



# Every Child Every Day

**SUPERINTENDENT**  
TONYA HORNE-WILLIAMS

**BOARD CHAIR DISTRICT 1**  
LINDA GEARHEART

**VICE CHAIR DISTRICT 4**  
KEITH SMALLWOOD

**MEMBER DISTRICT 2**  
DR. CHANDRA VARIA

**MEMBER DISTRICT 3**  
WILLIAM NEWSOME, JR

**MEMBER DISTRICT 5**  
STEVE SLONE

**Consent Agenda Item (Action Item):**

Receive the Utility Report for John M. Stumbo Elementary School.

**Applicable State Law or Regulation:**

Board Policy 05.23

**Fiscal/Budgetary Impact:**

School Year	Utility Costs
2023–2024 (July 2023 – June 2024)	\$72,026
2024–2025 (July 2024 – June 2025)	\$81,319

**History/Background:**

**May 2026:**

The Board received the utility report for South Floyd Elementary School.

**Recommended Action:**

Accept the report as presented.

**Contact Person:**

Kevin O'Quinn  
606-874-9569

Director

Superintendent

**Date: June 1, 2026**


The Floyd County Board of Education does not discriminate on the basis of race, color, national origin, age, religion, marital status, sex, or disability in employment, educational programs, or activities as set forth in Title IX & VI, and in Section 504.

442 KY ROUTE 550, EASTERN KY, 41622  
TEL: 606.886.2354 FAX: 606.886.4550



Every Child Every Day

# John M. Stumbo Elementary Utility Report



School Year

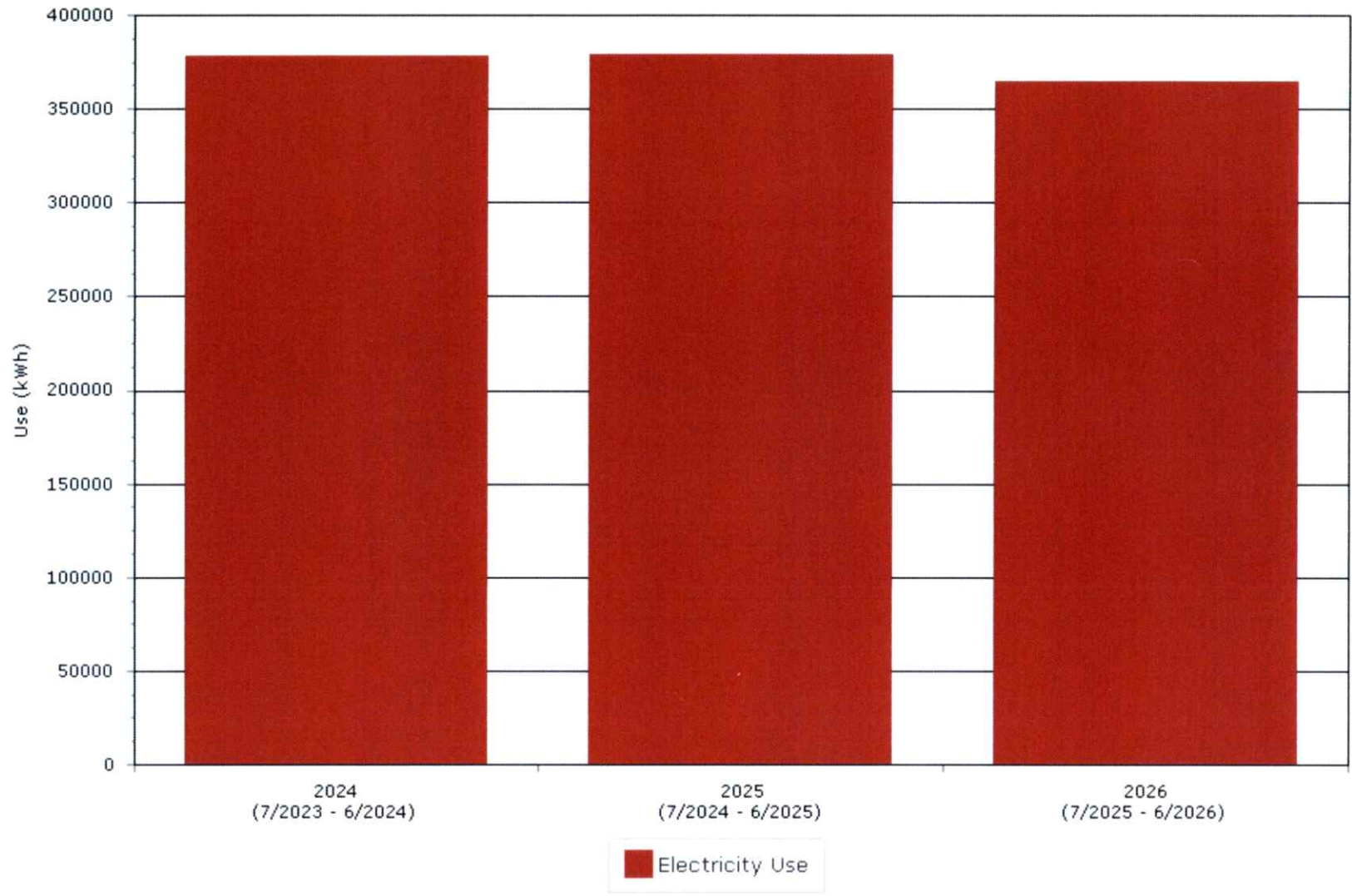
2023-2024

2024-2025

The Floyd County Board of Education does not discriminate on the basis of race, color, national origin, age, religion, marital status, sex, or disability in employment, educational programs, or activities as set forth in Title IX & VI, and in Section 504.

442 KY ROUTE 550, EASTERN KY, 41622  
TEL: 606.886.2354 FAX: 606.886.4550

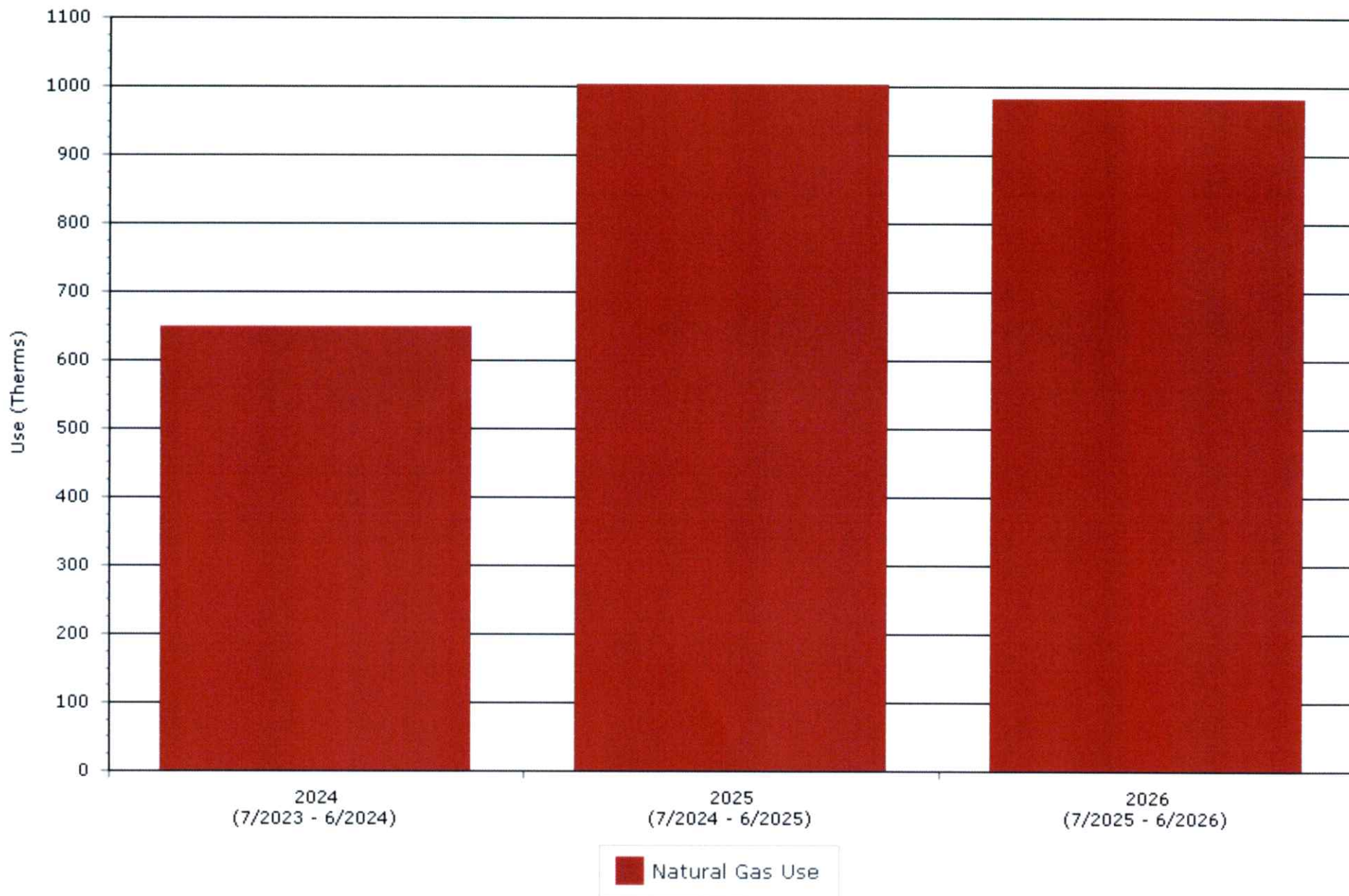
**Year-Over-Year Comparison  
Floyd County Board of Education  
Selected Facilities -- 7/2023 to 6/2026**



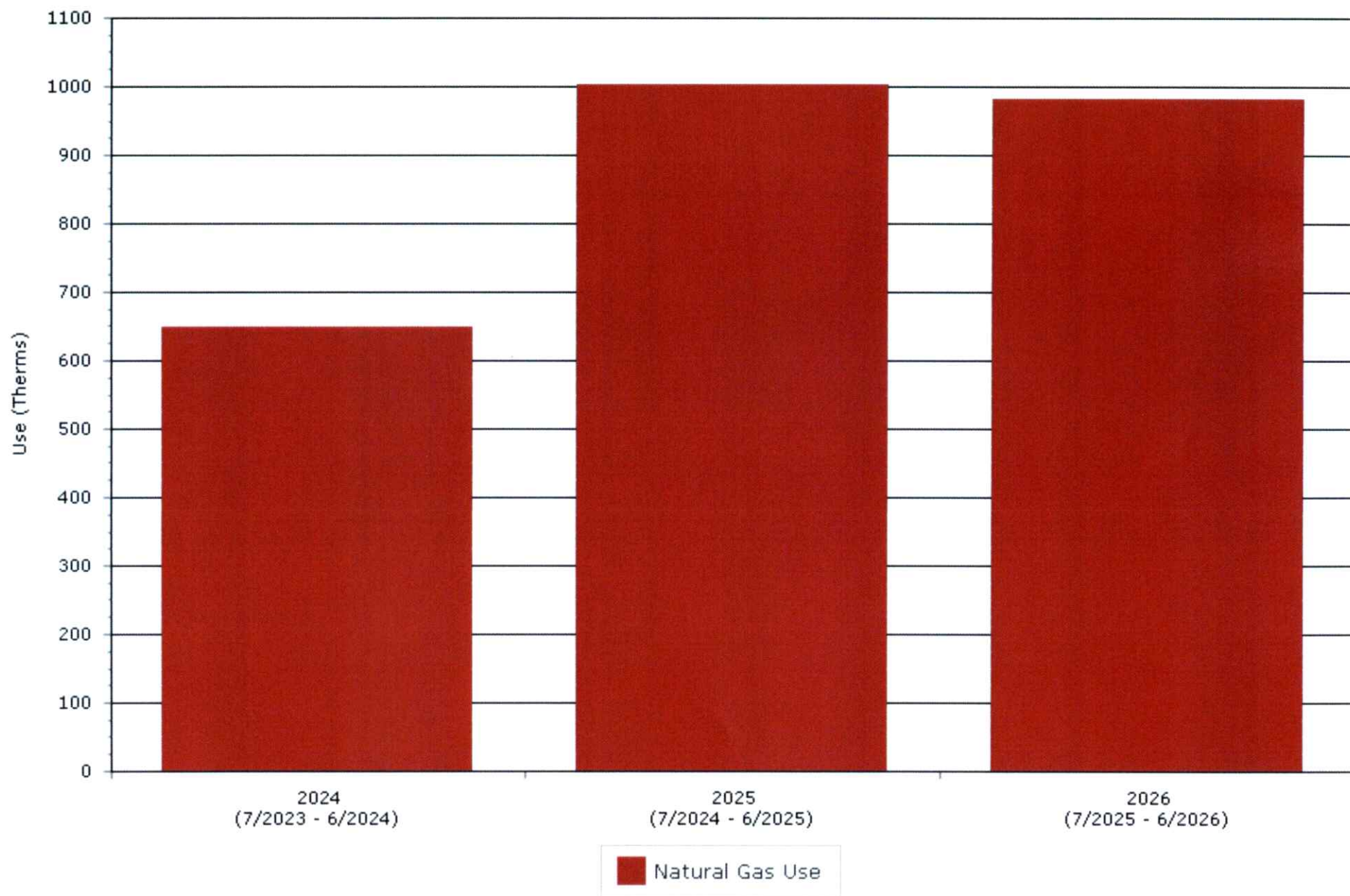
**Year-Over-Year Comparison  
Floyd County Board of Education  
Selected Facilities -- 7/2023 to 6/2026**

<b>Period</b>	<b>Electricity Use (kWh)</b>
2024	377,930
2025	379,161
2026	364,629

**Year-Over-Year Comparison  
Floyd County Board of Education  
Selected Facilities -- 7/2023 to 6/2026**



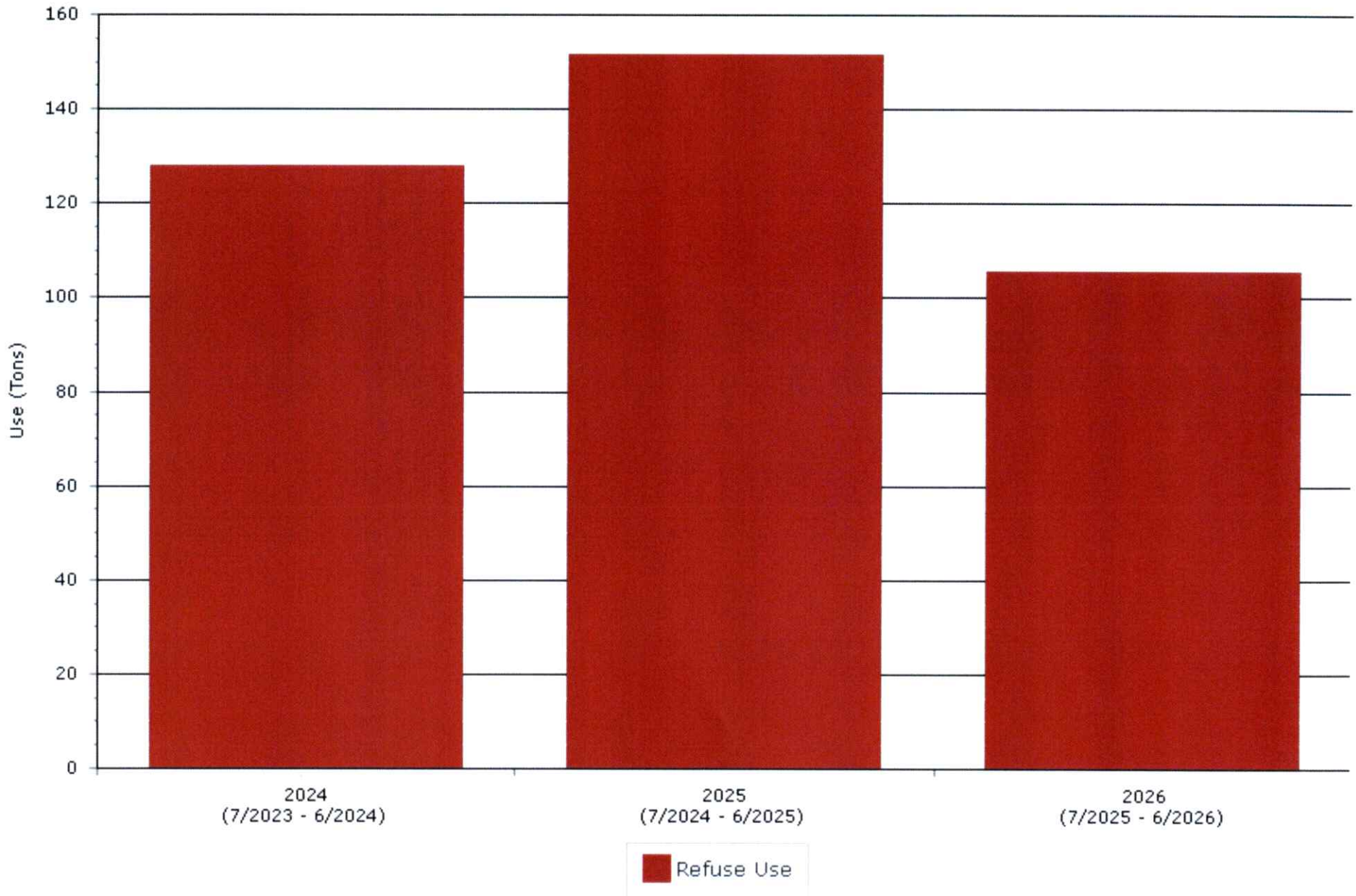
**Year-Over-Year Comparison**  
**Floyd County Board of Education**  
**Selected Facilities -- 7/2023 to 6/2026**



**Year-Over-Year Comparison  
Floyd County Board of Education  
Selected Facilities -- 7/2023 to 6/2026**

<b><u>Period</u></b>	<b><u>Natural Gas Use (Therms)</u></b>
2024	650
2025	1,003
2026	981

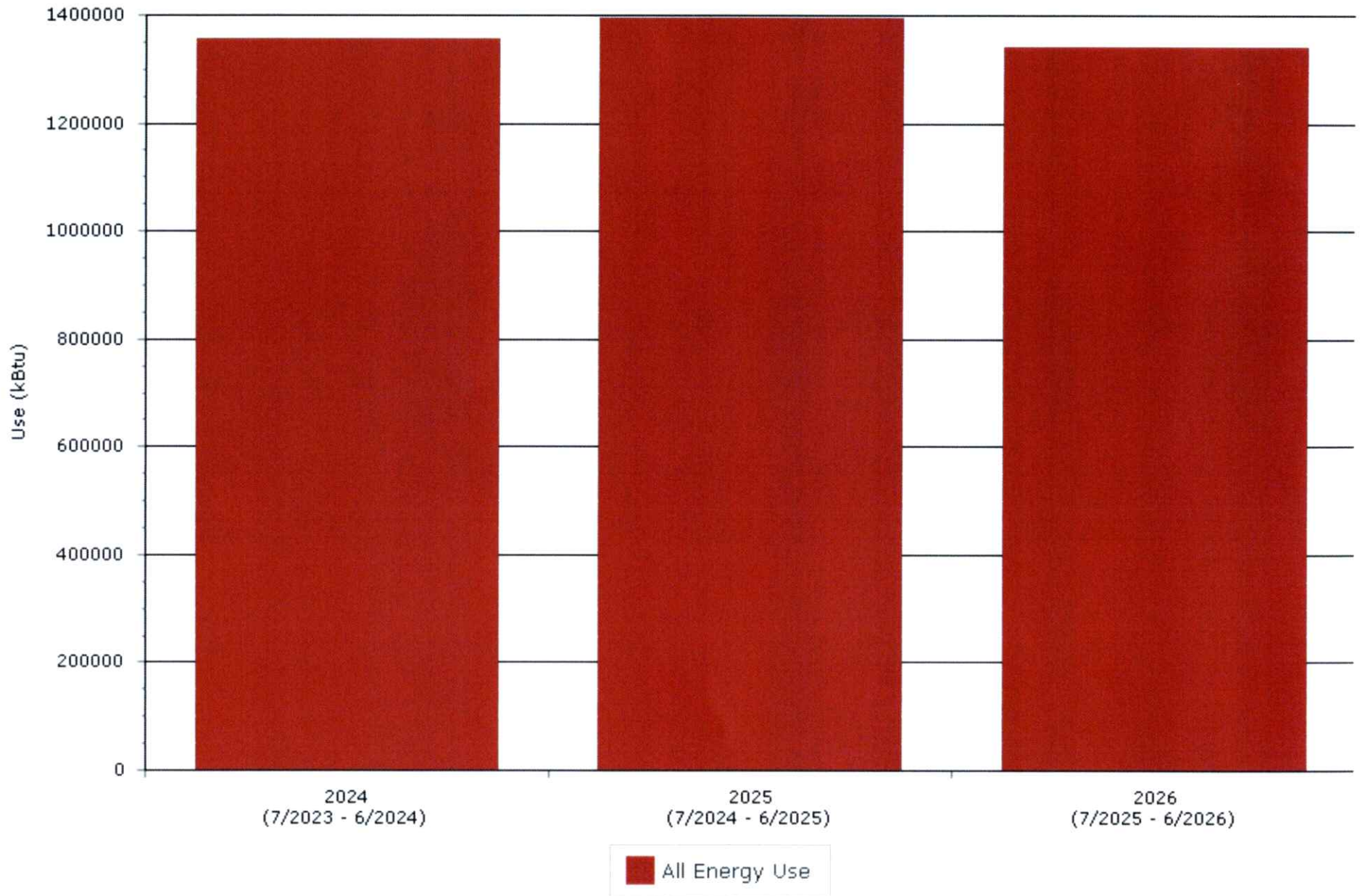
**Year-Over-Year Comparison**  
**Floyd County Board of Education**  
**Selected Facilities -- 7/2023 to 6/2026**



**Year-Over-Year Comparison  
Floyd County Board of Education  
Selected Facilities -- 7/2023 to 6/2026**

<b><u>Period</u></b>	<b><u>Refuse Use (Tons)</u></b>
2024	128
2025	152
2026	106

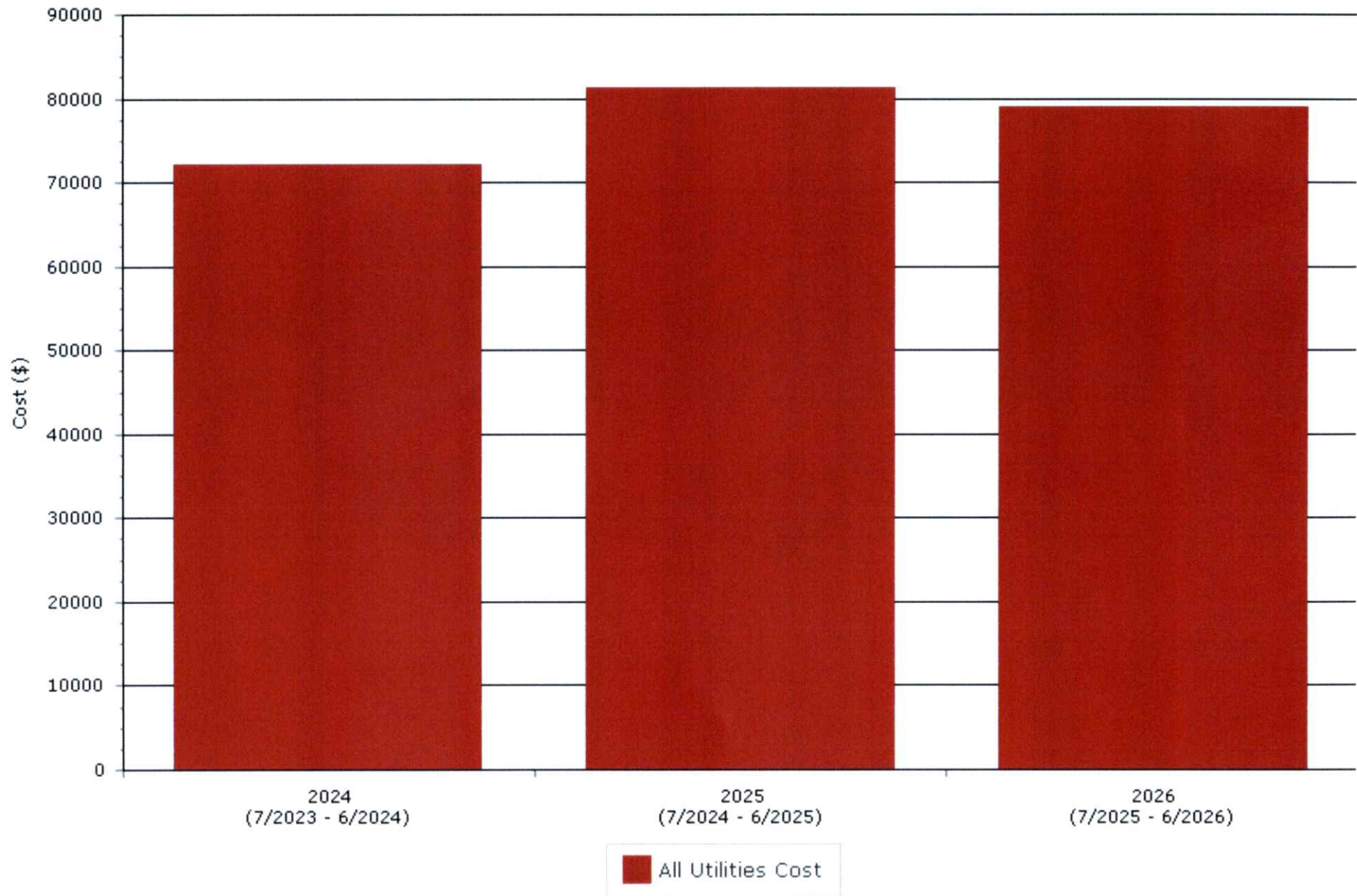
**Year-Over-Year Comparison**  
**Floyd County Board of Education**  
**Selected Facilities -- 7/2023 to 6/2026**



**Year-Over-Year Comparison  
Floyd County Board of Education  
Selected Facilities -- 7/2023 to 6/2026**

<b>Period</b>	<b>All Energy Use (kBtu)</b>
2024	1,354,496
2025	1,393,965
2026	1,342,199

**Year-Over-Year Comparison  
Floyd County Board of Education  
Selected Facilities -- 7/2023 to 6/2026**



**Year-Over-Year Comparison  
Floyd County Board of Education  
Selected Facilities -- 7/2023 to 6/2026**

<b>Period</b>	<b>All Utilities Cost</b>
2024	\$72,026
2025	\$81,319
2026	\$79,025