

# Marion County Public Schools Education Report Card

Ensuring Every Student Continues to Grow

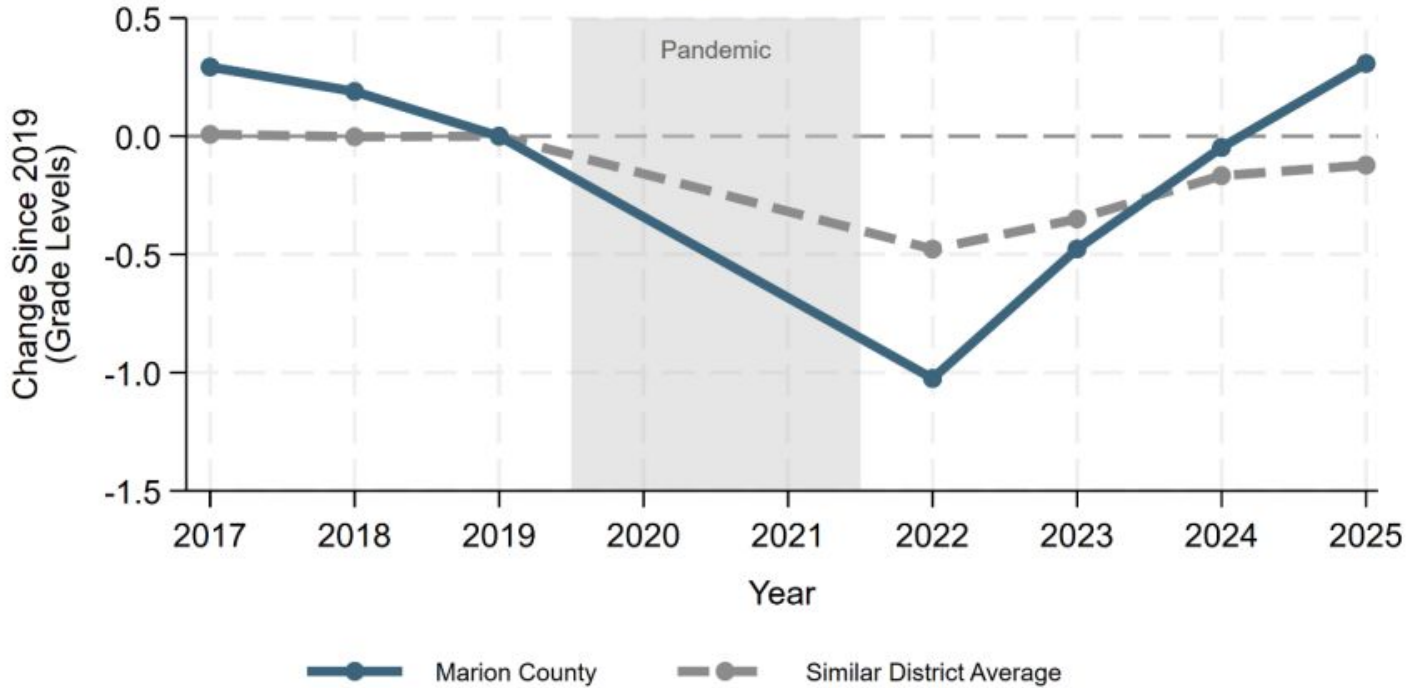


# About the Education Scorecard

- National research collaboration between Harvard University, Stanford University, and Dartmouth College analyzing student academic growth across the country
- Combines national and state assessment data from districts across the country in grades 3-8.
- Compares districts with similar demographics and student populations

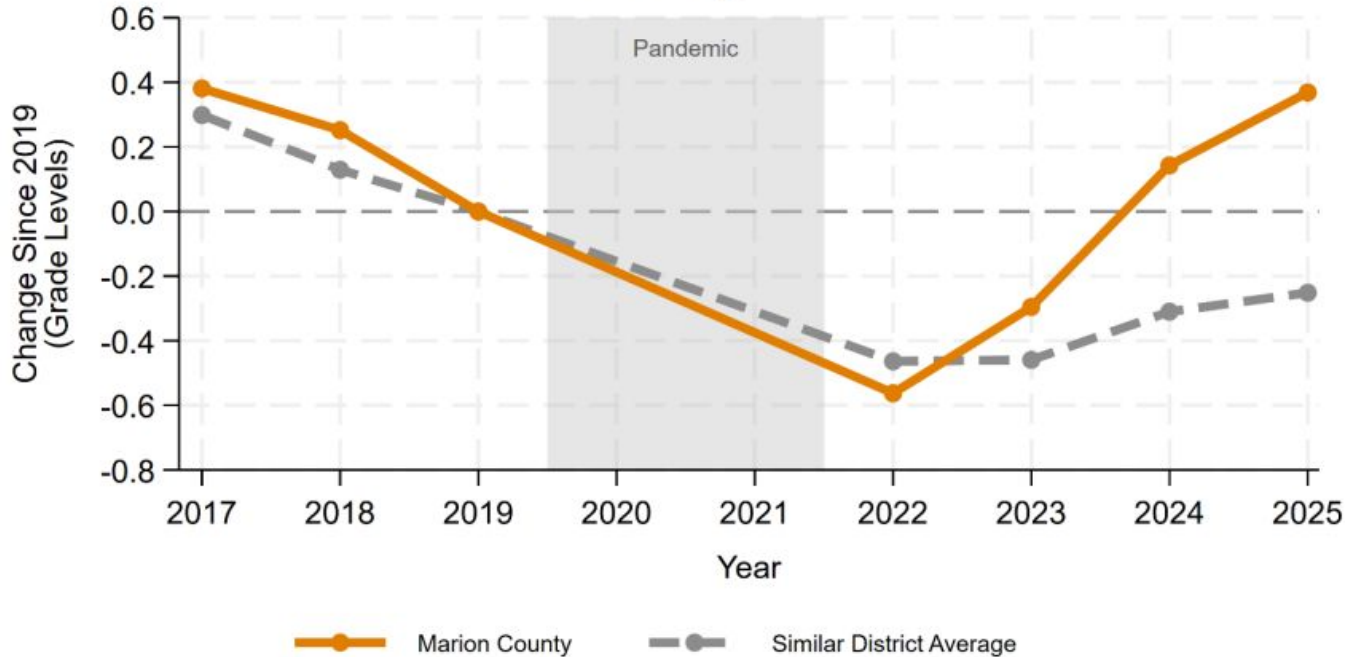


# Math



Source: Figure created by the Education Scorecard, a collaboration between Harvard's Center for Education Policy Research and Stanford's Educational Opportunity Project. Data courtesy of the Stanford Education Data Archive (SEDA). For details on the methodology to create the SEDA data, see <https://edopportunity.org/trends/methods>

## Reading



Source: Figure created by the Education Scorecard, a collaboration between Harvard's Center for Education Policy Research and Stanford's Educational Opportunity Project. Data courtesy of the Stanford Education Data Archive (SEDA). For details on the methodology to create the SEDA data, see <https://edopportunity.org/trends/methods>

Similar Districts: Allen County, Graves County, Barren County, Garrard County, Grant County

# Strategies for Progress

Adopting high-quality curricula and utilizing data-driven instruction.

Amplify.




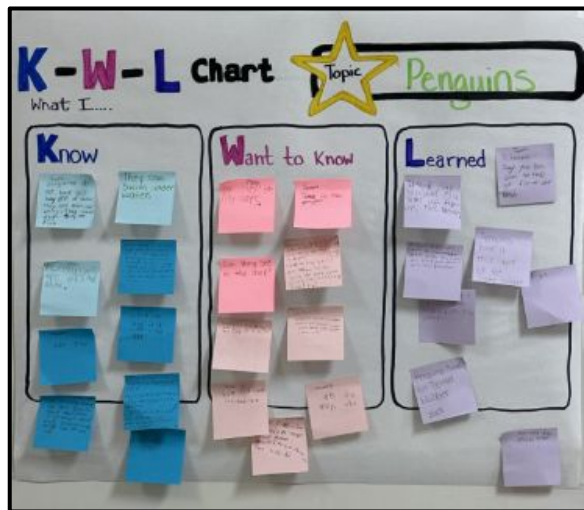
# Strategies for Progress

Creating an environment for engagement



# Strategies for Progress

Creating an environment for engagement



# Strategies for Progress

Instruction-focused leadership development



**“The remarkable academic gains in Marion County are a direct result of a community-wide commitment to rigor, evidence-based instruction, and the professional growth of their educators.”**

*Brigitte Blom  
President & CEO, Prichard Committee for  
Academic Excellence*



**The Prichard Committee**

Building a Groundswell for a Big Bold Future

