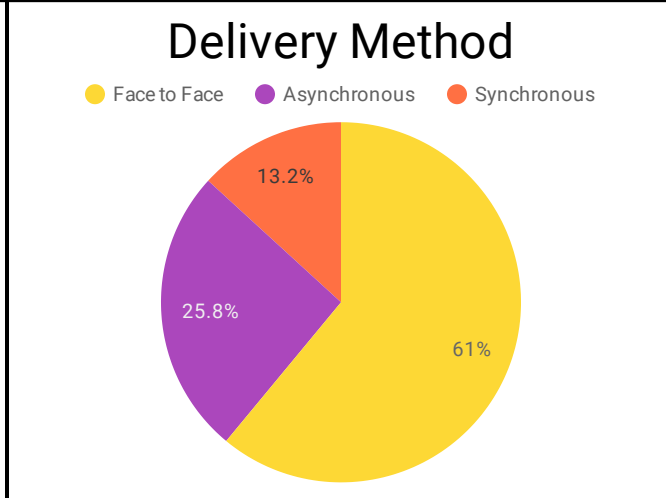
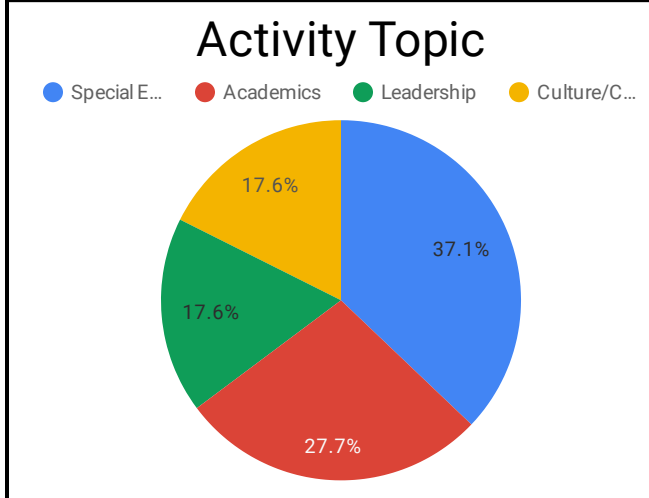




Connect, Grow and Serve Log

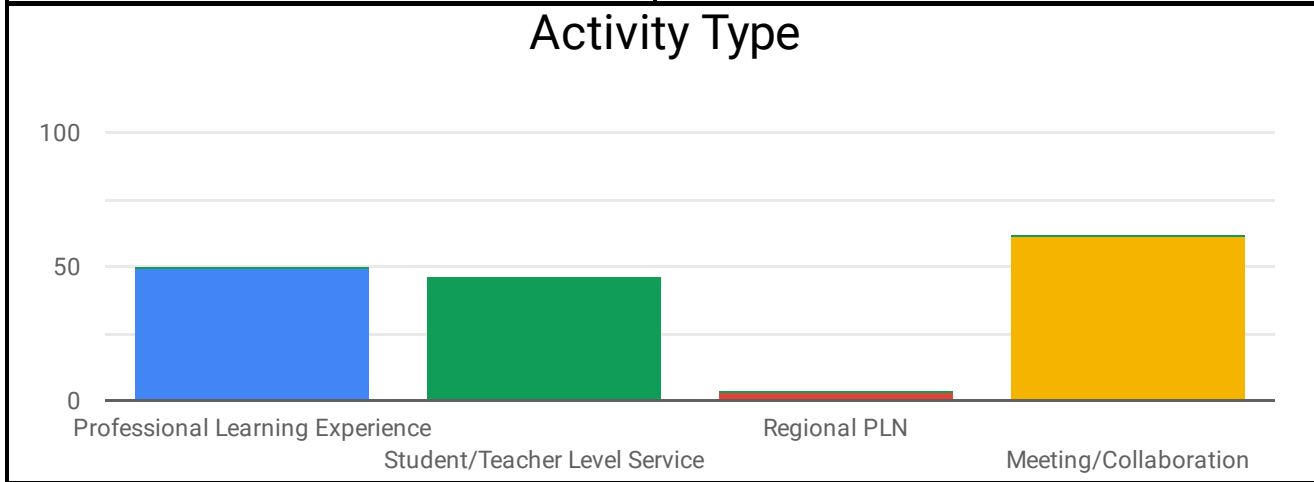
Apr 1, 2026 - Apr 30, 2026		Select Activity Type	Select NKCES Staff
		Select Activity Topic	Select NKCES Staff Role

Total Activities 159	NKCES Led Activities 128	NKCES Partnered Activities 24	NKCES Attended Activities 7	Total Educators Served 3,477	Total Students Served 2,089
--------------------------------	------------------------------------	---	---------------------------------------	--	---------------------------------------



PLNs Met

PLN	# of Times Met
Special Education Consultants	1
College & Career Connector Network	1
Instructional Coaches	1



Activities Attended by School District

Beechwood	Boone	Campbell	Covington	Erlanger	Ft. Thomas	Greenup	Lewis	Mason	Owen	Southgate	Williamstown
39	52	17	36	20	30	8	1	6	11	4	6
Bellevue	Bracken	Carroll	Dayton	Fleming	Grant	Kenton	Ludlow	Newport	Pendleton	Walton-Verona	RSP
21	2	8	14	3	24	51	13	38	23	12	9