

MONTH END MARCH 2026

BEGIN BALANCE	\$	7,186,762.12
RECEIPTS	\$	1,520,739.04
CLEARED CHECKS	\$	1,771,390.26
ENDING BALANCE	\$	6,936,110.90
OUTSTANDING CHECKS	\$	688,099.92
DEPOSITS IN TRANSIT	\$	216.60
BANK FEE TO BE REIMBURSED	\$	-
RECONCILED BALANCE	\$	6,248,227.58

**KENTUCKY DEPARTMENT OF EDUCATION
DIVISION OF MANAGEMENT ASSISTANCE
BUDGET MONITORING TOOL**

Excluding On-Behalf

MONTH	REVENUE			SALARY			EXPENSES			PROJECTED FUND BALANCE
		CURRENT YR	PREVIOUS YR		CURRENT YR	PREVIOUS YR		CURRENT YR	PREVIOUS YR	
JULY	EST	7,350,843.68		EST	417,109.48		EST	1,149,600.93		\$ (3,432,303.08)
	ACTUAL	4,334,624.72	6,147,737.93	ACTUAL	297,490.17	292,010.44	ACTUAL	1,685,304.35	920,832.52	
AUGUST	EST	1,015,327.49		EST	1,074,099.76		EST	618,015.95		\$ (3,115,096.40)
	ACTUAL	917,950.99	849,149.78	ACTUAL	913,780.67	751,956.89	ACTUAL	363,751.88	495,031.95	
SEPTEMBER	EST	1,195,365.21		EST	2,025,216.37		EST	376,749.22		\$ (2,722,659.32)
	ACTUAL	834,054.96	999,720.90	ACTUAL	1,388,547.91	1,417,815.60	ACTUAL	259,670.34	301,776.84	
OCTOBER	EST	1,146,080.76		EST	1,994,563.84		EST	377,825.06		\$ (2,453,414.40)
	ACTUAL	967,619.45	958,502.79	ACTUAL	1,377,035.20	1,396,356.35	ACTUAL	547,647.48	302,638.59	
NOVEMBER	EST	1,128,045.17		EST	2,011,751.54		EST	266,570.56		\$ (2,117,718.07)
	ACTUAL	850,412.99	943,419.07	ACTUAL	1,372,441.52	1,408,389.13	ACTUAL	292,552.06	213,523.52	
DECEMBER	EST	8,416,176.08		EST	2,032,978.74		EST	1,380,345.89		\$ (385,707.75)
	ACTUAL	8,550,824.69	7,038,708.37	ACTUAL	1,375,079.22	1,423,249.89	ACTUAL	440,883.69	1,105,659.67	
JANUARY	EST	2,778,484.30		EST	1,968,012.68		EST	612,492.97		\$ (2,618,098.30)
	ACTUAL	228,586.56	2,323,732.36	ACTUAL	1,359,407.91	1,377,768.38	ACTUAL	903,590.55	490,608.03	
FEBRUARY	EST	2,042,807.76		EST	1,992,320.98		EST	190,552.31		\$ (2,790,389.74)
	ACTUAL	1,285,094.04	1,708,463.31	ACTUAL	1,370,759.70	1,394,786.16	ACTUAL	226,691.31	152,632.76	
MARCH	EST	1,169,793.97		EST	1,983,250.08		EST	626,295.21		\$ (1,984,324.55)
	ACTUAL	1,112,421.54	978,334.88	ACTUAL	1,393,297.60	1,388,435.80	ACTUAL	352,810.07	501,663.65	
APRIL	EST	1,802,140.06		EST	2,027,034.74		EST	280,490.34		\$ -
	ACTUAL		1,507,185.47	ACTUAL		1,419,088.61	ACTUAL		224,673.29	
MAY	EST	1,233,243.07		EST	2,135,037.32		EST	335,705.90		\$ -
	ACTUAL		1,031,399.32	ACTUAL		1,494,699.17	ACTUAL		268,901.06	
JUNE	EST	1,352,019.59		EST	4,425,018.39		EST	329,288.88		\$ -
	ACTUAL		1,130,735.80	ACTUAL		3,097,871.52	ACTUAL		263,761.02	
Projected Amounts		30,630,327.14	25,617,089.98		24,086,393.92	16,862,427.94		6,548,933.22	5,241,702.90	July 1, Fund Balance
Diff Proj vs Actual		(7,161,334.49)			4,651,463.56			525,546.37		(1,984,324.55)

TOTALS FROM THE MOST RECENT WORKING BUDGET-GENERAL FUND ONLY	
TOTAL BUDGETED REVENUES	
TOTAL BUDGETED SALARY	
TOTAL BUDGETED EXPENSES	
CONTINGENCY	
REVENUES LESS (SALARIES+ EXPENSES+ CONTINGENCY) must net zero	\$ -

Twelve Month Estimated Salary & Expenses plus Contingency should equal Revenue Budgeted.
 Projected Fund Balance is defined as the amount in the Contingency Code (object 0840) plus(minus) Reveue; Salary; and Expenses Over or Below budgeted amount. Contingency is included in the Expense portion of the budget.

BOURBON COUNTY SCHOOL DISTRICT



GENERAL FUND REVENUE MARCH 2026

FOR 2026 09

	ORIGINAL ESTIM REV	REVISED ESTIM REV	ACTUAL YTD REVENUE	ACTUAL MTD REVENUE	REMAINING REVENUE	% COLL
--	--------------------	-------------------	--------------------	--------------------	-------------------	--------

E. GENERAL FUND

110 GENERAL FUND REVENUE

110 0999		BEG BALANCE CARRY FORWARD				
	0.00	0.00	0.00	0.00	0.00	.0%
110 0999SF		BEGINNING BALANCE SF				
	0.00	0.00	0.00	0.00	0.00	.0%
110 0999U		BEGINNING BALANCE UNASSIGNED				
	-5,000,000.00	-3,328,472.47	-3,328,472.47	0.00	0.00	100.0%
110 1111		GENERAL PROPERTY TAX				
	-6,550,000.00	-7,938,837.53	-7,400,801.98	-85,881.57	-538,035.55	93.2%
110 1113		PSC PROPERTY TAX				
	-500,000.00	-757,534.00	-333,462.54	-78,745.74	-424,071.46	44.0%
110 1115		DELINQUENT PROPERTY TAX				
	-125,000.00	-125,000.00	-60,478.05	-1,257.92	-64,521.95	48.4%
110 1117		MOTOR VEHICLE TAX				
	-1,100,000.00	-1,125,156.00	-678,696.27	-116,614.70	-446,459.73	60.3%
110 1119		FRANCHISE TAX				
	0.00	0.00	0.00	0.00	0.00	.0%
110 1121		UTILITIES TAX				
	-1,250,000.00	-1,250,000.00	-725,121.09	-145,782.84	-524,878.91	58.0%
110 1121A		UTILITY AUDIT				
	0.00	0.00	0.00	0.00	0.00	.0%
110 1191		OMITTED PROPERTY TAX				
	-75,000.00	-75,000.00	-8,074.08	0.00	-66,925.92	10.8%
110 1280		REVENUE IN LIEU OF TAXES				
	0.00	0.00	-16,931.33	0.00	16,931.33	100.0%
110 1310		TUITION FROM INDIVIDUALS				
	0.00	0.00	0.00	0.00	0.00	.0%
110 1510		INTEREST ON INVESTMENTS				
	-325,000.00	-325,000.00	-177,691.98	-22,509.20	-147,308.02	54.7%
110 1637		VENDING				
	0.00	0.00	-8,668.41	-94.39	8,668.41	100.0%
110 1911		BUILDING RENTAL				
	0.00	0.00	0.00	0.00	0.00	.0%
110 1912		BUS RENTAL				
	0.00	0.00	0.00	0.00	0.00	.0%
110 1920		CONTRIBUTIONS/DONATIONS				
	0.00	0.00	0.00	0.00	0.00	.0%
110 1920 0003		CONTRIBUTIONS/DONATIONS				
	0.00	0.00	0.00	0.00	0.00	.0%

BOURBON COUNTY SCHOOL DISTRICT



GENERAL FUND REVENUE MARCH 2026

FOR 2026 09

	ORIGINAL ESTIM REV	REVISED ESTIM REV	ACTUAL YTD REVENUE	ACTUAL MTD REVENUE	REMAINING REVENUE	% COLL
110 1920 0033						
	0.00	0.00	0.00	0.00	0.00	.0%
110 1941						
	0.00	0.00	0.00	0.00	0.00	.0%
110 1980						
	0.00	0.00	20,263.88	0.00	-20,263.88	100.0%
110 1990						
	0.00	0.00	-152,934.72	-1,661.18	152,934.72	100.0%
110 1994						
	0.00	0.00	0.00	0.00	0.00	.0%
110 3111						
	-7,516,282.00	-7,516,282.00	-5,728,954.00	-659,874.00	-1,787,328.00	76.2%
110 3122						
	-24,000.00	-24,000.00	0.00	0.00	-24,000.00	.0%
110 3126						
	0.00	0.00	0.00	0.00	0.00	.0%
110 3127						
	0.00	0.00	0.00	0.00	0.00	.0%
110 3128						
	0.00	0.00	0.00	0.00	0.00	.0%
110 3129						
	0.00	0.00	0.00	0.00	0.00	.0%
110 3130						
	0.00	0.00	0.00	0.00	0.00	.0%
110 3131						
	0.00	0.00	0.00	0.00	0.00	.0%
110 3132						
	0.00	0.00	0.00	0.00	0.00	.0%
110 3800						
	0.00	0.00	0.00	0.00	0.00	.0%
110 3900						
	-6,860,348.60	-6,860,348.60	0.00	0.00	-6,860,348.60	.0%
110 3900 16MX						
	-84,493.54	-84,493.54	0.00	0.00	-84,493.54	.0%
110 4100						
	0.00	0.00	0.00	0.00	0.00	.0%
110 4500 227X						
	0.00	0.00	0.00	0.00	0.00	.0%
110 4810						
	0.00	0.00	0.00	0.00	0.00	.0%
110 5210						
	0.00	0.00	0.00	0.00	0.00	.0%
110 5210 BFFT						
	-1,120,203.00	-1,120,203.00	0.00	0.00	-1,120,203.00	.0%

BOURBON COUNTY SCHOOL DISTRICT



GENERAL FUND REVENUE MARCH 2026

FOR 2026 09

	ORIGINAL ESTIM REV	REVISED ESTIM REV	ACTUAL YTD REVENUE	ACTUAL MTD REVENUE	REMAINING REVENUE	% COLL
110 5210 COFT						
	0.00	FUND TRANSFER	0.00	0.00	0.00	.0%
110 5220						
	-100,000.00	INDIRECT COSTS TRANSFER	-2,597.07	0.00	-97,402.93	2.6%
110 5331						
	0.00	SALE OF BUILDINGS	0.00	0.00	0.00	.0%
110 5332						
	0.00	LOSS COMP - BUILDINGS	0.00	0.00	0.00	.0%
110 5341						
	0.00	SALE OF EQUIPMENT ETC	0.00	0.00	0.00	.0%
110 5342						
	0.00	LOSS COMP - EQUIPMENT ETC	0.00	0.00	0.00	.0%
110 5500						
	0.00	CAPITAL LEASE PROCEEDS	0.00	0.00	0.00	.0%
		TOTAL REVENUES				
	-30,630,327.14	-30,630,327.14	-18,602,620.11	-1,112,421.54	-12,027,707.03	
		GRAND TOTAL				
	-30,630,327.14	-30,630,327.14	-18,602,620.11	-1,112,421.54	-12,027,707.03	60.7%

** END OF REPORT - Generated by MICHAEL SWEARINGEN **

BOURBON COUNTY SCHOOL DISTRICT



GEN FUND BY FUNCTION MARCH 2025

FOR 2026 09

	ORIGINAL APPROP	REVISED BUDGET	YTD EXPENDED	MTD EXPENDED	ENCUMBRANCES	AVAILABLE BUDGET	% USED
GENERAL FUND							
1100 INSTRUCTION SBDM	13,004,170.01	13,005,370.01	5,133,568.39	625,145.82	64,548.31	7,807,253.31	40.0%
1200 INSTRUCTION - HOME&HOSPITAL	76,365.00	76,365.00	42,560.22	5,685.12	1,025.42	32,779.36	57.1%
1900 OTHER INSTRUCTION NON SBDM	3,512,583.68	3,512,583.68	1,963,635.37	239,392.01	40,433.66	1,508,514.65	57.1%
2112 ATTENDANCE SERVICES	126,973.00	126,973.00	103,802.22	10,300.27	0.00	23,170.78	81.8%
2113 SOCIAL WORK SERVICES	110,492.00	110,492.00	51,076.93	5,199.94	0.00	59,415.07	46.2%
2122 GUIDANCE COUNSELING	388,128.00	388,128.00	230,962.50	33,497.90	0.00	157,165.50	59.5%
2130 HEALTH SERVICES	357,415.68	357,415.68	227,842.47	24,496.19	7,906.54	121,666.67	66.0%
2152 SPEECH PATHOLOGY	16,711.00	16,711.00	7,886.26	1,049.48	0.00	8,824.74	47.2%
2190 STUDENT SUPPORT SERVICES	378,125.68	378,125.68	109,693.64	109,693.64	0.00	268,432.04	29.0%
2211 IMPROVEMENT OF INSTRU SUPERV	343,821.42	343,821.42	233,064.58	23,925.63	800.00	109,956.84	68.0%
2222 LIB/EDUC MEDIS SVCS SCH LIB	297,661.00	297,661.00	186,053.18	24,752.33	0.00	111,607.82	62.5%
2290 GRANT EVALUATOR	216,612.40	216,612.40	0.00	0.00	0.00	216,612.40	.0%
2311 BOARD ACTIVITIES	901,557.97	901,557.97	491,600.57	8,963.98	6,576.76	403,380.64	55.3%
2315 TAX ASSESSMENT & COLLECTION	240,000.00	240,000.00	301,175.54	4,946.38	0.00	-61,175.54	125.5%
2316 EMPLOYEE RELATIONS	3,000.00	3,000.00	0.00	0.00	787.17	2,212.83	26.2%
2321 SUPERINTENDENT'S OFFICE	329,891.74	329,891.74	375,506.99	22,753.95	54,963.83	-100,579.08	130.5%
2410 PRINCIPAL'S OFFICE	1,914,676.28	1,914,676.28	857,504.02	109,976.23	0.00	1,057,172.26	44.8%
2420 SCHOOL COUNCIL ACTIVITIES	5,459.05	5,459.05	95.00	0.00	450.00	4,914.05	10.0%
2511 FINANCE OFFICER'S OFFICE	477,617.26	477,617.26	200,644.22	21,232.63	11,909.49	265,063.55	44.5%
2560 PUBLIC INFORMATION SERVICES	5,190.00	5,190.00	0.00	0.00	0.00	5,190.00	.0%

BOURBON COUNTY SCHOOL DISTRICT



GEN FUND BY FUNCTION MARCH 2025

FOR 2026 09

	ORIGINAL APPROP	REVISED BUDGET	YTD EXPENDED	MTD EXPENDED	ENCUMBRANCES	AVAILABLE BUDGET	% USED
2580 ADMINISTRATIVE TECHNOLOGY SER							
279,754.00	279,754.00		190,353.88	21,101.40	0.00	89,400.12	68.0%
2585 NETWORK SUPPORT							
84,493.54	84,493.54		0.00	0.00	0.00	84,493.54	.0%
2610 OPERATION OF BUILDINGS							
3,197,215.14	3,197,215.14		2,563,753.76	213,666.40	1,132,519.19	-499,057.81	115.6%
2660 SECURITY OPERATIONS							
100,868.19	100,868.19		68,357.09	8,971.10	500.00	32,011.10	68.3%
2710 STUDENT TRANSP. SUPERVISION							
241,941.00	241,941.00		253,648.55	4,221.64	0.00	-11,707.55	104.8%
2720 BUS DRIVING							
1,223,244.10	1,223,244.10		604,194.45	87,328.18	0.00	619,049.65	49.4%
2730 BUS MONITORING							
132,184.00	132,184.00		143,769.28	22,445.74	0.00	-11,585.28	108.8%
2740 BUS MAINTENANCE							
779,541.70	779,541.70		627,611.23	89,150.05	363,408.25	-211,477.78	127.1%
2750 TRANSP STAFF DEVELOPMENT							
3,373.00	3,373.00		0.00	0.00	0.00	3,373.00	.0%
2790 OTHER STUDENT TRANSPORTATION							
86,402.50	86,402.50		63,341.35	8,957.66	0.00	23,061.15	73.3%
5200 FUND TRANSFERS							
305,005.70	305,005.70		44,926.00	19,254.00	0.00	260,079.70	14.7%
5300 CONTINGENCY							
1,489,853.10	1,489,853.10		0.00	0.00	0.00	1,489,853.10	.0%
TOTAL GENERAL FUND							
30,630,327.14	30,631,527.14		15,076,627.69	1,746,107.67	1,685,828.62	13,869,070.83	54.7%
GRAND TOTAL							
30,630,327.14	30,631,527.14		15,076,627.69	1,746,107.67	1,685,828.62	13,869,070.83	54.7%

** END OF REPORT - Generated by MICHAEL SWEARINGEN **

BOURBON COUNTY SCHOOL DISTRICT



GEN FUND BY OBJECT MARCH 2025

FOR 2026 09

	ORIGINAL APPROP	REVISED BUDGET	YTD EXPENDED	MTD EXPENDED	ENCUMBRANCES	AVAILABLE BUDGET	% USED
GENERAL FUND							
0110 CERTIFIED PERMANENT SALARY	10,000,670.00	10,000,670.00	6,203,909.50	812,584.63	0.00	3,796,760.50	62.0%
0111 EXTENDED DAY	396,926.00	396,926.00	273,525.30	32,156.86	0.00	123,400.70	68.9%
0112 EXTRA SERVICE	439,360.75	439,360.75	311,135.47	39,507.32	0.00	128,225.28	70.8%
0113 OTHER CERTIFIED SALARY	45,175.75	45,175.75	367.51	0.00	0.00	44,808.24	.8%
0114 NATIONAL TEACHER CERT	4,000.00	4,000.00	0.00	0.00	0.00	4,000.00	.0%
0116 SPEECH PATH STIPEND	14,000.00	14,000.00	6,249.75	833.30	0.00	7,750.25	44.6%
0120 CERTIFIED SUBSTITUTE SALARY	468,339.00	468,339.00	158,130.82	31,277.79	0.00	310,208.18	33.8%
0130 CLASSIFIED REGULAR SALARY	3,641,685.00	3,641,685.00	2,405,555.37	304,039.95	0.00	1,236,129.63	66.1%
0130E EXTRA SERVICE - CLASSIFIED	2,116.96	2,116.96	0.00	0.00	0.00	2,116.96	.0%
0131 OTHER CLASSIFIED PAY	200,777.00	200,777.00	169,474.86	25,765.91	0.00	31,302.14	84.4%
0133 CLAS SPEECH PATH EXTRA	2,000.00	2,000.00	1,249.95	166.66	0.00	750.05	62.5%
0140 CLASSIFIED OVERTIME SALARY	35,700.00	35,700.00	19,552.99	3,154.42	0.00	16,147.01	54.8%
0150 CLASSIFIED SUBSTITUTE SALARY	142,337.19	142,337.19	50,150.77	7,184.90	0.00	92,186.42	35.2%
0170 PARA-PROFESSIONAL	43,822.00	43,822.00	67,774.07	1,318.66	0.00	-23,952.07	154.7%
0190 BOARD PER DIEM	24,000.00	24,000.00	9,000.00	600.00	0.00	15,000.00	37.5%
0221 EMPLOYER FICA CONTRIBUTION	197,352.43	197,352.43	142,470.27	18,020.23	0.00	54,882.16	72.2%
0222 EMPLOYER MEDICARE CONTRIBUTIO	246,121.75	246,121.75	134,254.91	17,510.46	0.00	111,866.84	54.5%
0231 KTRS EMPLOYER CONTRIBUTION	422,379.92	422,379.92	239,426.14	31,930.24	0.00	182,953.78	56.7%
0232 CERS EMPLOYER CONTRIBUTION	608,151.31	608,151.31	433,434.59	56,573.43	0.00	174,716.72	71.3%
0253 KSBA UNEMPLOYMENT INSURANCE	51,757.45	51,757.45	38,715.51	4,063.48	0.00	13,041.94	74.8%

BOURBON COUNTY SCHOOL DISTRICT



GEN FUND BY OBJECT MARCH 2025

FOR 2026 09

	ORIGINAL APPROP	REVISED BUDGET	YTD EXPENDED	MTD EXPENDED	ENCUMBRANCES	AVAILABLE BUDGET	% USED
0260 WORKERS COMPENSATION							
104,372.81		104,372.81	141,749.69	6,609.36	0.00	-37,376.88	135.8%
0280 ON-BEHALF PAYMENTS							
6,860,348.60		6,860,348.60	0.00	0.00	0.00	6,860,348.60	.0%
0291 ACCRUED SICK LEAVE PAID							
135,000.00		135,000.00	7,710.34	0.00	0.00	127,289.66	5.7%
0311 TAX COLLECTION FEES							
240,000.00		240,000.00	301,175.54	4,946.38	0.00	-61,175.54	125.5%
0319 OTHER ADMINISTRATIVE SERVICES							
20,000.00		20,000.00	0.00	0.00	0.00	20,000.00	.0%
0335 OTHER PROFESSIONAL CONSULTANT							
500.00		500.00	0.00	0.00	0.00	500.00	.0%
0338 REGISTRATION FEES							
8,450.00		8,450.00	1,567.00	0.00	2,275.00	4,608.00	45.5%
0343 LEGAL SERVICES							
36,000.00		36,000.00	17,621.00	700.00	2,379.00	16,000.00	55.6%
0345 MEDICAL SERVICES							
59,155.00		59,155.00	35,450.00	1,150.00	18,300.00	5,405.00	90.9%
0349 OTHER PROFESSIONAL SERVICES							
216,873.89		216,873.89	287,005.19	19,534.76	125,693.98	-195,825.28	190.3%
0411 WATER/SEWAGE							
86,500.00		86,500.00	71,901.37	5,306.10	0.00	14,598.63	83.1%
0419 OTHER UTILITIES							
880.00		880.00	6,282.30	17.82	1,735.15	-7,137.45	911.1%
0421 SANITATION SERVICE							
133,742.24		133,742.24	66,137.06	7,386.77	0.00	67,605.18	49.5%
0424 CONTRACT GROUNDS SERVICE							
60,000.00		60,000.00	40,746.00	0.00	0.00	19,254.00	67.9%
0433 EQUIPMENT REPAIR & MAINT							
6,730.00		6,730.00	4,793.38	1,183.90	0.00	1,936.62	71.2%
0434 BUILDING REPAIRS & MAINT							
150,000.00		150,000.00	199,874.08	200.00	88,236.65	-138,110.73	192.1%
0435 VEHICLE REPAIR & MAINT							
0.00		0.00	8,454.50	0.00	4,123.19	-12,577.69	100.0%
0437 PLUMBING REPAIRS AND MAINT							
50,000.00		50,000.00	20,298.19	3,133.39	7,893.04	21,808.77	56.4%
0439 OTHER REPAIRS AND MAINTENANCE							
190,449.92		190,449.92	47,230.13	5,524.50	0.00	143,219.79	24.8%
0491 ASPHALT RESURFACING/STRIPPING							
100,000.00		100,000.00	0.00	0.00	0.00	100,000.00	.0%
0521 PUPIL TRANSPORTATION INSURANC							
190,213.00		190,213.00	215,601.00	0.00	0.00	-25,388.00	113.3%
0522 PROPERTY INSURANCE							
305,992.00		305,992.00	0.00	0.00	0.00	305,992.00	.0%

BOURBON COUNTY SCHOOL DISTRICT



GEN FUND BY OBJECT MARCH 2025

FOR 2026 09

	ORIGINAL APPROP	REVISED BUDGET	YTD EXPENDED	MTD EXPENDED	ENCUMBRANCES	AVAILABLE BUDGET	% USED
0523 LIABILITY INS/FIDELITY BOND							
	3,500.00	3,500.00	0.00	0.00	0.00	3,500.00	.0%
0525 GENERAL LIABILITY INSURANCE							
	0.00	0.00	63,084.91	0.00	0.00	-63,084.91	100.0%
0527 STUDENT LIABILITY INSURANCE							
	111,743.00	111,743.00	109,693.64	109,693.64	0.00	2,049.36	98.2%
0529 OTHER INSURANCE							
	109,759.93	109,759.93	345,217.93	0.00	0.00	-235,458.00	314.5%
0531 POSTAGE & PO BOX RENT							
	19,200.00	19,200.00	204.00	0.00	0.00	18,996.00	1.1%
0532 TELEPHONE							
	14,870.20	14,870.20	57,953.21	7,393.80	36,784.98	-79,867.99	637.1%
0533 ON-LINE NETWORK							
	74,923.04	74,923.04	0.00	0.00	0.00	74,923.04	.0%
0534 CELL PHONES							
	3,000.00	3,000.00	7,931.43	1,596.68	1,892.29	-6,823.72	327.5%
0542 NEWSPAPER ADVERTISING							
	1,500.00	1,500.00	0.00	0.00	0.00	1,500.00	.0%
0549 OTHER ADVERTISING							
	3,000.00	3,000.00	769.00	0.00	1,750.00	481.00	84.0%
0559 OTHER PRINTING							
	135,093.00	135,093.00	72,130.91	5,023.73	45,365.53	17,596.56	87.0%
0580 TRAVEL MILEAGE							
	25,838.00	25,838.00	28,818.58	987.74	8,980.48	-11,961.06	146.3%
0581 TRAVEL MILEAGE							
	35,260.19	35,260.19	2,098.95	79.38	3,025.00	30,136.24	14.5%
0589 TRAVEL-OTHER							
	0.00	0.00	1,233.45	0.00	1,363.45	-2,596.90	100.0%
0610 GENERAL SUPPLIES							
	803,768.85	804,468.85	648,463.16	38,159.31	966,404.01	-810,398.32	200.7%
0610R GENERAL SUPPLIES-RECONGITION							
	880.00	880.00	0.00	0.00	0.00	880.00	.0%
0610RT TESTING							
	5,419.42	5,419.42	5,400.00	0.00	0.00	19.42	99.6%
0616 NON INST FOOD							
	5,050.00	5,050.00	0.00	0.00	2,587.17	2,462.83	51.2%
0621 NATURAL GAS							
	225,000.00	225,000.00	198,307.32	31,184.74	97,880.93	-71,188.25	131.6%
0622 ELECTRICITY							
	470,000.00	470,000.00	443,261.07	52,630.55	0.00	26,738.93	94.3%
0626 GASOLINE							
	9,000.00	9,000.00	-1,909.49	0.00	0.00	10,909.49	-21.2%
0627 DIESEL FUEL							
	200,000.00	200,000.00	103,446.50	33,630.54	31,217.34	65,336.16	67.3%

BOURBON COUNTY SCHOOL DISTRICT



GEN FUND BY OBJECT MARCH 2025

FOR 2026 09

	ORIGINAL APPROP	REVISED BUDGET	YTD EXPENDED	MTD EXPENDED	ENCUMBRANCES	AVAILABLE BUDGET	% USED
0641 LIBRARY BOOKS							
	9,594.00	9,594.00	8,902.01	0.00	1,424.88	-732.89	107.6%
0642 PERIODICALS & NEWSPAPERS	345.00	345.00	279.15	0.00	64.80	1.05	99.7%
0643 SUPPLEMENTARY BKS/STUDY GUIDE	59,317.50	59,317.50	55,317.50	0.00	0.00	4,000.00	93.3%
0644 TEXTBOOKS & OTHER INST MATER.	73,006.37	73,006.37	74,455.10	-6,500.00	0.00	-1,448.73	102.0%
0646 TESTS	7,676.99	7,676.99	0.00	0.00	0.00	7,676.99	.0%
0650 SUPPLIES TECHNOLOGY RELATED	18,870.00	18,870.00	0.00	0.00	0.00	18,870.00	.0%
0651 SUPPLIES-TECHNOLOGY RELATED	225,000.00	225,000.00	248,796.02	0.00	14,911.02	-38,707.04	117.2%
0653 SOFTWARE LICENSES	17,196.50	17,196.50	8,277.00	0.00	777.00	8,142.50	52.7%
0661 LUBRICANTS	15,000.00	15,000.00	7,189.59	0.00	500.00	7,310.41	51.3%
0662 TIRES & LUBES	25,000.00	25,000.00	11,058.67	0.00	0.00	13,941.33	44.2%
0663 REPAIR PARTS	15,000.00	15,000.00	49,157.78	3,209.81	3,535.25	-37,693.03	351.3%
0697 OTHER SUPPLIES & MATERIALS	4,695.00	4,695.00	2,792.44	0.00	96.67	1,805.89	61.5%
0699 REIMBURSEMENT	-50,000.00	-50,000.00	0.00	0.00	0.00	-50,000.00	.0%
0732 VEHICLES	0.00	0.00	0.00	0.00	196,000.00	-196,000.00	100.0%
0734 TECH-RELATED HARDWARE	77,707.89	77,707.89	66,938.56	6,436.21	1,035.30	9,734.03	87.5%
0735 TECH SOFTWARE	5,344.49	5,344.49	200,088.38	0.00	18,260.55	-213,004.44	4085.5%
0739 OTHER EQUIPMENT	39,512.00	39,512.00	64,842.45	0.00	385.96	-25,716.41	165.1%
0739S OTHER EQUIPMENT	1,200.00	1,200.00	0.00	0.00	0.00	1,200.00	.0%
0810 DUES & FEES	9,140.00	9,140.00	958.00	0.00	450.00	7,732.00	15.4%
0840 CONTINGENCY	1,489,853.10	1,489,853.10	0.00	0.00	0.00	1,489,853.10	.0%
0893 UNIFORMS	0.00	500.00	8,569.92	946.32	500.00	-8,569.92	1814.0%
0894 INSTRUCTIONAL FIELD TRIPS	54,645.00	54,645.00	0.00	0.00	0.00	54,645.00	.0%

BOURBON COUNTY SCHOOL DISTRICT



GEN FUND BY OBJECT MARCH 2025

FOR 2026 09

	ORIGINAL APPROP	REVISED BUDGET	YTD EXPENDED	MTD EXPENDED	ENCUMBRANCES	AVAILABLE BUDGET	% USED
0910 FUND TRANSFERS OUT							
75,000.00		75,000.00	44,926.00	19,254.00	0.00	30,074.00	59.9%
0914 FOR DEBT SERVICE							
230,005.70		230,005.70	0.00	0.00	0.00	230,005.70	.0%
0960 EXTRAORDINARY ITEMS							
28,532.00		28,532.00	0.00	0.00	0.00	28,532.00	.0%
TOTAL GENERAL FUND							
30,630,327.14		30,631,527.14	15,076,627.69	1,746,107.67	1,685,828.62	13,869,070.83	54.7%
GRAND TOTAL							
30,630,327.14		30,631,527.14	15,076,627.69	1,746,107.67	1,685,828.62	13,869,070.83	54.7%

** END OF REPORT - Generated by MICHAEL SWEARINGEN **

BOURBON COUNTY SCHOOL DISTRICT



BALANCE SHEET FOR 2026 9

FUND: 1 GENERAL FUND			NET CHANGE FOR PERIOD	ACCOUNT BALANCE
ASSETS				
10	6101	CASH IN BANK	-620,504.40	3,333,336.68
		TOTAL ASSETS	620,504.40	3,333,336.68
LIABILITIES				
10	7421	ACCOUNTS PAYABLE	40,016.63	1,174,119.75
10	7461	ACCR SALARIES & BENEFIT PAYABLE	-38,344.53	86,238.51
10	7462	UNEMPLOYMENT PAYABLE	-6,412.48	-94,331.38
10	7471	FEDERAL TAX WITHHELD PAYABLE	.00	875.05
10	7472	FICA WITHHELD PAYABLE	9.18	1,293.88
10	7473	STATE TAX WITHHELD PAYABLE	.00	313.23
10	7475	CERS WITHHELD PAYABLE	.00	1,995.28
10	7493	SICK LEAVE PAYABLE IN PROCESS	.00	-1,100.70
10	7499	OTHER CURRENT LIABILITIES	-8,450.53	-169,410.20
10	7603	PURCHASE OBLIGATIONS	43,933.59	1,685,828.62
		TOTAL LIABILITIES	30,751.86	2,685,822.04
FUND BALANCE				
10	6302	REVENUES CONTROL	-1,112,421.54	-18,602,620.11
10	7602	EXPENDITURES CONTROL	1,746,107.67	15,076,627.69
10	8742	COMMITTED - SICK LEAVE PAYABLE	.00	-182,603.87
10	8753	ASSIGNED-PURCH OBL - CURRENT	-43,933.59	-1,685,828.62
10	8755	ASSIGNED-PURCH OBL - PRD 13/YE	.00	-4,986.07
10	8770	UNASSIGNED FUND BALANCE	.00	-309,688.32
		TOTAL FUND BALANCE	589,752.54	5,709,699.30
		TOTAL LIABILITIES + FUND BALANCE	620,504.40	3,023,277.26

BOURBON COUNTY SCHOOL DISTRICT



BALANCE SHEET FOR 2026 9

FUND: 2 SPECIAL REVENUE			NET CHANGE FOR PERIOD	ACCOUNT BALANCE
ASSETS				
20	6101	CASH IN BANK	-424,844.84	-548,791.67
		TOTAL ASSETS	424,844.84	548,791.67
LIABILITIES				
20	7421	ACCOUNTS PAYABLE	-36,009.00	-52,922.17
20	7603	PURCHASE OBLIGATIONS	-52,482.00	325,840.90
		TOTAL LIABILITIES	-88,491.00	272,918.73
FUND BALANCE				
20	6302	REVENUES CONTROL	-151,014.70	-2,870,615.00
20	7602	EXPENDITURES CONTROL	611,868.54	3,472,328.84
20	8753	ASSIGNED-PURCH OBL - CURRENT	52,482.00	-325,840.90
20	8755	ASSIGNED-PURCH OBL - PRD 13/YE	.00	110,070.47
20	8770	UNASSIGNED FUND BALANCE	.00	-110,070.47
		TOTAL FUND BALANCE	513,335.84	275,872.94
		TOTAL LIABILITIES + FUND BALANCE	424,844.84	548,791.67

BOURBON COUNTY SCHOOL DISTRICT



BALANCE SHEET FOR 2026 9

FUND: 21 DIST ACTIVITY (SPEC REV ANN)			NET CHANGE FOR PERIOD	ACCOUNT BALANCE
ASSETS				
21	6101	CASH IN BANK	6,744.25	118,718.15
		TOTAL ASSETS	6,744.25	118,718.15
LIABILITIES				
21	7421	ACCOUNTS PAYABLE	-473.21	-473.21
21	7603	PURCHASE OBLIGATIONS	-1,197.15	60.00
		TOTAL LIABILITIES	-1,670.36	-413.21
FUND BALANCE				
21	6302	REVENUES CONTROL	-8,380.26	-194,686.58
21	7602	EXPENDITURES CONTROL	2,109.22	76,441.64
21	8753	ASSIGNED-PURCH OBL - CURRENT	1,197.15	-60.00
		TOTAL FUND BALANCE	5,073.89	-118,304.94
		TOTAL LIABILITIES + FUND BALANCE	6,744.25	118,718.15

BOURBON COUNTY SCHOOL DISTRICT



BALANCE SHEET FOR 2026 9

FUND: 25 SCHOOL ACTIVITY FUND			NET CHANGE FOR PERIOD	ACCOUNT BALANCE
ASSETS				
	25	6101 CASH IN BANK	.00	405,441.00
		TOTAL ASSETS	.00	405,441.00
FUND BALANCE				
	25	8737 RESTRICTED - OTHER	.00	-405,441.00
		TOTAL FUND BALANCE	.00	-405,441.00
		TOTAL LIABILITIES + FUND BALANCE	.00	-405,441.00

BOURBON COUNTY SCHOOL DISTRICT



BALANCE SHEET FOR 2026 9

FUND: 310 CAPITAL OUTLAY FUND			NET CHANGE FOR PERIOD	ACCOUNT BALANCE
ASSETS				
	31	6101 CASH IN BANK	.00	108,740.00
		TOTAL ASSETS	.00	108,740.00
FUND BALANCE				
	31	6302 REVENUES CONTROL	.00	-108,740.00
		TOTAL FUND BALANCE	.00	-108,740.00
		TOTAL LIABILITIES + FUND BALANCE	.00	-108,740.00

BOURBON COUNTY SCHOOL DISTRICT



BALANCE SHEET FOR 2026 9

FUND: 320 BUILDING FUND (5 CENT LEVY)			NET CHANGE FOR PERIOD	ACCOUNT BALANCE
ASSETS				
32	6101	CASH IN BANK	.00	1,871,091.32
		TOTAL ASSETS	.00	1,871,091.32
FUND BALANCE				
32	6302	REVENUES CONTROL	.00	-2,317,760.00
32	7602	EXPENDITURES CONTROL	.00	446,669.22
32	8738	RESTRICTED-SFCC ESCROW-CURRENT	.00	-.54
		TOTAL FUND BALANCE	.00	1,871,091.32
		TOTAL LIABILITIES + FUND BALANCE	.00	1,871,091.32

BOURBON COUNTY SCHOOL DISTRICT



BALANCE SHEET FOR 2026 9

FUND: 360 CONSTRUCTION FUND			NET CHANGE FOR PERIOD	ACCOUNT BALANCE
ASSETS				
36	6101	CASH IN BANK	-19,418.60	1,096,048.25
		TOTAL ASSETS	-19,418.60	1,096,048.25
LIABILITIES				
36	7421	ACCOUNTS PAYABLE	.00	-85,040.65
36	7603	PURCHASE OBLIGATIONS	50,000.00	60,120.00
		TOTAL LIABILITIES	50,000.00	-24,920.65
FUND BALANCE				
36	7602	EXPENDITURES CONTROL	19,418.60	245,936.71
36	8735	RESTRICTED-FUTURE CONSTR BG-1	.00	-1,256,944.31
36	8753	ASSIGNED-PURCH OBL - CURRENT	-50,000.00	-60,120.00
36	8755	ASSIGNED-PURCH OBL - PRD 13/YE	.00	10,120.00
36	8770	UNASSIGNED FUND BALANCE	.00	-10,120.00
		TOTAL FUND BALANCE	30,581.40	1,071,127.60
		TOTAL LIABILITIES + FUND BALANCE	19,418.60	1,096,048.25

BOURBON COUNTY SCHOOL DISTRICT



BALANCE SHEET FOR 2026 9

FUND: 400 DEBT SERVICE FUND			NET CHANGE FOR PERIOD	ACCOUNT BALANCE
ASSETS				
40	6101	CASH IN BANK	.00	-892,862.50
40	6105	CASH WITH FISCAL AGENTS	.00	195,938.11
		TOTAL ASSETS	.00	-696,924.39
LIABILITIES				
40	7421	ACCOUNTS PAYABLE	.00	-319,176.48
		TOTAL LIABILITIES	.00	-319,176.48
FUND BALANCE				
40	6302	REVENUES CONTROL	.00	-446,669.22
40	7602	EXPENDITURES CONTROL	.00	1,658,708.20
40	8736	RESTRICTED - DEBT SERVICE	.00	-190,017.70
40	8737	RESTRICTED - OTHER	.00	-5,920.41
		TOTAL FUND BALANCE	.00	1,016,100.87
		TOTAL LIABILITIES + FUND BALANCE	.00	-696,924.39

BOURBON COUNTY SCHOOL DISTRICT



BALANCE SHEET FOR 2026 9

FUND: 51 FOOD SERVICE FUND			NET CHANGE FOR PERIOD	ACCOUNT BALANCE
ASSETS				
51	6101	CASH IN BANK	4,891.54	191,066.71
51	6171	INVENTORIES FOR CONSUMPTION	.00	37,209.14
51	64000	DEF OUTFLOWS OF RES OPEB LIAB	.00	66,824.00
51	6400P	DEF OUTFLOWS OF RES PENSION LI	.00	220,702.00
51	65410	FUNDED OPEB ASSET	.00	26,290.00
TOTAL ASSETS			4,891.54	542,091.85
LIABILITIES				
51	7421	ACCOUNTS PAYABLE	620.05	-27,425.08
51	7493	SICK LEAVE PAYABLE IN PROCESS	.00	-19,460.06
51	7541P	UNFUND PEN LIAB PEN LIABILITY	.00	-908,014.00
51	7603	PURCHASE OBLIGATIONS	23,802.57	732,243.14
51	77000	DEF INFLOW RES OPEB LIABILITY	.00	-291,483.00
51	7700P	DEF INFLOW RES PEN LIABILITY	.00	-202,968.00
TOTAL LIABILITIES			24,422.62	717,107.00
FUND BALANCE				
51	6302	REVENUES CONTROL	-189,507.61	-1,587,447.06
51	7602	EXPENDITURES CONTROL	183,996.02	1,467,316.50
51	87370	RES. OTHER OPEB LIABILITY	.00	198,369.00
51	8737P	RESTRICTED-PENSION	.00	890,280.00
51	8739	RESTRICTED-NEW ASSETS(FD SVC)	.00	-24,051.01
51	8739I	INVENTORY	.00	-37,209.14
51	8753	ASSIGNED-PURCH OBL - CURRENT	-23,802.57	-732,243.14
51	8755	ASSIGNED-PURCH OBL - PRD 13/YE	.00	363,522.18
51	8770	UNASSIGNED FUND BALANCE	.00	-363,522.18
TOTAL FUND BALANCE			-29,314.16	175,015.15
TOTAL LIABILITIES + FUND BALANCE			-4,891.54	-542,091.85

BOURBON COUNTY SCHOOL DISTRICT



BALANCE SHEET FOR 2026 9

FUND: 52 BOURBON CO SCHOOLS DAY CARE			NET CHANGE FOR PERIOD	ACCOUNT BALANCE
ASSETS				
52	6101	CASH IN BANK	-30,302.88	126,896.35
52	64000	DEF OUTFLOWS OF RES OPEB LIAB	.00	43,596.00
52	6400P	DEF OUTFLOWS OF RES PENSION LI	.00	143,985.00
52	65410	FUNDED OPEB ASSET	.00	17,151.00
	TOTAL ASSETS		-30,302.88	331,628.35
LIABILITIES				
52	7421	ACCOUNTS PAYABLE	-1,048.43	-1,064.93
52	7493	SICK LEAVE PAYABLE IN PROCESS	.00	-12,695.67
52	7541P	UNFUND PEN LIAB PEN LIABILITY	.00	-592,385.00
52	7603	PURCHASE OBLIGATIONS	-859.25	3,517.67
52	77000	DEF INFLOW RES OPEB LIABILITY	.00	-190,162.00
52	7700P	DEF INFLOW RES PEN LIABILITY	.00	-132,415.00
	TOTAL LIABILITIES		-1,907.68	-925,204.93
FUND BALANCE				
52	6302	REVENUES CONTROL	-21,800.77	-599,083.78
52	7602	EXPENDITURES CONTROL	53,152.08	473,252.36
52	87370	RES. OTHER OPEB LIABILTY	.00	129,415.00
52	8737P	RESTRICTED-PENSION	.00	580,815.00
52	8739	RESTRICTED-NEW ASSETS(FD SVC)	.00	12,695.67
52	8753	ASSIGNED-PURCH OBL - CURRENT	859.25	-3,517.67
52	8755	ASSIGNED-PURCH OBL - PRD 13/YE	.00	1,748.49
52	8770	UNASSIGNED FUND BALANCE	.00	-1,748.49
	TOTAL FUND BALANCE		32,210.56	593,576.58
	TOTAL LIABILITIES + FUND BALANCE		30,302.88	-331,628.35

BOURBON COUNTY SCHOOL DISTRICT



BALANCE SHEET FOR 2026 9

FUND: 55 TECHY TEES FUND			NET CHANGE FOR PERIOD	ACCOUNT BALANCE
ASSETS				
55	6101	CASH IN BANK	411.36	9,093.72
		TOTAL ASSETS	411.36	9,093.72
LIABILITIES				
55	7421	ACCOUNTS PAYABLE	-1,984.76	-2,252.40
55	7603	PURCHASE OBLIGATIONS	-858.35	1,437.53
		TOTAL LIABILITIES	-2,843.11	-814.87
FUND BALANCE				
55	6302	REVENUES CONTROL	-679.00	-18,453.20
55	7602	EXPENDITURES CONTROL	2,252.40	11,611.88
55	8753	ASSIGNED-PURCH OBL - CURRENT	858.35	-1,437.53
55	8755	ASSIGNED-PURCH OBL - PRD 13/YE	.00	403.04
55	8770	UNASSIGNED FUND BALANCE	.00	-403.04
		TOTAL FUND BALANCE	2,431.75	-8,278.85
		TOTAL LIABILITIES + FUND BALANCE	-411.36	-9,093.72

BOURBON COUNTY SCHOOL DISTRICT



BALANCE SHEET FOR 2026 9

FUND: 7000 SCHOLARSHIP FUND			NET CHANGE FOR PERIOD	ACCOUNT BALANCE
ASSETS				
	70	6111 INVESTMENTS	.00	1,631,649.47
		TOTAL ASSETS	.00	1,631,649.47
FUND BALANCE				
	70	8737 RESTRICTED - OTHER	.00	-1,612,973.05
	70	8770 UNASSIGNED FUND BALANCE	.00	-18,676.42
		TOTAL FUND BALANCE	.00	-1,631,649.47
		TOTAL LIABILITIES + FUND BALANCE	.00	-1,631,649.47

BOURBON COUNTY SCHOOL DISTRICT



BALANCE SHEET FOR 2026 9

FUND: 8 GOVERNMENTAL ASSETS			NET CHANGE FOR PERIOD	ACCOUNT BALANCE
ASSETS				
80	6201	LAND	.00	66,520.00
80	6211	LAND IMPROVEMENTS	.00	2,584,963.32
80	6212	ACCUM DEP-LAND IMPROVEMENTS	.00	-1,834,660.94
80	6221	BUILDING&BUILDING IMPROVEMENTS	.00	37,683,246.40
80	6222	ACCUM DEP-BUILDINGS & IMPROVE	.00	-19,178,528.38
80	6231	TECHNOLOGY EQUIPMENT	.00	1,037,827.40
80	6232	ACCUM DEP - TECHNOLOGY	.00	-663,297.96
80	6241	VEHICLES	.00	6,361,574.90
80	6242	ACCUM DEP - VEHICLES	.00	-4,221,900.33
80	6251	GENERAL EQUIPMENT	.00	692,583.63
80	6252	ACCUM DEP-GENERAL EQUIPMENT	.00	-520,970.74
80	6261	CONSTRUCTION WORK IN PROGRESS	.00	7,405,413.95
	TOTAL ASSETS		.00	29,412,771.25
FUND BALANCE				
80	8710	INVESTMENTS GOVERNMENTAL ASSET	.00	-29,412,771.25
	TOTAL FUND BALANCE		.00	29,412,771.25
	TOTAL LIABILITIES + FUND BALANCE		.00	29,412,771.25

BOURBON COUNTY SCHOOL DISTRICT



BALANCE SHEET FOR 2026 9

FUND: 81 FOOD SERVICE ASSETS			NET CHANGE FOR PERIOD	ACCOUNT BALANCE
ASSETS				
81	6221	BUILDING&BUILDING IMPROVEMENTS	.00	2,025.00
81	6222	ACCUM DEP-BUILDINGS & IMPROVE	.00	-492.75
81	6231	TECHNOLOGY EQUIPMENT	.00	1,800.00
81	6232	ACCUM DEP - TECHNOLOGY	.00	-1,800.00
81	6251	GENERAL EQUIPMENT	.00	536,813.31
81	6252	ACCUM DEP-GENERAL EQUIPMENT	.00	-400,187.00
	TOTAL ASSETS		.00	158,158.56
FUND BALANCE				
81	8711	INVESTMENTS BUSINESS ASSETS	.00	-138,158.56
	TOTAL FUND BALANCE		.00	158,158.56
TOTAL LIABILITIES + FUND BALANCE			.00	158,158.56

** END OF REPORT - Generated by MICHAEL SWEARINGEN **

BOURBON COUNTY SCHOOL DISTRICT



EMPLOYEE DEDUCTION REGISTER REPORT

LOCATION: 0 - 9999 / ORGANIZATION: 0 - 99999999
 DEDUCTION: 1000 - 9999 / MTD 03/2026

DEDUCTION	EMPLOYEE AMT	EMPLOYER AMT	EMPLOYEE GROSS	DIFFERENCE
1000 SOCIAL SECURITY	28,012.29	28,012.29	451,810.06	2,557,201.71
1001 SOCIAL SECURITY	1,775.27	1,775.27	28,633.19	2,022,927.73
1003 SOCIAL SECURITY	0.00	0.00	0.00	168,850.80
1100 MEDICARE TAX	22,448.84	22,448.84	1,548,169.68	
2459 HEALTH INS - COMM OF KY	55,973.46	0.00	1,241,879.97	
2471 HEALTHCARE SPENDING	4,806.08	0.00	239,323.34	
2472 DEPENDENT CARE SPENDING	625.00	0.00	4,339.68	
2517 HEALTH INS EMPLOYER COST	0.00	414,222.44	1,527,935.26	
2544 DEFERRED COMPENSATION 401K	2,890.00	0.00	46,424.29	
2545 RELIASTAR LIFE INSURANCE	50.00	0.00	2,356.84	
2631 DELTA DENTAL SINGLE PREMIER	391.60	0.00	51,311.39	
2632 DELTA DENTAL E+1 PREMIER	343.70	0.00	20,578.44	
2633 DELTA DENTAL FAMILY PREMIER	461.60	0.00	23,626.34	
2634 DELTA DENTAL SINGLE PREFERRED	283.14	0.00	38,560.82	
2635 DELTA DENTAL E+1 PREFERRED	398.88	0.00	32,326.80	
2636 DELTA DENTAL FAMILY PREFERRED	1,010.16	0.00	67,607.16	
2637 DEFERRED COMPENSATION 457	564.00	0.00	49,832.19	
2654 AMERICAN FIDELITY 457(B)	1,750.00	0.00	79,196.02	
2655 AMERICAN FIDELITY 403(B)	750.00	0.00	39,488.02	
2660 AMERICAN FIDELITY CANCER INSUR	5,027.14	0.00	540,271.07	
2661 AMERICAN FIDELITY ACCIDENT INS	3,333.60	0.00	322,108.02	
2662 AMERICAN FIDELITY HOSPITAL IND	1,759.60	0.00	209,168.97	
2663 EYE MED - EMPLOYEE	204.60	0.00	96,204.26	
2664 EYE MED - EMP + 1	227.28	0.00	48,450.17	
2665 EYE MED - FAMILY	351.00	0.00	77,851.02	
2666 DENTAL INSURANCE	7,023.02	0.00	757,870.99	
2667 VISION INSURANCE	2,012.62	0.00	595,419.41	
3000 FEDERAL TAX	83,794.32	0.00	1,367,971.09	
4000 STATE TAX	51,004.18	0.00	1,367,971.09	
5000 PARIS CITY TAX 100%	22,380.18	0.00	1,492,018.24	
5002 PARIS CITY TAX 50%	33.18	0.00	4,423.80	
5004 PARIS CITY TAX 25%	5.93	0.00	1,579.90	
5005 PARIS CITY TAX 40%	36.66	0.00	6,108.20	
5009 PARIS CITY TAX 80%	67.60	0.00	5,633.24	
5010 COUNTY TAX	20,405.20	0.00	1,632,402.16	
6008 DIVISION OF CHILD SUPPORT	1,263.80	0.00	9,232.16	
6014 LLOYD & MCDANIEL, PLC	732.02	0.00	3,844.16	
6063 PATRICK HAUGHEY	6.94	0.00	1,226.22	
6065 JAVITCH BLOCK, LLC	1,001.32	0.00	6,258.34	
7000 TRSRETIRE T1/T2 NON FED	47,076.81	10,986.35	366,213.39	
7002 TRSRETIRE T3 NON FED	62,599.91	14,609.05	486,968.95	
7003 TRSRETIRE T4 NON FED	20,759.04	4,222.15	140,739.34	
7004 TRSRETIRE T3 FED	6,953.93	9,253.04	54,095.24	
7005 TRSRETIRE T1/T2 FEDERAL	4,674.08	5,855.84	36,360.16	
7006 CRITICAL SHORTAGE MATCH	0.00	3,033.66	10,537.22	
7007 TRSRETIRE T4 FED	5,401.44	5,035.30	36,620.04	
7008 CERS - RTW RETIREES	0.00	6,896.23	37,036.71	
7010 COUNTY EMPLOYEES RETIREMENT	5,538.93	20,627.04	110,778.95	
7014 CERS WAS 6% NOW 5%(CASH BAL)	14,543.75	54,160.97	290,874.99	
7015 CERS WAS 6% NOW 5% FOR 09/08	3,188.31	11,873.23	63,766.04	
7016 CERS 1% 09/08	637.63	0.00	63,766.04	
7017 CERS 1% 09/08 (CASH BALANCE)	2,908.63	0.00	290,874.99	

BOURBON COUNTY SCHOOL DISTRICT



EMPLOYEE DEDUCTION REGISTER REPORT

LOCATION: 0 - 9999 / ORGANIZATION: 0 - 99999999
 DEDUCTION: 1000 - 9999 / MTD 03/2026

DEDUCTION	EMPLOYEE AMT	EMPLOYER AMT	EMPLOYEE GROSS	DIFFERENCE
7021	CERS EECON ADJUSTMENT	-87.87	0.00	1,757.43
8000	COLONIAL LIFE NO CAFE	403.32	0.00	28,508.78
8010	KEA WITH KEPAC	259.20	0.00	14,833.66
8011	KEA WITH CHANGES	164.52	0.00	10,248.92
8030	KESPA KEA	83.68	0.00	5,756.42
8101	KY GROUP LIFE - OPTIONAL	1,453.10	0.00	306,469.81
8113	TEXASLIFE	5,741.68	0.00	491,787.00
8115	DEF COMP ROTH IRA	450.00	0.00	21,426.04
8116	AMERICAN FIDELITY ROTH IRA	1,100.00	0.00	43,263.38
8117	GRANGE LIFE INSURANCE	90.32	0.00	18,976.00
8118	AMERICAN FIDELITY LIFE INSURAN	3,095.66	0.00	338,722.58
8119	AMERICAN FIDELITY CRITICAL ILL	554.14	0.00	91,662.21
8120	AMERICAN FIDELITY LT DISABILIT	13,918.82	0.00	987,929.87
8121	KY GROUP LIFE - DEPENDENT	645.68	0.00	174,862.06
8123	AMERICAN FID CANCER AFTER TAX	1,115.08	0.00	352,669.95
9100	DIRECT DEPOSIT	1,079,549.79	0.00	1,617,682.76
9101	DIRECT DEPOSIT SAVINGS	6,848.68	0.00	77,548.74
9102	DIRECT DEPOSIT - NET SAVINGS	4,067.86	0.00	6,755.00
9103	DIRECT DEPOSIT CHECKING #2	8,884.72	0.00	55,182.17
9104	DIRECT DEPOSIT SAVINGS #2	400.00	0.00	4,671.58
9996	WORKERS COMPENSATION	0.00	8,450.53	1,625,090.95
9997	UNEMPLOYMENT TAX	0.00	6,412.48	1,623,713.67
GRAND TOTALS:		1,626,225.05	627,874.71	23,927,563.04

** END OF REPORT - Generated by MICHAEL SWEARINGEN **

BOURBON COUNTY SCHOOL DISTRICT



MONTHLY REPORT - FY 2026 Period 9

GENERAL FUND (1)	MONTH TO DATE	YEAR TO DATE	BUDGET APPROP	AVAILABLE BUDGET
REVENUES				
0999 BEGINNING BALANCE				
TOTAL 0999 BEGINNING BALANCE	.00	3,328,472.47	3,328,472.47	.00
RECEIPTS				
REVENUE FROM LOCAL SOURCES				
AD VALOREM TAXES				
1111 GENERAL PROPERTY TAX	85,881.57	7,400,801.98	7,938,837.53	538,035.55
1113 PSC PROPERTY TAX	78,745.74	333,462.54	757,534.00	424,071.46
1115 DELINQUENT PROPERTY TAX	1,257.92	60,478.05	125,000.00	64,521.95
1117 MOTOR VEHICLE TAX	116,614.70	678,696.27	1,125,156.00	446,459.73
1119 FRANCHISE TAX	.00	.00	.00	.00
1121 UTILITIES TAX	145,782.84	725,121.09	1,250,000.00	524,878.91
1121 UTILITY AUDIT	.00	.00	.00	.00
1191 OMITTED PROPERTY TAX	.00	8,074.08	75,000.00	66,925.92
TOTAL AD VALOREM TAXES	428,282.77	9,206,634.01	11,271,527.53	2,064,893.52
REVENUE OTHER LOCAL GOVERNMENT UNITS				
1280 REVENUE IN LIEU OF TAXES	.00	16,931.33	.00	-16,931.33
TOTAL REVENUE OTHER LOCAL GOVERNMENT UNITS	.00	16,931.33	.00	-16,931.33
TUITION				
1310 TUITION FROM INDIVIDUALS	.00	.00	.00	.00
TOTAL TUITION	.00	.00	.00	.00
EARNINGS ON INVESTMENTS				
1510 INTEREST ON INVESTMENTS	22,509.20	177,691.98	325,000.00	147,308.02
TOTAL EARNINGS ON INVESTMENTS	22,509.20	177,691.98	325,000.00	147,308.02
FOOD SERVICE				
1637 VENDING	94.39	8,668.41	.00	-8,668.41
TOTAL FOOD SERVICE	94.39	8,668.41	.00	-8,668.41

BOURBON COUNTY SCHOOL DISTRICT



MONTHLY REPORT - FY 2026 Period 9

GENERAL FUND (1)	MONTH TO DATE	YEAR TO DATE	BUDGET APPROP	AVAILABLE BUDGET
OTHER REVENUE FROM LOCAL SOURCES				
1911 BUILDING RENTAL	.00	.00	.00	.00
1912 BUS RENTAL	.00	.00	.00	.00
1920 CONTRIBUTIONS/DONATIONS	.00	.00	.00	.00
1941 TEXTBOOK SALES	.00	.00	.00	.00
1980 REFUND OF PRIOR YR EXPENDITURE	.00	-20,263.88	.00	20,263.88
1990 MISCELLANEOUS REVENUE	1,661.18	152,934.72	.00	-152,934.72
1994 RETURN FOR INSUFFICIENT CHECKS	.00	.00	.00	.00
TOTAL OTHER REVENUE FROM LOCAL SOURCES	1,661.18	132,670.84	.00	-132,670.84
TOTAL REVENUE FROM LOCAL SOURCES	452,547.54	9,542,596.57	11,596,527.53	2,053,930.96
REVENUE FROM STATE SOURCES				
STATE PROGRAM				
3111 SEEK PROGRAM	659,874.00	5,728,954.00	7,516,282.00	1,787,328.00
TOTAL STATE PROGRAM	659,874.00	5,728,954.00	7,516,282.00	1,787,328.00
OTHER STATE FUNDING				
3122 VOCATIONAL TRANSPORTATION	.00	.00	24,000.00	24,000.00
3126 SUB SALARY REIMB (STATE)	.00	.00	.00	.00
3127 FLEXIBLE SPENDING REFUND	.00	.00	.00	.00
3128 AUDIT REIMBURSEMENT	.00	.00	.00	.00
3129 KSB/KSD TRANSP REIMBURSEMENT	.00	.00	.00	.00
TOTAL OTHER STATE FUNDING	.00	.00	24,000.00	24,000.00
EXPENDITURE REIMBURSEMENTS				
3130 NATIONAL BOARD REIMBURSEMENT	.00	.00	.00	.00
3131 State Misc. Reimbursements	.00	.00	.00	.00
3132 SPEECH LANGUAGE PATH REIM	.00	.00	.00	.00
TOTAL EXPENDITURE REIMBURSEMENTS	.00	.00	.00	.00
REVENUE IN LIEU OF TAXES/STATE				
3800 REVENUE IN LIEU OF TAXES/STATE	.00	.00	.00	.00
TOTAL REVENUE IN LIEU OF TAXES/STATE	.00	.00	.00	.00

BOURBON COUNTY SCHOOL DISTRICT



MONTHLY REPORT - FY 2026 Period 9

GENERAL FUND (1)	MONTH TO DATE	YEAR TO DATE	BUDGET APPROP	AVAILABLE BUDGET
REVENUE ON BEHALF PAYMENTS				
3900 ON BEHALF PAYMENTS	.00	.00	6,944,842.14	6,944,842.14
TOTAL REVENUE ON BEHALF PAYMENTS	.00	.00	6,944,842.14	6,944,842.14
TOTAL REVENUE FROM STATE SOURCES	659,874.00	5,728,954.00	14,485,124.14	8,756,170.14
REVENUE FROM FEDERAL SOURCES				
UNRESTRICTED DIRECT				
4100 UNRESTRICTED DIRECT FEDERAL	.00	.00	.00	.00
TOTAL UNRESTRICTED DIRECT	.00	.00	.00	.00
RESTRICTED THROUGH THE STATE				
4500 RESTRICTED FED THRU STATE	.00	.00	.00	.00
TOTAL RESTRICTED THROUGH THE STATE	.00	.00	.00	.00
FEDERAL REIMBURSEMENT				
4810 MEDICAID REIM FROM FEDERAL	.00	.00	.00	.00
TOTAL FEDERAL REIMBURSEMENT	.00	.00	.00	.00
TOTAL REVENUE FROM FEDERAL SOURCES	.00	.00	.00	.00
OTHER RECEIPTS				
INTERFUND TRANSFERS				
5210 FUND TRANSFER	.00	.00	1,120,203.00	1,120,203.00
5220 INDIRECT COSTS TRANSFER	.00	2,597.07	100,000.00	97,402.93
TOTAL INTERFUND TRANSFERS	.00	2,597.07	1,220,203.00	1,217,605.93
SALE OR COMP FOR LOSS OF ASSETS				
5331 SALE OF BUILDINGS	.00	.00	.00	.00
5332 LOSS COMP - BUILDINGS	.00	.00	.00	.00
5341 SALE OF EQUIPMENT ETC	.00	.00	.00	.00
5342 LOSS COMP - EQUIPMENT ETC	.00	.00	.00	.00

BOURBON COUNTY SCHOOL DISTRICT



MONTHLY REPORT - FY 2026 Period 9

GENERAL FUND (1)	MONTH TO DATE	YEAR TO DATE	BUDGET APPROP	AVAILABLE BUDGET
TOTAL SALE OR COMP FOR LOSS OF ASSETS	.00	.00	.00	.00
CAPITAL LEASE PROCEEDS				
5500 CAPITAL LEASE PROCEEDS	.00	.00	.00	.00
TOTAL CAPITAL LEASE PROCEEDS	.00	.00	.00	.00
TOTAL OTHER RECEIPTS	.00	2,597.07	1,220,203.00	1,217,605.93
TOTAL RECEIPTS	1,112,421.54	15,274,147.64	27,301,854.67	12,027,707.03
TOTAL REVENUE	1,112,421.54	18,602,620.11	30,630,327.14	12,027,707.03

BOURBON COUNTY SCHOOL DISTRICT



MONTHLY REPORT - FY 2026 Period 9

GENERAL FUND (1)	MONTH TO DATE	YEAR TO DATE	BUDGET APPROP	AVAILABLE BUDGET
EXPENDITURES				
1000 INSTRUCTION				
0100 SALARIES PERSONNEL SERVICES	803,302.75	5,997,382.61	10,048,981.65	4,051,599.04
0200 EMPLOYEE BENEFITS	59,991.04	438,157.41	812,347.12	374,189.71
0280 ON-BEHALF	.00	.00	4,866,193.17	4,866,193.17
0300 PURCHASED PROF AND TECH SERV	.00	27,749.00	81,479.00	53,730.00
0400 PURCHASED PROPERTY SERVICES	17.82	6,282.30	.00	-6,282.30
0500 OTHER PURCHASED SERVICES	3,687.06	57,143.91	133,777.00	76,633.09
0600 SUPPLIES	-1,225.44	404,880.33	553,145.37	148,265.04
0700 PROPERTY	4,449.72	208,168.42	98,250.38	-109,918.04
0800 DEBT SERVICE AND MISCELLANEOUS	.00	.00	145.00	145.00
TOTAL 1000 INSTRUCTION	870,222.95	7,139,763.98	16,594,318.69	9,454,554.71
2100 STUDENT SUPPORT SERVICES				
0100 SALARIES PERSONNEL SERVICES	65,291.34	520,314.22	848,992.00	328,677.78
0200 EMPLOYEE BENEFITS	7,879.57	58,989.05	90,434.00	31,444.95
0280 ON-BEHALF	.00	.00	266,382.68	266,382.68
0300 PURCHASED PROF AND TECH SERV	1,150.00	9,200.00	42,000.00	32,800.00
0500 OTHER PURCHASED SERVICES	109,717.61	111,581.08	118,493.00	6,911.92
0600 SUPPLIES	198.90	31,179.67	10,084.68	-21,094.99
0700 PROPERTY	.00	.00	1,459.00	1,459.00
TOTAL 2100 STUDENT SUPPORT SERVICES	184,237.42	731,264.02	1,377,845.36	646,581.34
2200 INSTRUCTIONAL STAFF SUPP SERV				
0100 SALARIES PERSONNEL SERVICES	46,310.94	379,818.13	581,383.00	201,564.87
0200 EMPLOYEE BENEFITS	2,290.16	19,332.35	31,120.00	11,787.65
0280 ON-BEHALF	.00	.00	216,612.40	216,612.40
0300 PURCHASED PROF AND TECH SERV	.00	5,500.00	15,200.00	9,700.00
0500 OTHER PURCHASED SERVICES	76.86	705.16	5,660.00	4,954.84
0600 SUPPLIES	.00	1,783.87	8,119.42	6,335.55
0700 PROPERTY	.00	11,978.25	.00	-11,978.25
0900 OTHER ITEMS	.00	.00	.00	.00
TOTAL 2200 INSTRUCTIONAL STAFF SUPP SERV	48,677.96	419,117.76	858,094.82	438,977.06
2300 DISTRICT ADMIN SUPPORT				
0100 SALARIES PERSONNEL SERVICES	18,298.38	168,160.41	236,583.00	68,422.59
0200 EMPLOYEE BENEFITS	2,049.76	128,325.87	201,821.00	73,495.13
0280 ON-BEHALF	.00	.00	123,571.96	123,571.96
0300 PURCHASED PROF AND TECH SERV	6,575.38	364,541.75	354,050.00	-10,491.75
0400 PURCHASED PROPERTY SERVICES	.00	.00	880.00	880.00
0500 OTHER PURCHASED SERVICES	2,258.02	451,253.97	478,625.93	27,371.96
0600 SUPPLIES	7,482.77	56,001.10	46,045.82	-9,955.28

BOURBON COUNTY SCHOOL DISTRICT



MONTHLY REPORT - FY 2026 Period 9

GENERAL FUND (1)	MONTH TO DATE	YEAR TO DATE	BUDGET APPROP	AVAILABLE BUDGET
0700 PROPERTY	.00	.00	1,700.00	1,700.00
0800 DEBT SERVICE AND MISCELLANEOUS	.00	.00	2,640.00	2,640.00
0840 CONTINGENCY	.00	.00	.00	.00
0900 OTHER ITEMS	.00	.00	28,532.00	28,532.00
TOTAL 2300 DISTRICT ADMIN SUPPORT	36,664.31	1,168,283.10	1,474,449.71	306,166.61
2400 SCHOOL ADMIN SUPPORT				
0100 SALARIES PERSONNEL SERVICES	99,841.30	778,026.44	1,284,510.00	506,483.56
0200 EMPLOYEE BENEFITS	10,134.93	77,744.89	129,017.05	51,272.16
0280 ON-BEHALF	.00	.00	504,108.28	504,108.28
0300 PURCHASED PROF AND TECH SERV	.00	.00	.00	.00
0500 OTHER PURCHASED SERVICES	.00	.00	.00	.00
0600 SUPPLIES	.00	994.69	.00	-994.69
0800 DEBT SERVICE AND MISCELLANEOUS	.00	833.00	2,500.00	1,667.00
TOTAL 2400 SCHOOL ADMIN SUPPORT	109,976.23	857,599.02	1,920,135.33	1,062,536.31
2500 BUSINESS SUPPORT SERVICES				
0100 SALARIES PERSONNEL SERVICES	36,014.88	331,706.42	467,941.00	136,234.58
0200 EMPLOYEE BENEFITS	3,632.30	36,815.09	51,846.00	15,030.91
0280 ON-BEHALF	.00	.00	207,112.04	207,112.04
0300 PURCHASED PROF AND TECH SERV	495.00	8,653.25	5,650.00	-3,003.25
0500 OTHER PURCHASED SERVICES	44.94	2,521.25	82,825.04	80,303.79
0600 SUPPLIES	160.42	5,251.24	16,780.72	11,529.48
0700 PROPERTY	1,986.49	5,925.85	10,900.00	4,974.15
0800 DEBT SERVICE AND MISCELLANEOUS	.00	125.00	4,000.00	3,875.00
TOTAL 2500 BUSINESS SUPPORT SERVICES	42,334.03	390,998.10	847,054.80	456,056.70
2600 PLANT OPERATIONS AND MAINTENANCE				
0100 SALARIES PERSONNEL SERVICES	81,111.18	711,235.11	904,409.00	193,173.89
0200 EMPLOYEE BENEFITS	19,767.42	171,649.51	213,971.00	42,321.49
0280 ON-BEHALF	.00	.00	312,586.97	312,586.97
0300 PURCHASED PROF AND TECH SERV	9,459.04	167,711.35	74,786.89	-92,924.46
0400 PURCHASED PROPERTY SERVICES	22,734.66	450,980.21	748,422.16	297,441.95
0500 OTHER PURCHASED SERVICES	8,916.76	63,418.00	21,284.69	-42,133.31
0600 SUPPLIES	80,648.44	1,004,411.68	1,010,667.62	6,255.94
0700 PROPERTY	.00	62,704.99	11,455.00	-51,249.99
0800 DEBT SERVICE AND MISCELLANEOUS	.00	.00	500.00	500.00
TOTAL 2600 PLANT OPERATIONS AND MAINTENANCE	222,637.50	2,632,110.85	3,298,083.33	665,972.48
2700 STUDENT TRANSPORTATION				
0100 SALARIES PERSONNEL SERVICES	108,419.63	789,433.02	1,088,110.00	298,676.98

BOURBON COUNTY SCHOOL DISTRICT



MONTHLY REPORT - FY 2026 Period 9

GENERAL FUND (1)	MONTH TO DATE	YEAR TO DATE	BUDGET APPROP	AVAILABLE BUDGET
0200 EMPLOYEE BENEFITS	28,962.02	206,747.28	234,579.50	27,832.22
0280 ON-BEHALF	.00	.00	363,781.10	363,781.10
0300 PURCHASED PROF AND TECH SERV	8,651.72	59,463.38	7,813.00	-51,650.38
0400 PURCHASED PROPERTY SERVICES	.00	8,454.50	29,000.00	20,545.50
0500 OTHER PURCHASED SERVICES	73.72	218,113.64	193,226.70	-24,886.94
0600 SUPPLIES	65,049.86	358,691.24	495,676.00	136,984.76
0700 PROPERTY	.00	43,091.88	.00	-43,091.88
0800 DEBT SERVICE AND MISCELLANEOUS	946.32	8,569.92	54,500.00	45,930.08
TOTAL 2700 STUDENT TRANSPORTATION	212,103.27	1,692,564.86	2,466,686.30	774,121.44
5100 DEBT SERVICE				
0800 DEBT SERVICE AND MISCELLANEOUS	.00	.00	.00	.00
TOTAL 5100 DEBT SERVICE	.00	.00	.00	.00
5200 FUND TRANSFERS				
0900 OTHER ITEMS	19,254.00	44,926.00	305,005.70	260,079.70
TOTAL 5200 FUND TRANSFERS	19,254.00	44,926.00	305,005.70	260,079.70
5300 CONTINGENCY				
0840 CONTINGENCY	.00	.00	1,489,853.10	1,489,853.10
TOTAL 5300 CONTINGENCY	.00	.00	1,489,853.10	1,489,853.10
TOTAL EXPENDITURES	1,746,107.67	15,076,627.69	30,631,527.14	15,554,899.45
TOTAL FOR GENERAL FUND (1)	-633,686.13	3,525,992.42	-1,200.00	-3,527,192.42

BOURBON COUNTY SCHOOL DISTRICT



MONTHLY REPORT - FY 2026 Period 9

SPECIAL REVENUE (2)	MONTH TO DATE	YEAR TO DATE	BUDGET APPROP	AVAILABLE BUDGET
REVENUES				
0999 BEGINNING BALANCE				
TOTAL 0999 BEGINNING BALANCE	.00	.00	.00	.00
RECEIPTS				
REVENUE FROM LOCAL SOURCES				
FOOD SERVICE				
1637 VENDING	.00	.00	.00	.00
TOTAL FOOD SERVICE	.00	.00	.00	.00
STUDENT ACTIVITIES				
1720 SALES	.00	.00	.00	.00
TOTAL STUDENT ACTIVITIES	.00	.00	.00	.00
COMMUNITY SERVICE ACTIVITIES				
1810 CHILD CARE FEES	.00	.00	.00	.00
1811 COMMUNITY ED FEE	.00	.00	.00	.00
TOTAL COMMUNITY SERVICE ACTIVITIES	.00	.00	.00	.00
OTHER REVENUE FROM LOCAL SOURCES				
1911 BUILDING RENTAL	.00	.00	.00	.00
1912 BUS RENTAL	.00	49,075.37	.00	-49,075.37
1919 OTHER RENTAL INCOME	.00	.00	.00	.00
1920 CONTRIBUTIONS/DONATIONS	30,875.74	399,895.55	.00	-399,895.55
1990 MISCELLANEOUS REVENUE	11,682.00	224,946.51	.00	-224,946.51
1997 OTHER REIMBURSEMENTS	.00	5,270.15	.00	-5,270.15
1999 OTHER MISCELLANEOUS REVENUE	.00	45,112.40	.00	-45,112.40
TOTAL OTHER REVENUE FROM LOCAL SOURCES	42,557.74	724,299.98	.00	-724,299.98
TOTAL REVENUE FROM LOCAL SOURCES	42,557.74	724,299.98	.00	-724,299.98
REVENUE FROM STATE SOURCES				
STATE PROGRAM				


BOURBON COUNTY SCHOOL DISTRICT



MONTHLY REPORT - FY 2026 Period 9

SPECIAL REVENUE (2)	MONTH TO DATE	YEAR TO DATE	BUDGET APPROP	AVAILABLE BUDGET
3111 SEEK PROGRAM	.00	.00	.00	.00
TOTAL STATE PROGRAM	.00	.00	.00	.00
RESTRICTED				
3200 RESTRICTED STATE REVENUE	129,246.96	1,390,815.54	1,357,210.10	-33,605.44
TOTAL RESTRICTED	129,246.96	1,390,815.54	1,357,210.10	-33,605.44
REVENUE ON BEHALF PAYMENTS				
3900 ON BEHALF PAYMENTS	.00	.00	.00	.00
TOTAL REVENUE ON BEHALF PAYMENTS	.00	.00	.00	.00
TOTAL REVENUE FROM STATE SOURCES	129,246.96	1,390,815.54	1,357,210.10	-33,605.44
REVENUE FROM FEDERAL SOURCES				
RESTRICTED DIRECT				
4300 RESTRICTED DIRECT FEDERAL	.00	-29,854.45	2,030,427.00	2,060,281.45
TOTAL RESTRICTED DIRECT	.00	-29,854.45	2,030,427.00	2,060,281.45
RESTRICTED THROUGH THE STATE				
4500 RESTRICTED FED THRU STATE	-40,044.00	709,729.07	2,081,737.83	1,372,008.76
TOTAL RESTRICTED THROUGH THE STATE	-40,044.00	709,729.07	2,081,737.83	1,372,008.76
TOTAL REVENUE FROM FEDERAL SOURCES	-40,044.00	679,874.62	4,112,164.83	3,432,290.21
OTHER RECEIPTS				
INTERFUND TRANSFERS				
5210 FUND TRANSFER	19,254.00	44,926.00	75,000.00	30,074.00
5231 TRANS FROM TITLE II-A	.00	.00	.00	.00
5241 NCLB TRANSFER TO TITLE I	.00	.00	.00	.00
5244 TRANS TO TITLE V	.00	.00	.00	.00
TOTAL INTERFUND TRANSFERS	19,254.00	44,926.00	75,000.00	30,074.00

BOURBON COUNTY SCHOOL DISTRICT



MONTHLY REPORT - FY 2026 Period 9

SPECIAL REVENUE (2)	MONTH TO DATE	YEAR TO DATE	BUDGET APPROP	AVAILABLE BUDGET
SALE OR COMP FOR LOSS OF ASSETS				
5332 LOSS COMP - BUILDINGS	.00	30,698.86	.00	-30,698.86
TOTAL SALE OR COMP FOR LOSS OF ASSETS	.00	30,698.86	.00	-30,698.86
TOTAL OTHER RECEIPTS	19,254.00	75,624.86	75,000.00	-624.86
TOTAL RECEIPTS	151,014.70	2,870,615.00	5,544,374.93	2,673,759.93
TOTAL REVENUE	151,014.70	2,870,615.00	5,544,374.93	2,673,759.93

BOURBON COUNTY SCHOOL DISTRICT



MONTHLY REPORT - FY 2026 Period 9

SPECIAL REVENUE (2)	MONTH TO DATE	YEAR TO DATE	BUDGET APPROP	AVAILABLE BUDGET
EXPENDITURES				
0000 RESTRICT TO REV & BAL SHT ONLY				
0100 SALARIES PERSONNEL SERVICES	.00	.00	.00	.00
0200 EMPLOYEE BENEFITS	.00	.00	.00	.00
TOTAL 0000 RESTRICT TO REV & BAL SHT ONLY	.00	.00	.00	.00
1000 INSTRUCTION				
0100 SALARIES PERSONNEL SERVICES	194,898.97	1,434,452.53	2,179,807.95	745,355.42
0200 EMPLOYEE BENEFITS	154,275.14	391,164.02	697,921.56	306,757.54
0300 PURCHASED PROF AND TECH SERV	26,084.53	67,102.79	161,795.82	94,693.03
0400 PURCHASED PROPERTY SERVICES	.00	.00	.00	.00
0500 OTHER PURCHASED SERVICES	6,347.69	53,933.55	99,164.39	45,230.84
0600 SUPPLIES	41,581.80	293,107.94	383,129.78	90,021.84
0700 PROPERTY	36,193.64	152,945.09	399,627.72	246,682.63
0800 DEBT SERVICE AND MISCELLANEOUS	.00	13,505.61	8,100.00	-5,405.61
0900 OTHER ITEMS	.00	.00	.00	.00
TOTAL 1000 INSTRUCTION	459,381.77	2,406,211.53	3,929,547.22	1,523,335.69
2100 STUDENT SUPPORT SERVICES				
0100 SALARIES PERSONNEL SERVICES	14,927.67	140,420.49	209,275.72	68,855.23
0200 EMPLOYEE BENEFITS	7,707.69	34,828.51	75,585.94	40,757.43
0300 PURCHASED PROF AND TECH SERV	1,400.00	1,400.00	16,267.23	14,867.23
0400 PURCHASED PROPERTY SERVICES	.00	.00	3,000.00	3,000.00
0500 OTHER PURCHASED SERVICES	173.59	5,857.73	25,500.00	19,642.27
0600 SUPPLIES	1,448.74	25,573.29	46,465.34	20,892.05
0700 PROPERTY	.00	1,591.98	19,600.00	18,008.02
0800 DEBT SERVICE AND MISCELLANEOUS	40.00	12,577.68	15,000.00	2,422.32
TOTAL 2100 STUDENT SUPPORT SERVICES	25,697.69	222,249.68	410,694.23	188,444.55
2200 INSTRUCTIONAL STAFF SUPP SERV				
0100 SALARIES PERSONNEL SERVICES	15,320.46	137,698.31	241,340.59	103,642.28
0200 EMPLOYEE BENEFITS	8,611.19	29,090.01	55,741.60	26,651.59
0300 PURCHASED PROF AND TECH SERV	7,847.00	16,710.88	15,000.00	-1,710.88
0400 PURCHASED PROPERTY SERVICES	.00	.00	.00	.00
0500 OTHER PURCHASED SERVICES	.00	2,118.45	8,357.00	6,238.55
0600 SUPPLIES	.00	.00	2,037.72	2,037.72
0700 PROPERTY	.00	.00	.00	.00
0800 DEBT SERVICE AND MISCELLANEOUS	.00	.00	.00	.00
0900 OTHER ITEMS	.00	.00	.00	.00
TOTAL 2200 INSTRUCTIONAL STAFF SUPP SERV	31,778.65	185,617.65	322,476.91	136,859.26

BOURBON COUNTY SCHOOL DISTRICT



MONTHLY REPORT - FY 2026 Period 9

SPECIAL REVENUE (2)	MONTH TO DATE	YEAR TO DATE	BUDGET APPROP	AVAILABLE BUDGET
2300 DISTRICT ADMIN SUPPORT				
0100 SALARIES PERSONNEL SERVICES	.00	.00	.00	.00
0200 EMPLOYEE BENEFITS	.00	.00	.00	.00
0300 PURCHASED PROF AND TECH SERV	.00	.00	.00	.00
TOTAL 2300 DISTRICT ADMIN SUPPORT	.00	.00	.00	.00
2400 SCHOOL ADMIN SUPPORT				
0100 SALARIES PERSONNEL SERVICES	12,393.80	94,750.93	129,019.52	34,268.59
0200 EMPLOYEE BENEFITS	6,829.88	23,090.87	49,952.93	26,862.06
0500 OTHER PURCHASED SERVICES	.00	.00	.00	.00
0600 SUPPLIES	.00	1,140.84	1,000.00	-140.84
TOTAL 2400 SCHOOL ADMIN SUPPORT	19,223.68	118,982.64	179,972.45	60,989.81
2500 BUSINESS SUPPORT SERVICES				
0700 PROPERTY	.00	.00	.00	.00
TOTAL 2500 BUSINESS SUPPORT SERVICES	.00	.00	.00	.00
2600 PLANT OPERATIONS AND MAINTENANCE				
0100 SALARIES PERSONNEL SERVICES	4,100.00	41,295.48	79,804.36	38,508.88
0200 EMPLOYEE BENEFITS	772.32	8,905.70	22,886.46	13,980.76
0300 PURCHASED PROF AND TECH SERV	.00	.00	.00	.00
0400 PURCHASED PROPERTY SERVICES	.00	.00	.00	.00
0500 OTHER PURCHASED SERVICES	.00	.00	.00	.00
0600 SUPPLIES	.00	.00	.00	.00
0700 PROPERTY	.00	.00	.00	.00
0900 OTHER ITEMS	.00	.00	.00	.00
TOTAL 2600 PLANT OPERATIONS AND MAINTENANCE	4,872.32	50,201.18	102,690.82	52,489.64
2700 STUDENT TRANSPORTATION				
0100 SALARIES PERSONNEL SERVICES	19,259.37	142,677.82	181,485.94	38,808.12
0200 EMPLOYEE BENEFITS	22,186.52	55,374.31	97,779.96	42,405.65
0300 PURCHASED PROF AND TECH SERV	.00	.00	.00	.00
0400 PURCHASED PROPERTY SERVICES	.00	49,075.37	.00	-49,075.37
0500 OTHER PURCHASED SERVICES	.00	.00	.00	.00
0600 SUPPLIES	.00	.00	.00	.00
0700 PROPERTY	.00	.00	.00	.00
TOTAL 2700 STUDENT TRANSPORTATION	41,445.89	247,127.50	279,265.90	32,138.40

BOURBON COUNTY SCHOOL DISTRICT



MONTHLY REPORT - FY 2026 Period 9

SPECIAL REVENUE (2)	MONTH TO DATE	YEAR TO DATE	BUDGET APPROP	AVAILABLE BUDGET
3100 FOOD SERVICE OPERATION				
0100 SALARIES PERSONNEL SERVICES	.00	.00	.00	.00
0200 EMPLOYEE BENEFITS	.00	.00	.00	.00
0600 SUPPLIES	.00	.00	.00	.00
TOTAL 3100 FOOD SERVICE OPERATION	.00	.00	.00	.00
3200 DAY CARE OPERATIONS				
0100 SALARIES PERSONNEL SERVICES	.00	.00	.00	.00
0200 EMPLOYEE BENEFITS	.00	.00	.00	.00
0300 PURCHASED PROF AND TECH SERV	.00	1,300.00	.00	-1,300.00
0400 PURCHASED PROPERTY SERVICES	.00	.00	.00	.00
0600 SUPPLIES	.00	.00	.00	.00
TOTAL 3200 DAY CARE OPERATIONS	.00	1,300.00	.00	-1,300.00
3300 COMMUNITY SERVICES				
0100 SALARIES PERSONNEL SERVICES	15,861.30	160,669.23	189,929.10	29,259.87
0200 EMPLOYEE BENEFITS	4,295.71	40,878.19	52,781.25	11,903.06
0300 PURCHASED PROF AND TECH SERV	.00	1,583.00	6,420.00	4,837.00
0400 PURCHASED PROPERTY SERVICES	.00	.00	.00	.00
0500 OTHER PURCHASED SERVICES	642.60	5,901.92	6,095.00	193.08
0600 SUPPLIES	8,668.93	31,606.32	60,502.05	28,895.73
0700 PROPERTY	.00	.00	.00	.00
0800 DEBT SERVICE AND MISCELLANEOUS	.00	.00	4,000.00	4,000.00
TOTAL 3300 COMMUNITY SERVICES	29,468.54	240,638.66	319,727.40	79,088.74
5100 DEBT SERVICE				
0800 DEBT SERVICE AND MISCELLANEOUS	.00	.00	.00	.00
TOTAL 5100 DEBT SERVICE	.00	.00	.00	.00
5200 FUND TRANSFERS				
0900 OTHER ITEMS	.00	.00	.00	.00
TOTAL 5200 FUND TRANSFERS	.00	.00	.00	.00
TOTAL EXPENDITURES	611,868.54	3,472,328.84	5,544,374.93	2,072,046.09
TOTAL FOR SPECIAL REVENUE (2)				

BOURBON COUNTY SCHOOL DISTRICT



MONTHLY REPORT - FY 2026 Period 9

SPECIAL REVENUE (2)	MONTH TO DATE	YEAR TO DATE	BUDGET APPROP	AVAILABLE BUDGET
	-460,853.84	-601,713.84	.00	601,713.84

BOURBON COUNTY SCHOOL DISTRICT



MONTHLY REPORT - FY 2026 Period 9

DIST ACTIVITY (SPEC REV ANN) (MONTH TO DATE	YEAR TO DATE	BUDGET APPROP	AVAILABLE BUDGET
REVENUES				
0999 BEGINNING BALANCE				
TOTAL 0999 BEGINNING BALANCE	.00	116,888.66	.00	-116,888.66
RECEIPTS				
REVENUE FROM LOCAL SOURCES				
STUDENT ACTIVITIES				
1710 ADMISSIONS	.00	.00	.00	.00
1740 STUDENT FEES	8,380.26	16,004.92	4,819.60	-11,185.32
1750 DONATIONS (ACTIVITY FND)	.00	61,793.00	.00	-61,793.00
TOTAL STUDENT ACTIVITIES	8,380.26	77,797.92	4,819.60	-72,978.32
OTHER REVENUE FROM LOCAL SOURCES				
1920 CONTRIBUTIONS/DONATIONS	.00	.00	.00	.00
TOTAL OTHER REVENUE FROM LOCAL SOURCES	.00	.00	.00	.00
TOTAL REVENUE FROM LOCAL SOURCES	8,380.26	77,797.92	4,819.60	-72,978.32
TOTAL RECEIPTS	8,380.26	77,797.92	4,819.60	-72,978.32
TOTAL REVENUE	8,380.26	194,686.58	4,819.60	-189,866.98

BOURBON COUNTY SCHOOL DISTRICT



MONTHLY REPORT - FY 2026 Period 9

DIST ACTIVITY (SPEC REV ANN) (MONTH TO DATE	YEAR TO DATE	BUDGET APPROP	AVAILABLE BUDGET
EXPENDITURES				
1000 INSTRUCTION				
0300 PURCHASED PROF AND TECH SERV	1,380.00	1,380.00	.00	-1,380.00
0500 OTHER PURCHASED SERVICES	.00	.00	.00	.00
0600 SUPPLIES	676.77	8,720.25	6,152.36	-2,567.89
0700 PROPERTY	.00	61,793.00	.00	-61,793.00
0900 OTHER ITEMS	.00	.00	.00	.00
TOTAL 1000 INSTRUCTION	2,056.77	71,893.25	6,152.36	-65,740.89
2200 INSTRUCTIONAL STAFF SUPP SERV				
0600 SUPPLIES	52.45	4,548.39	10,000.01	5,451.62
TOTAL 2200 INSTRUCTIONAL STAFF SUPP SERV	52.45	4,548.39	10,000.01	5,451.62
5200 FUND TRANSFERS				
0900 OTHER ITEMS	.00	.00	.00	.00
TOTAL 5200 FUND TRANSFERS	.00	.00	.00	.00
TOTAL EXPENDITURES	2,109.22	76,441.64	16,152.37	-60,289.27
TOTAL FOR DIST ACTIVITY (SPEC REV ANN) (6,271.04	118,244.94	-11,332.77	-129,577.71

BOURBON COUNTY SCHOOL DISTRICT



MONTHLY REPORT - FY 2026 Period 9

SCHOOL ACTIVITY FUND (25)	MONTH TO DATE	YEAR TO DATE	BUDGET APPROP	AVAILABLE BUDGET
REVENUES				
RECEIPTS				
REVENUE FROM LOCAL SOURCES				
STUDENT ACTIVITIES				
1710 ADMISSIONS	.00	.00	.00	.00
1730 CLUB & OTHER DUES	.00	.00	.00	.00
1740 STUDENT FEES	.00	.00	.00	.00
1750 DONATIONS (ACTIVITY FND)	.00	.00	.00	.00
1790 OTHER STUDENT ACTIVITY INCOME	.00	.00	.00	.00
TOTAL STUDENT ACTIVITIES	.00	.00	.00	.00
TOTAL REVENUE FROM LOCAL SOURCES	.00	.00	.00	.00
TOTAL RECEIPTS	.00	.00	.00	.00
TOTAL REVENUE	.00	.00	.00	.00

BOURBON COUNTY SCHOOL DISTRICT



MONTHLY REPORT - FY 2026 Period 9

SCHOOL ACTIVITY FUND (25)	MONTH TO DATE	YEAR TO DATE	BUDGET APPROP	AVAILABLE BUDGET
EXPENDITURES				
1000 INSTRUCTION				
0100 SALARIES PERSONNEL SERVICES	.00	.00	.00	.00
0300 PURCHASED PROF AND TECH SERV	.00	.00	.00	.00
0400 PURCHASED PROPERTY SERVICES	.00	.00	.00	.00
0500 OTHER PURCHASED SERVICES	.00	.00	.00	.00
0600 SUPPLIES	.00	.00	.00	.00
0700 PROPERTY	.00	.00	.00	.00
0800 DEBT SERVICE AND MISCELLANEOUS	.00	.00	.00	.00
TOTAL 1000 INSTRUCTION	.00	.00	.00	.00
2200 INSTRUCTIONAL STAFF SUPP SERV				
0100 SALARIES PERSONNEL SERVICES	.00	.00	.00	.00
0300 PURCHASED PROF AND TECH SERV	.00	.00	.00	.00
0400 PURCHASED PROPERTY SERVICES	.00	.00	.00	.00
0500 OTHER PURCHASED SERVICES	.00	.00	.00	.00
0600 SUPPLIES	.00	.00	.00	.00
0700 PROPERTY	.00	.00	.00	.00
0800 DEBT SERVICE AND MISCELLANEOUS	.00	.00	.00	.00
TOTAL 2200 INSTRUCTIONAL STAFF SUPP SERV	.00	.00	.00	.00
2400 SCHOOL ADMIN SUPPORT				
0800 DEBT SERVICE AND MISCELLANEOUS	.00	.00	.00	.00
TOTAL 2400 SCHOOL ADMIN SUPPORT	.00	.00	.00	.00
2700 STUDENT TRANSPORTATION				
0800 DEBT SERVICE AND MISCELLANEOUS	.00	.00	.00	.00
TOTAL 2700 STUDENT TRANSPORTATION	.00	.00	.00	.00
TOTAL EXPENDITURES	.00	.00	.00	.00
TOTAL FOR SCHOOL ACTIVITY FUND (25)	.00	.00	.00	.00

BOURBON COUNTY SCHOOL DISTRICT



MONTHLY REPORT - FY 2026 Period 9

CAPITAL OUTLAY FUND (310)	MONTH TO DATE	YEAR TO DATE	BUDGET APPROP	AVAILABLE BUDGET
REVENUES				
0999 BEGINNING BALANCE				
TOTAL 0999 BEGINNING BALANCE	.00	.00	.00	.00
RECEIPTS				
REVENUE FROM LOCAL SOURCES				
EARNINGS ON INVESTMENTS				
1510 INTEREST ON INVESTMENTS	.00	.00	.00	.00
TOTAL EARNINGS ON INVESTMENTS	.00	.00	.00	.00
TOTAL REVENUE FROM LOCAL SOURCES	.00	.00	.00	.00
REVENUE FROM STATE SOURCES				
STATE PROGRAM				
3111 SEEK PROGRAM	.00	.00	.00	.00
TOTAL STATE PROGRAM	.00	.00	.00	.00
RESTRICTED				
3200 RESTRICTED STATE REVENUE	.00	108,740.00	217,480.00	108,740.00
TOTAL RESTRICTED	.00	108,740.00	217,480.00	108,740.00
REVENUE ON BEHALF PAYMENTS				
3900 ON BEHALF PAYMENTS	.00	.00	.00	.00
TOTAL REVENUE ON BEHALF PAYMENTS	.00	.00	.00	.00
TOTAL REVENUE FROM STATE SOURCES	.00	108,740.00	217,480.00	108,740.00
TOTAL RECEIPTS	.00	108,740.00	217,480.00	108,740.00
TOTAL REVENUE	.00	108,740.00	217,480.00	108,740.00

BOURBON COUNTY SCHOOL DISTRICT



MONTHLY REPORT - FY 2026 Period 9

CAPITAL OUTLAY FUND (310)	MONTH TO DATE	YEAR TO DATE	BUDGET APPROP	AVAILABLE BUDGET
EXPENDITURES				
2600 PLANT OPERATIONS AND MAINTENANCE				
0400 PURCHASED PROPERTY SERVICES	.00	.00	.00	.00
TOTAL 2600 PLANT OPERATIONS AND MAINTENANCE	.00	.00	.00	.00
5100 DEBT SERVICE				
0800 DEBT SERVICE AND MISCELLANEOUS	.00	.00	.00	.00
0840 CONTINGENCY	.00	.00	217,480.00	217,480.00
TOTAL 5100 DEBT SERVICE	.00	.00	217,480.00	217,480.00
5200 FUND TRANSFERS				
0900 OTHER ITEMS	.00	.00	.00	.00
TOTAL 5200 FUND TRANSFERS	.00	.00	.00	.00
TOTAL EXPENDITURES	.00	.00	217,480.00	217,480.00
TOTAL FOR CAPITAL OUTLAY FUND (310)	.00	108,740.00	.00	-108,740.00

BOURBON COUNTY SCHOOL DISTRICT



MONTHLY REPORT - FY 2026 Period 9

BUILDING FUND (5 CENT LEVY) (3)	MONTH TO DATE	YEAR TO DATE	BUDGET APPROP	AVAILABLE BUDGET
REVENUES				
0999 BEGINNING BALANCE				
TOTAL 0999 BEGINNING BALANCE	.00	.00	.00	.00
RECEIPTS				
REVENUE FROM LOCAL SOURCES				
AD VALOREM TAXES				
1111 GENERAL PROPERTY TAX	.00	2,247,636.00	2,299,120.00	51,484.00
1113 PSC PROPERTY TAX	.00	.00	.00	.00
1115 DELINQUENT PROPERTY TAX	.00	.00	.00	.00
1117 MOTOR VEHICLE TAX	.00	.00	.00	.00
1191 OMITTED PROPERTY TAX	.00	.00	.00	.00
TOTAL AD VALOREM TAXES	.00	2,247,636.00	2,299,120.00	51,484.00
EARNINGS ON INVESTMENTS				
1510 INTEREST ON INVESTMENTS	.00	.00	.00	.00
TOTAL EARNINGS ON INVESTMENTS	.00	.00	.00	.00
OTHER REVENUE FROM LOCAL SOURCES				
1980 REFUND OF PRIOR YR EXPENDITURE	.00	.00	.00	.00
TOTAL OTHER REVENUE FROM LOCAL SOURCES	.00	.00	.00	.00
TOTAL REVENUE FROM LOCAL SOURCES	.00	2,247,636.00	2,299,120.00	51,484.00
REVENUE FROM STATE SOURCES				
STATE PROGRAM				
3111 SEEK PROGRAM	.00	.00	.00	.00
TOTAL STATE PROGRAM	.00	.00	.00	.00
RESTRICTED				
3200 RESTRICTED STATE REVENUE	.00	70,124.00	209,101.00	138,977.00


BOURBON COUNTY SCHOOL DISTRICT



MONTHLY REPORT - FY 2026 Period 9

BUILDING FUND (5 CENT LEVY) (3)	MONTH TO DATE	YEAR TO DATE	BUDGET APPROP	AVAILABLE BUDGET
TOTAL RESTRICTED	.00	70,124.00	209,101.00	138,977.00
REVENUE ON BEHALF PAYMENTS				
3900 ON BEHALF PAYMENTS	.00	.00	.00	.00
TOTAL REVENUE ON BEHALF PAYMENTS	.00	.00	.00	.00
TOTAL REVENUE FROM STATE SOURCES	.00	70,124.00	209,101.00	138,977.00
OTHER RECEIPTS				
BOND ISSUANCE				
5110 BOND PRINCIPAL PROCEEDS	.00	.00	.00	.00
TOTAL BOND ISSUANCE	.00	.00	.00	.00
INTERFUND TRANSFERS				
5210 FUND TRANSFER	.00	.00	.00	.00
TOTAL INTERFUND TRANSFERS	.00	.00	.00	.00
SALE OR COMP FOR LOSS OF ASSETS				
5311 SALE OF LAND & IMPROVEMENTS	.00	.00	.00	.00
TOTAL SALE OR COMP FOR LOSS OF ASSETS	.00	.00	.00	.00
TOTAL OTHER RECEIPTS	.00	.00	.00	.00
TOTAL RECEIPTS	.00	2,317,760.00	2,508,221.00	190,461.00
TOTAL REVENUE	.00	2,317,760.00	2,508,221.00	190,461.00


BOURBON COUNTY SCHOOL DISTRICT



MONTHLY REPORT - FY 2026 Period 9

BUILDING FUND (5 CENT LEVY) (3)	MONTH TO DATE	YEAR TO DATE	BUDGET APPROP	AVAILABLE BUDGET
EXPENDITURES				
5100 DEBT SERVICE				
0800 DEBT SERVICE AND MISCELLANEOUS	.00	.00	.00	.00
0840 CONTINGENCY	.00	.00	43,180.94	43,180.94
0900 OTHER ITEMS	.00	.00	.00	.00
TOTAL 5100 DEBT SERVICE	.00	.00	43,180.94	43,180.94
5200 FUND TRANSFERS				
0900 OTHER ITEMS	.00	446,669.22	2,465,040.06	2,018,370.84
TOTAL 5200 FUND TRANSFERS	.00	446,669.22	2,465,040.06	2,018,370.84
TOTAL EXPENDITURES	.00	446,669.22	2,508,221.00	2,061,551.78
TOTAL FOR BUILDING FUND (5 CENT LEVY) (3)	.00	1,871,090.78	.00	-1,871,090.78

BOURBON COUNTY SCHOOL DISTRICT



MONTHLY REPORT - FY 2026 Period 9

CONSTRUCTION FUND (360)	MONTH TO DATE	YEAR TO DATE	BUDGET APPROP	AVAILABLE BUDGET
REVENUES				
0999 BEGINNING BALANCE				
TOTAL 0999 BEGINNING BALANCE	.00	.00	.00	.00
RECEIPTS				
REVENUE FROM LOCAL SOURCES				
EARNINGS ON INVESTMENTS				
1510 INTEREST ON INVESTMENTS	.00	.00	.00	.00
TOTAL EARNINGS ON INVESTMENTS	.00	.00	.00	.00
OTHER REVENUE FROM LOCAL SOURCES				
1920 CONTRIBUTIONS/DONATIONS	.00	.00	.00	.00
1990 MISCELLANEOUS REVENUE	.00	.00	.00	.00
1999 OTHER MISCELLANEOUS REVENUE	.00	.00	.00	.00
TOTAL OTHER REVENUE FROM LOCAL SOURCES	.00	.00	.00	.00
TOTAL REVENUE FROM LOCAL SOURCES	.00	.00	.00	.00
REVENUE FROM STATE SOURCES				
RESTRICTED				
3200 RESTRICTED STATE REVENUE	.00	.00	.00	.00
TOTAL RESTRICTED	.00	.00	.00	.00
TOTAL REVENUE FROM STATE SOURCES	.00	.00	.00	.00
OTHER RECEIPTS				
BOND ISSUANCE				
5110 BOND PRINCIPAL PROCEEDS	.00	.00	.00	.00
5120 BOND PREMIUM/DISCOUNT ISSUANCE	.00	.00	.00	.00
TOTAL BOND ISSUANCE	.00	.00	.00	.00

BOURBON COUNTY SCHOOL DISTRICT



MONTHLY REPORT - FY 2026 Period 9

CONSTRUCTION FUND (360)	MONTH TO DATE	YEAR TO DATE	BUDGET APPROP	AVAILABLE BUDGET
INTERFUND TRANSFERS				
5210 FUND TRANSFER	.00	.00	.00	.00
TOTAL INTERFUND TRANSFERS	.00	.00	.00	.00
TOTAL OTHER RECEIPTS	.00	.00	.00	.00
TOTAL RECEIPTS	.00	.00	.00	.00
TOTAL REVENUE	.00	.00	.00	.00

BOURBON COUNTY SCHOOL DISTRICT



MONTHLY REPORT - FY 2026 Period 9

CONSTRUCTION FUND (360)	MONTH TO DATE	YEAR TO DATE	BUDGET APPROP	AVAILABLE BUDGET
EXPENDITURES				
4600 SITE IMPROVEMENT				
0300 PURCHASED PROF AND TECH SERV	17,000.00	17,000.00	.00	-17,000.00
0400 PURCHASED PROPERTY SERVICES	2,418.60	211,770.92	.00	-211,770.92
0500 OTHER PURCHASED SERVICES	.00	.00	.00	.00
0600 SUPPLIES	.00	.00	.00	.00
0700 PROPERTY	.00	17,165.79	.00	-17,165.79
0800 DEBT SERVICE AND MISCELLANEOUS	.00	.00	.00	.00
0840 CONTINGENCY	.00	.00	.00	.00
0900 OTHER ITEMS	.00	.00	.00	.00
TOTAL 4600 SITE IMPROVEMENT	19,418.60	245,936.71	.00	-245,936.71
5100 DEBT SERVICE				
0800 DEBT SERVICE AND MISCELLANEOUS	.00	.00	.00	.00
0900 OTHER ITEMS	.00	.00	.00	.00
TOTAL 5100 DEBT SERVICE	.00	.00	.00	.00
5200 FUND TRANSFERS				
0900 OTHER ITEMS	.00	.00	.00	.00
TOTAL 5200 FUND TRANSFERS	.00	.00	.00	.00
TOTAL EXPENDITURES	19,418.60	245,936.71	.00	-245,936.71
TOTAL FOR CONSTRUCTION FUND (360)	-19,418.60	-245,936.71	.00	245,936.71

BOURBON COUNTY SCHOOL DISTRICT



MONTHLY REPORT - FY 2026 Period 9

DEBT SERVICE FUND (400)	MONTH TO DATE	YEAR TO DATE	BUDGET APPROP	AVAILABLE BUDGET
REVENUES				
0999 BEGINNING BALANCE				
TOTAL 0999 BEGINNING BALANCE	.00	.00	.00	.00
RECEIPTS				
REVENUE FROM LOCAL SOURCES				
EARNINGS ON INVESTMENTS				
1510 INTEREST ON INVESTMENTS	.00	.00	.00	.00
TOTAL EARNINGS ON INVESTMENTS	.00	.00	.00	.00
TOTAL REVENUE FROM LOCAL SOURCES	.00	.00	.00	.00
REVENUE FROM STATE SOURCES				
RESTRICTED				
3200 RESTRICTED STATE REVENUE	.00	.00	.00	.00
TOTAL RESTRICTED	.00	.00	.00	.00
REVENUE ON BEHALF PAYMENTS				
3900 ON BEHALF PAYMENTS	.00	.00	265,222.04	265,222.04
TOTAL REVENUE ON BEHALF PAYMENTS	.00	.00	265,222.04	265,222.04
TOTAL REVENUE FROM STATE SOURCES	.00	.00	265,222.04	265,222.04
OTHER RECEIPTS				
BOND ISSUANCE				
5110 BOND PRINCIPAL PROCEEDS	.00	.00	.00	.00
5120 BOND PREMIUM/DISCOUNT ISSUANCE	.00	.00	.00	.00
TOTAL BOND ISSUANCE	.00	.00	.00	.00
INTERFUND TRANSFERS				

BOURBON COUNTY SCHOOL DISTRICT



MONTHLY REPORT - FY 2026 Period 9

DEBT SERVICE FUND (400)	MONTH TO DATE	YEAR TO DATE	BUDGET APPROP	AVAILABLE BUDGET
5210 FUND TRANSFER	.00	446,669.22	1,574,842.76	1,128,173.54
TOTAL INTERFUND TRANSFERS	.00	446,669.22	1,574,842.76	1,128,173.54
TOTAL OTHER RECEIPTS	.00	446,669.22	1,574,842.76	1,128,173.54
TOTAL RECEIPTS	.00	446,669.22	1,840,064.80	1,393,395.58
TOTAL REVENUE	.00	446,669.22	1,840,064.80	1,393,395.58

BOURBON COUNTY SCHOOL DISTRICT



MONTHLY REPORT - FY 2026 Period 9

DEBT SERVICE FUND (400)		MONTH TO DATE	YEAR TO DATE	BUDGET APPROP	AVAILABLE BUDGET
EXPENDITURES					
5100 DEBT SERVICE					
0800	DEBT SERVICE AND MISCELLANEOUS	.00	1,658,708.20	1,840,064.80	181,356.60
0900	OTHER ITEMS	.00	.00	.00	.00
TOTAL 5100 DEBT SERVICE		.00	1,658,708.20	1,840,064.80	181,356.60
TOTAL EXPENDITURES		.00	1,658,708.20	1,840,064.80	181,356.60
TOTAL FOR DEBT SERVICE FUND (400)		.00	-1,212,038.98	.00	1,212,038.98

BOURBON COUNTY SCHOOL DISTRICT



MONTHLY REPORT - FY 2026 Period 9

FOOD SERVICE FUND (51)	MONTH TO DATE	YEAR TO DATE	BUDGET APPROP	AVAILABLE BUDGET
REVENUES				
0999 BEGINNING BALANCE				
TOTAL 0999 BEGINNING BALANCE	.00	232,803.12	360,123.92	127,320.80
RECEIPTS				
REVENUE FROM LOCAL SOURCES				
EARNINGS ON INVESTMENTS				
1510 INTEREST ON INVESTMENTS	.00	7,231.88	15,000.00	7,768.12
TOTAL EARNINGS ON INVESTMENTS	.00	7,231.88	15,000.00	7,768.12
FOOD SERVICE				
1611 REIMBURSABLE SCHOOL LUNCH PROG	8,611.75	52,144.19	.00	-52,144.19
1611 REIMBURSABLE SCHOOL LUNCH OLD	.00	.00	.00	.00
1612 REIMBURSABLE SCH BREAKFAST PRG	.00	.00	.00	.00
1621 NON-REIMBURSABLE LUNCH PROG	.00	.00	.00	.00
1622 NON-REIMBURSABLE BREAKFAST PRG	.00	.00	.00	.00
1623 NON-REIMBURSABLE MILK PROGRAM	.00	.00	.00	.00
1624 NON-REIMBURSABLE A LA CARTE PRG	.00	.00	57,500.00	57,500.00
1629 NON-REIMBURSABLE OTHER FOOD PRG	.00	.00	.00	.00
1637 VENDING	165.47	2,006.57	.00	-2,006.57
TOTAL FOOD SERVICE	8,777.22	54,150.76	57,500.00	3,349.24
OTHER REVENUE FROM LOCAL SOURCES				
1990 MISCELLANEOUS REVENUE	.00	.00	.00	.00
1994 RETURN FOR INSUFFICIENT CHECKS	.00	.00	.00	.00
TOTAL OTHER REVENUE FROM LOCAL SOURCES	.00	.00	.00	.00
TOTAL REVENUE FROM LOCAL SOURCES	8,777.22	61,382.64	72,500.00	11,117.36
REVENUE FROM STATE SOURCES				
RESTRICTED				
3200 RESTRICTED STATE REVENUE	.00	.00	17,719.20	17,719.20
TOTAL RESTRICTED	.00	.00	17,719.20	17,719.20

BOURBON COUNTY SCHOOL DISTRICT



MONTHLY REPORT - FY 2026 Period 9

FOOD SERVICE FUND (51)	MONTH TO DATE	YEAR TO DATE	BUDGET APPROP	AVAILABLE BUDGET
REVENUE ON BEHALF PAYMENTS				
3900 ON BEHALF PAYMENTS	.00	.00	239,243.73	239,243.73
TOTAL REVENUE ON BEHALF PAYMENTS	.00	.00	239,243.73	239,243.73
TOTAL REVENUE FROM STATE SOURCES	.00	.00	256,962.93	256,962.93
REVENUE FROM FEDERAL SOURCES				
RESTRICTED THROUGH THE STATE				
4500 RESTRICTED FED THRU STATE	180,730.39	1,293,261.30	1,912,073.98	618,812.68
TOTAL RESTRICTED THROUGH THE STATE	180,730.39	1,293,261.30	1,912,073.98	618,812.68
CHILD NUTRITION PROGRAM DONATED COMMODIT				
4950 CHILD NUTR PRG DONATED COMMOD	.00	.00	.00	.00
TOTAL CHILD NUTRITION PROGRAM DONATED COMMODIT	.00	.00	.00	.00
TOTAL REVENUE FROM FEDERAL SOURCES	180,730.39	1,293,261.30	1,912,073.98	618,812.68
OTHER RECEIPTS				
BOND ISSUANCE				
5110 BOND PRINCIPAL PROCEEDS	.00	.00	.00	.00
TOTAL BOND ISSUANCE	.00	.00	.00	.00
INTERFUND TRANSFERS				
5210 FUND TRANSFER	.00	.00	.00	.00
TOTAL INTERFUND TRANSFERS	.00	.00	.00	.00
TOTAL OTHER RECEIPTS	.00	.00	.00	.00
TOTAL RECEIPTS	189,507.61	1,354,643.94	2,241,536.91	886,892.97
TOTAL REVENUE				

BOURBON COUNTY SCHOOL DISTRICT



MONTHLY REPORT - FY 2026 Period 9

FOOD SERVICE FUND (51)	MONTH TO DATE	YEAR TO DATE	BUDGET APPROP	AVAILABLE BUDGET
	189,507.61	1,587,447.06	2,601,660.83	1,014,213.77

BOURBON COUNTY SCHOOL DISTRICT



MONTHLY REPORT - FY 2026 Period 9

FOOD SERVICE FUND (51)	MONTH TO DATE	YEAR TO DATE	BUDGET APPROP	AVAILABLE BUDGET
EXPENDITURES				
3100 FOOD SERVICE OPERATION				
0100 SALARIES PERSONNEL SERVICES	50,193.78	424,288.84	646,935.00	222,646.16
0200 EMPLOYEE BENEFITS	13,260.72	110,477.91	166,197.50	55,719.59
0280 ON-BEHALF	.00	.00	239,243.73	239,243.73
0300 PURCHASED PROF AND TECH SERV	6,342.73	61,527.66	55,597.00	-5,930.66
0400 PURCHASED PROPERTY SERVICES	.00	.00	8,400.00	8,400.00
0500 OTHER PURCHASED SERVICES	.00	16.34	3,550.00	3,533.66
0600 SUPPLIES	112,008.79	862,238.73	1,322,487.60	460,248.87
0700 PROPERTY	2,190.00	2,190.00	55,000.00	52,810.00
0800 DEBT SERVICE AND MISCELLANEOUS	.00	3,979.95	4,250.00	270.05
0840 CONTINGENCY	.00	.00	.00	.00
0900 OTHER ITEMS	.00	.00	.00	.00
TOTAL 3100 FOOD SERVICE OPERATION	183,996.02	1,464,719.43	2,501,660.83	1,036,941.40
5200 FUND TRANSFERS				
0900 OTHER ITEMS	.00	2,597.07	100,000.00	97,402.93
TOTAL 5200 FUND TRANSFERS	.00	2,597.07	100,000.00	97,402.93
TOTAL EXPENDITURES	183,996.02	1,467,316.50	2,601,660.83	1,134,344.33
TOTAL FOR FOOD SERVICE FUND (51)	5,511.59	120,130.56	.00	-120,130.56

BOURBON COUNTY SCHOOL DISTRICT



MONTHLY REPORT - FY 2026 Period 9

BOURBON CO SCHOOLS DAY CARE (5	MONTH TO DATE	YEAR TO DATE	BUDGET APPROP	AVAILABLE BUDGET
REVENUES				
0999 BEGINNING BALANCE				
TOTAL 0999 BEGINNING BALANCE	.00	433,354.60	597,879.69	164,525.09
RECEIPTS				
REVENUE FROM LOCAL SOURCES				
COMMUNITY SERVICE ACTIVITIES				
1810 CHILD CARE FEES	17,050.77	116,303.77	160,000.00	43,696.23
TOTAL COMMUNITY SERVICE ACTIVITIES	17,050.77	116,303.77	160,000.00	43,696.23
OTHER REVENUE FROM LOCAL SOURCES				
1990 MISCELLANEOUS REVENUE	.00	.00	.00	.00
TOTAL OTHER REVENUE FROM LOCAL SOURCES	.00	.00	.00	.00
TOTAL REVENUE FROM LOCAL SOURCES	17,050.77	116,303.77	160,000.00	43,696.23
REVENUE FROM STATE SOURCES				
RESTRICTED				
3200 RESTRICTED STATE REVENUE	4,750.00	46,590.00	73,500.00	26,910.00
TOTAL RESTRICTED	4,750.00	46,590.00	73,500.00	26,910.00
REVENUE ON BEHALF PAYMENTS				
3900 ON BEHALF PAYMENTS	.00	.00	64,004.16	64,004.16
TOTAL REVENUE ON BEHALF PAYMENTS	.00	.00	64,004.16	64,004.16
TOTAL REVENUE FROM STATE SOURCES	4,750.00	46,590.00	137,504.16	90,914.16
REVENUE FROM FEDERAL SOURCES				
RESTRICTED THROUGH THE STATE				
4500 RESTRICTED FED THRU STATE	.00	2,835.41	.00	-2,835.41

BOURBON COUNTY SCHOOL DISTRICT



MONTHLY REPORT - FY 2026 Period 9

BOURBON CO SCHOOLS DAY CARE (5	MONTH TO DATE	YEAR TO DATE	BUDGET APPROP	AVAILABLE BUDGET
TOTAL RESTRICTED THROUGH THE STATE	.00	2,835.41	.00	-2,835.41
TOTAL REVENUE FROM FEDERAL SOURCES	.00	2,835.41	.00	-2,835.41
TOTAL RECEIPTS	21,800.77	165,729.18	297,504.16	131,774.98
TOTAL REVENUE	21,800.77	599,083.78	895,383.85	296,300.07

BOURBON COUNTY SCHOOL DISTRICT



MONTHLY REPORT - FY 2026 Period 9

BOURBON CO SCHOOLS DAY CARE (5	MONTH TO DATE	YEAR TO DATE	BUDGET APPROP	AVAILABLE BUDGET
EXPENDITURES				
3200 DAY CARE OPERATIONS				
0100 SALARIES PERSONNEL SERVICES	39,654.00	360,906.87	436,015.00	75,108.13
0200 EMPLOYEE BENEFITS	10,796.32	96,690.07	114,590.00	17,899.93
0280 ON-BEHALF	.00	.00	64,004.16	64,004.16
0300 PURCHASED PROF AND TECH SERV	.00	25.00	.00	-25.00
0400 PURCHASED PROPERTY SERVICES	.00	.00	.00	.00
0500 OTHER PURCHASED SERVICES	.00	.00	200.00	200.00
0600 SUPPLIES	2,701.76	15,630.42	31,897.78	16,267.36
0700 PROPERTY	.00	.00	842.00	842.00
0800 DEBT SERVICE AND MISCELLANEOUS	.00	.00	.00	.00
0840 CONTINGENCY	.00	.00	247,834.91	247,834.91
TOTAL 3200 DAY CARE OPERATIONS	53,152.08	473,252.36	895,383.85	422,131.49
5200 FUND TRANSFERS				
0900 OTHER ITEMS	.00	.00	.00	.00
TOTAL 5200 FUND TRANSFERS	.00	.00	.00	.00
TOTAL EXPENDITURES	53,152.08	473,252.36	895,383.85	422,131.49
TOTAL FOR BOURBON CO SCHOOLS DAY CARE (5	-31,351.31	125,831.42	.00	-125,831.42

BOURBON COUNTY SCHOOL DISTRICT



MONTHLY REPORT - FY 2026 Period 9

TECHY TEES FUND (55)	MONTH TO DATE	YEAR TO DATE	BUDGET APPROP	AVAILABLE BUDGET
REVENUES				
0999 BEGINNING BALANCE				
TOTAL 0999 BEGINNING BALANCE	.00	10,787.20	1,616.64	-9,170.56
RECEIPTS				
REVENUE FROM LOCAL SOURCES				
OTHER REVENUE FROM LOCAL SOURCES				
1999 OTHER MISCELLANEOUS REVENUE	679.00	7,666.00	10,000.00	2,334.00
TOTAL OTHER REVENUE FROM LOCAL SOURCES	679.00	7,666.00	10,000.00	2,334.00
TOTAL REVENUE FROM LOCAL SOURCES	679.00	7,666.00	10,000.00	2,334.00
REVENUE FROM STATE SOURCES				
REVENUE ON BEHALF PAYMENTS				
3900 ON BEHALF PAYMENTS	.00	.00	3,121.32	3,121.32
TOTAL REVENUE ON BEHALF PAYMENTS	.00	.00	3,121.32	3,121.32
TOTAL REVENUE FROM STATE SOURCES	.00	.00	3,121.32	3,121.32
REVENUE FROM FEDERAL SOURCES				
RESTRICTED THROUGH THE STATE				
4500 RESTRICTED FED THRU STATE	.00	.00	.00	.00
TOTAL RESTRICTED THROUGH THE STATE	.00	.00	.00	.00
TOTAL REVENUE FROM FEDERAL SOURCES	.00	.00	.00	.00
TOTAL RECEIPTS	679.00	7,666.00	13,121.32	5,455.32
TOTAL REVENUE	679.00	18,453.20	14,737.96	-3,715.24

BOURBON COUNTY SCHOOL DISTRICT



MONTHLY REPORT - FY 2026 Period 9

TECHY TEES FUND (55)	MONTH TO DATE	YEAR TO DATE	BUDGET APPROP	AVAILABLE BUDGET
EXPENDITURES				
3300 COMMUNITY SERVICES				
0100 SALARIES PERSONNEL SERVICES	.00	.00	2,750.00	2,750.00
0200 EMPLOYEE BENEFITS	.00	.00	894.03	894.03
0280 ON-BEHALF	.00	.00	3,121.32	3,121.32
0600 SUPPLIES	2,252.40	11,611.88	7,972.61	-3,639.27
0800 DEBT SERVICE AND MISCELLANEOUS	.00	.00	.00	.00
0840 CONTINGENCY	.00	.00	.00	.00
TOTAL 3300 COMMUNITY SERVICES	2,252.40	11,611.88	14,737.96	3,126.08
TOTAL EXPENDITURES	2,252.40	11,611.88	14,737.96	3,126.08
TOTAL FOR TECHY TEES FUND (55)	-1,573.40	6,841.32	.00	-6,841.32

BOURBON COUNTY SCHOOL DISTRICT



MONTHLY REPORT - FY 2026 Period 9

FISCAL AGENT (61)	MONTH TO DATE	YEAR TO DATE	BUDGET APPROP	AVAILABLE BUDGET
REVENUES				
0999 BEGINNING BALANCE				
TOTAL 0999 BEGINNING BALANCE	.00	.00	.00	.00
RECEIPTS				
REVENUE FROM LOCAL SOURCES				
EARNINGS ON INVESTMENTS				
1510 INTEREST ON INVESTMENTS	.00	.00	.00	.00
TOTAL EARNINGS ON INVESTMENTS	.00	.00	.00	.00
OTHER REVENUE FROM LOCAL SOURCES				
1920 CONTRIBUTIONS/DONATIONS	.00	.00	.00	.00
1980 REFUND OF PRIOR YR EXPENDITURE	.00	.00	.00	.00
1990 MISCELLANEOUS REVENUE	.00	.00	.00	.00
TOTAL OTHER REVENUE FROM LOCAL SOURCES	.00	.00	.00	.00
TOTAL REVENUE FROM LOCAL SOURCES	.00	.00	.00	.00
REVENUE FROM FEDERAL SOURCES				
RESTRICTED DIRECT				
4300 RESTRICTED DIRECT FEDERAL	.00	.00	.00	.00
TOTAL RESTRICTED DIRECT	.00	.00	.00	.00
RESTRICTED THROUGH THE STATE				
4500 RESTRICTED FED THRU STATE	.00	.00	.00	.00
TOTAL RESTRICTED THROUGH THE STATE	.00	.00	.00	.00
THROUGH INTERMEDIATE AGENCIES				
4700 FEDERAL REV THRU INTERMED SRC	.00	.00	.00	.00
TOTAL THROUGH INTERMEDIATE AGENCIES	.00	.00	.00	.00


BOURBON COUNTY SCHOOL DISTRICT



MONTHLY REPORT - FY 2026 Period 9

FISCAL AGENT (61)	MONTH TO DATE	YEAR TO DATE	BUDGET APPROP	AVAILABLE BUDGET
TOTAL REVENUE FROM FEDERAL SOURCES	.00	.00	.00	.00
OTHER RECEIPTS				
INTERFUND TRANSFERS				
5210 FUND TRANSFER	.00	.00	.00	.00
TOTAL INTERFUND TRANSFERS	.00	.00	.00	.00
SALE OR COMP FOR LOSS OF ASSETS				
5341 SALE OF EQUIPMENT ETC	.00	.00	.00	.00
5342 LOSS COMP - EQUIPMENT ETC	.00	.00	.00	.00
TOTAL SALE OR COMP FOR LOSS OF ASSETS	.00	.00	.00	.00
TOTAL OTHER RECEIPTS	.00	.00	.00	.00
TOTAL RECEIPTS	.00	.00	.00	.00
TOTAL REVENUE	.00	.00	.00	.00

BOURBON COUNTY SCHOOL DISTRICT



MONTHLY REPORT - FY 2026 Period 9

FISCAL AGENT (61)		MONTH TO DATE	YEAR TO DATE	BUDGET APPROP	AVAILABLE BUDGET
EXPENDITURES					
1000 INSTRUCTION					
0100	SALARIES PERSONNEL SERVICES	.00	.00	.00	.00
0200	EMPLOYEE BENEFITS	.00	.00	.00	.00
	TOTAL 1000 INSTRUCTION	.00	.00	.00	.00
	TOTAL EXPENDITURES	.00	.00	.00	.00
	TOTAL FOR FISCAL AGENT (61)	.00	.00	.00	.00

BOURBON COUNTY SCHOOL DISTRICT



MONTHLY REPORT - FY 2026 Period 9

BOURBON CO SCHOOLS DAY CARE (6	MONTH TO DATE	YEAR TO DATE	BUDGET APPROP	AVAILABLE BUDGET
REVENUES				
0999 BEGINNING BALANCE				
TOTAL 0999 BEGINNING BALANCE	.00	.00	.00	.00
RECEIPTS				
REVENUE FROM LOCAL SOURCES				
EARNINGS ON INVESTMENTS				
1510 INTEREST ON INVESTMENTS	.00	.00	.00	.00
TOTAL EARNINGS ON INVESTMENTS	.00	.00	.00	.00
OTHER REVENUE FROM LOCAL SOURCES				
1920 CONTRIBUTIONS/DONATIONS	.00	.00	.00	.00
1980 REFUND OF PRIOR YR EXPENDITURE	.00	.00	.00	.00
1990 MISCELLANEOUS REVENUE	.00	.00	.00	.00
TOTAL OTHER REVENUE FROM LOCAL SOURCES	.00	.00	.00	.00
TOTAL REVENUE FROM LOCAL SOURCES	.00	.00	.00	.00
REVENUE FROM FEDERAL SOURCES				
RESTRICTED DIRECT				
4300 RESTRICTED DIRECT FEDERAL	.00	.00	.00	.00
TOTAL RESTRICTED DIRECT	.00	.00	.00	.00
THROUGH INTERMEDIATE AGENCIES				
4700 FEDERAL REV THRU INTERMED SRC	.00	.00	.00	.00
TOTAL THROUGH INTERMEDIATE AGENCIES	.00	.00	.00	.00
TOTAL REVENUE FROM FEDERAL SOURCES	.00	.00	.00	.00
OTHER RECEIPTS				
INTERFUND TRANSFERS				


BOURBON COUNTY SCHOOL DISTRICT



MONTHLY REPORT - FY 2026 Period 9

BOURBON CO SCHOOLS DAY CARE (6	MONTH TO DATE	YEAR TO DATE	BUDGET APPROP	AVAILABLE BUDGET
5210 FUND TRANSFER	.00	.00	.00	.00
TOTAL INTERFUND TRANSFERS	.00	.00	.00	.00
SALE OR COMP FOR LOSS OF ASSETS				
5341 SALE OF EQUIPMENT ETC	.00	.00	.00	.00
5342 LOSS COMP - EQUIPMENT ETC	.00	.00	.00	.00
TOTAL SALE OR COMP FOR LOSS OF ASSETS	.00	.00	.00	.00
TOTAL OTHER RECEIPTS	.00	.00	.00	.00
TOTAL RECEIPTS	.00	.00	.00	.00
TOTAL REVENUE	.00	.00	.00	.00
TOTAL FOR BOURBON CO SCHOOLS DAY CARE (6	.00	.00	.00	.00

BOURBON COUNTY SCHOOL DISTRICT



MONTHLY REPORT - FY 2026 Period 9

SCHOLARSHIP FUND (7000)	MONTH TO DATE	YEAR TO DATE	BUDGET APPROP	AVAILABLE BUDGET
REVENUES				
0999 BEGINNING BALANCE				
TOTAL 0999 BEGINNING BALANCE	.00	.00	.00	.00
RECEIPTS				
REVENUE FROM LOCAL SOURCES				
EARNINGS ON INVESTMENTS				
1510 INTEREST ON INVESTMENTS	.00	.00	.00	.00
1520 DIVIDENDS ON INVESTMENTS	.00	.00	.00	.00
1530 NET INC IN FAIR VAL OF INVESTS	.00	.00	.00	.00
TOTAL EARNINGS ON INVESTMENTS	.00	.00	.00	.00
OTHER REVENUE FROM LOCAL SOURCES				
1920 CONTRIBUTIONS/DONATIONS	.00	.00	.00	.00
TOTAL OTHER REVENUE FROM LOCAL SOURCES	.00	.00	.00	.00
TOTAL REVENUE FROM LOCAL SOURCES	.00	.00	.00	.00
TOTAL RECEIPTS	.00	.00	.00	.00
TOTAL REVENUE	.00	.00	.00	.00

BOURBON COUNTY SCHOOL DISTRICT



MONTHLY REPORT - FY 2026 Period 9

SCHOLARSHIP FUND (7000)	MONTH TO DATE	YEAR TO DATE	BUDGET APPROP	AVAILABLE BUDGET
EXPENDITURES				
3200 DAY CARE OPERATIONS				
0600 SUPPLIES	.00	.00	.00	.00
TOTAL 3200 DAY CARE OPERATIONS	.00	.00	.00	.00
3300 COMMUNITY SERVICES				
0300 PURCHASED PROF AND TECH SERV	.00	.00	.00	.00
0600 SUPPLIES	.00	.00	.00	.00
TOTAL 3300 COMMUNITY SERVICES	.00	.00	.00	.00
TOTAL EXPENDITURES	.00	.00	.00	.00
TOTAL FOR SCHOLARSHIP FUND (7000)	.00	.00	.00	.00

BOURBON COUNTY SCHOOL DISTRICT



MONTHLY REPORT - FY 2026 Period 9

GOVERNMENTAL ASSETS (8)	MONTH TO DATE	YEAR TO DATE	BUDGET APPROP	AVAILABLE BUDGET
REVENUES				
RECEIPTS				
REVENUE FROM LOCAL SOURCES				
OTHER REVENUE FROM LOCAL SOURCES				
1930 GAIN/LOSS ON SALE OF ASSET	.00	.00	.00	.00
TOTAL OTHER REVENUE FROM LOCAL SOURCES	.00	.00	.00	.00
TOTAL REVENUE FROM LOCAL SOURCES	.00	.00	.00	.00
OTHER RECEIPTS				
SALE OR COMP FOR LOSS OF ASSETS				
5311 SALE OF LAND & IMPROVEMENTS	.00	.00	.00	.00
5331 SALE OF BUILDINGS	.00	.00	.00	.00
5341 SALE OF EQUIPMENT ETC	.00	.00	.00	.00
TOTAL SALE OR COMP FOR LOSS OF ASSETS	.00	.00	.00	.00
TOTAL OTHER RECEIPTS	.00	.00	.00	.00
TOTAL RECEIPTS	.00	.00	.00	.00
TOTAL REVENUE	.00	.00	.00	.00

BOURBON COUNTY SCHOOL DISTRICT



MONTHLY REPORT - FY 2026 Period 9

GOVERNMENTAL ASSETS (8)	MONTH TO DATE	YEAR TO DATE	BUDGET APPROP	AVAILABLE BUDGET
EXPENDITURES				
1000 INSTRUCTION				
0700 PROPERTY	.00	.00	.00	.00
TOTAL 1000 INSTRUCTION	.00	.00	.00	.00
2100 STUDENT SUPPORT SERVICES				
0700 PROPERTY	.00	.00	.00	.00
TOTAL 2100 STUDENT SUPPORT SERVICES	.00	.00	.00	.00
2200 INSTRUCTIONAL STAFF SUPP SERV				
0700 PROPERTY	.00	.00	.00	.00
TOTAL 2200 INSTRUCTIONAL STAFF SUPP SERV	.00	.00	.00	.00
2300 DISTRICT ADMIN SUPPORT				
0700 PROPERTY	.00	.00	.00	.00
TOTAL 2300 DISTRICT ADMIN SUPPORT	.00	.00	.00	.00
2400 SCHOOL ADMIN SUPPORT				
0700 PROPERTY	.00	.00	.00	.00
TOTAL 2400 SCHOOL ADMIN SUPPORT	.00	.00	.00	.00
2500 BUSINESS SUPPORT SERVICES				
0700 PROPERTY	.00	.00	.00	.00
TOTAL 2500 BUSINESS SUPPORT SERVICES	.00	.00	.00	.00
2600 PLANT OPERATIONS AND MAINTENANCE				
0700 PROPERTY	.00	.00	.00	.00
TOTAL 2600 PLANT OPERATIONS AND MAINTENANCE	.00	.00	.00	.00
2700 STUDENT TRANSPORTATION				

BOURBON COUNTY SCHOOL DISTRICT



MONTHLY REPORT - FY 2026 Period 9

GOVERNMENTAL ASSETS (8)	MONTH TO DATE	YEAR TO DATE	BUDGET APPROP	AVAILABLE BUDGET
0700 PROPERTY	.00	.00	.00	.00
TOTAL 2700 STUDENT TRANSPORTATION	.00	.00	.00	.00
3300 COMMUNITY SERVICES				
0700 PROPERTY	.00	.00	.00	.00
TOTAL 3300 COMMUNITY SERVICES	.00	.00	.00	.00
TOTAL EXPENDITURES	.00	.00	.00	.00
TOTAL FOR GOVERNMENTAL ASSETS (8)	.00	.00	.00	.00

BOURBON COUNTY SCHOOL DISTRICT



MONTHLY REPORT - FY 2026 Period 9

FOOD SERVICE ASSETS (81)	MONTH TO DATE	YEAR TO DATE	BUDGET APPROP	AVAILABLE BUDGET
REVENUES				
RECEIPTS				
REVENUE FROM LOCAL SOURCES				
OTHER REVENUE FROM LOCAL SOURCES				
1930 GAIN/LOSS ON SALE OF ASSET	.00	.00	.00	.00
TOTAL OTHER REVENUE FROM LOCAL SOURCES	.00	.00	.00	.00
TOTAL REVENUE FROM LOCAL SOURCES	.00	.00	.00	.00
TOTAL RECEIPTS	.00	.00	.00	.00
TOTAL REVENUE	.00	.00	.00	.00

BOURBON COUNTY SCHOOL DISTRICT



MONTHLY REPORT - FY 2026 Period 9

FOOD SERVICE ASSETS (81)	MONTH TO DATE	YEAR TO DATE	BUDGET APPROP	AVAILABLE BUDGET
EXPENDITURES				
3100 FOOD SERVICE OPERATION				
0700 PROPERTY	.00	.00	.00	.00
TOTAL 3100 FOOD SERVICE OPERATION	.00	.00	.00	.00
TOTAL EXPENDITURES	.00	.00	.00	.00
TOTAL FOR FOOD SERVICE ASSETS (81)	.00	.00	.00	.00

MONTHLY REPORT - FY 2026 Period 9
REPORT OPTIONS

Fiscal Year/Period for reports 2026 9
Include page break between funds? Y
Include expenditure detail? N
Include Percent Used? N
Include Last FY Actuals?
 Thru (P)eriod or (T)otal for Year N
Include Prior FY 2 Actuals? N
Include Encumbrances? N

** END OF REPORT - Generated by MICHAEL SWEARINGEN **