

**ALLEN COUNTY - SCOTTSVILLE HIGH
School Activity Fund
Financial Report**

From Date:	3/1/2026
To Date:	03/31/2026


	Beg. Bal.	Recpt/JV	Disb/JV	Trans In.	Trans Out.	End. Bal
990 Petty Cash	\$0.00	\$0.00	\$0.00	\$0.00	\$0.00	\$0.00
991 Cash on Hand	\$0.00	\$23,013.99	\$0.00	\$0.00	(\$23,013.99)	\$0.00
* 992 Checking	\$275,511.24	\$2,519.92	\$(23,220.82)	\$23,013.99	\$0.00	\$277,824.33
993 Savings	\$0.00	\$0.00	\$0.00	\$0.00	\$0.00	\$0.00
994 Investments	\$0.00	\$0.00	\$0.00	\$0.00	\$0.00	\$0.00
	<u>\$275,511.24</u>	<u>\$25,533.91</u>	<u>\$(23,220.82)</u>	<u>\$23,013.99</u>	<u>(\$23,013.99)</u>	<u>\$277,824.33 *</u>

Beginning Ledger Balance:	\$275,511.24
Add: Receipts + Transfer In:	<u>\$48,547.90</u>
Sub-Total:	\$324,059.14
Less: Expenditures + Trans Out	(\$46,234.81)
Ending Ledger Balance *	<u>\$277,824.33</u>

Balance per Bank Statement:	\$294,699.69
Ending Balance Other GL Accounts:	\$0.00
Add: Deposits in Transit:	<u>\$0.00</u>
Sub Total:	\$294,699.69
Less Outstanding Checks	\$16,875.36
Actual Cash Balance *	<u>\$277,824.33</u>

*** These three numbers must agree.**

The above information is a true statement of the financial condition of the various activity accounts of this school.



Principal

4/15/26

Date



Central Fund Treasurer

4/15/26

Date

ALLEN COUNTY - SCOTTSVILLE HIGH
School Activity Fund
Financial Report

From Date:	3/1/2026
To Date:	03/31/2026

<u>Acct</u>	<u>Activity Account</u>	<u>Beq. Bal.</u>	<u>Recpt/JV</u>	<u>Disb/JV</u>	<u>Transfer In</u>	<u>Transfer Out</u>	<u>End. Bal.</u>
0	No Activity Account	\$0.00	\$0.00	\$ 0.00	\$0.00	\$0.00	\$0.00
	Group Total:	\$0.00	\$0.00	\$ 0.00	\$0.00	\$0.00	\$0.00
101	General	\$92,238.53	\$962.25	\$(110.00)	\$0.00	\$0.00	\$93,090.78
	Group Total:	\$92,238.53	\$962.25	\$(110.00)	\$0.00	\$0.00	\$93,090.78
102	Boys Basketball	(\$120.46)	\$45.00	\$ 0.00	\$0.00	\$0.00	(\$75.46)
	Group Total:	(\$120.46)	\$45.00	\$ 0.00	\$0.00	\$0.00	(\$75.46)
103	Girls Basketball	\$1,813.23	\$3,490.40	\$(159.90)	\$0.00	\$0.00	\$5,143.73
	Group Total:	\$1,813.23	\$3,490.40	\$(159.90)	\$0.00	\$0.00	\$5,143.73
104	Football	\$10,540.30	\$0.00	\$(230.00)	\$0.00	\$0.00	\$10,310.30
	Group Total:	\$10,540.30	\$0.00	\$(230.00)	\$0.00	\$0.00	\$10,310.30
105	Baseball	\$0.00	\$0.00	\$ 0.00	\$0.00	\$0.00	\$0.00
	Group Total:	\$0.00	\$0.00	\$ 0.00	\$0.00	\$0.00	\$0.00
107	Annual	\$27,939.98	\$1,910.00	\$ 0.00	\$0.00	\$0.00	\$29,849.98
	Group Total:	\$27,939.98	\$1,910.00	\$ 0.00	\$0.00	\$0.00	\$29,849.98
109	Academic Team	\$1,621.29	\$815.21	\$(70.00)	\$0.00	\$0.00	\$2,366.50
	Group Total:	\$1,621.29	\$815.21	\$(70.00)	\$0.00	\$0.00	\$2,366.50
111	Beta	\$3,491.47	\$462.34	\$(3,258.72)	\$0.00	\$0.00	\$695.09
	Group Total:	\$3,491.47	\$462.34	\$(3,258.72)	\$0.00	\$0.00	\$695.09
112	Black Heritage	\$743.86	\$0.00	\$ 0.00	\$0.00	\$0.00	\$743.86
	Group Total:	\$743.86	\$0.00	\$ 0.00	\$0.00	\$0.00	\$743.86
113	Cheerleaders	\$57.08	\$0.00	\$ 0.00	\$0.00	\$0.00	\$57.08
	Group Total:	\$57.08	\$0.00	\$ 0.00	\$0.00	\$0.00	\$57.08
115	Chorus	\$8.19	\$0.00	\$ 0.00	\$0.00	\$0.00	\$8.19
	Group Total:	\$8.19	\$0.00	\$ 0.00	\$0.00	\$0.00	\$8.19
119	English	\$68.08	\$0.00	\$ 0.00	\$0.00	\$0.00	\$68.08
	Group Total:	\$68.08	\$0.00	\$ 0.00	\$0.00	\$0.00	\$68.08
120	Faculty Concession	(\$39.21)	\$78.41	\$(239.10)	\$0.00	\$0.00	(\$199.90)
	Group Total:	(\$39.21)	\$78.41	\$(239.10)	\$0.00	\$0.00	(\$199.90)
121	FFA	\$4,472.54	\$606.00	\$(572.50)	\$0.00	\$0.00	\$4,506.04
	Group Total:	\$4,472.54	\$606.00	\$(572.50)	\$0.00	\$0.00	\$4,506.04
122	FCCLA	(\$189.41)	\$1,070.00	\$(850.00)	\$0.00	\$0.00	\$30.59
	Group Total:	(\$189.41)	\$1,070.00	\$(850.00)	\$0.00	\$0.00	\$30.59
125	Family & Consumer Scier	\$1,150.00	\$15.00	\$(66.60)	\$0.00	\$0.00	\$1,098.40
	Group Total:	\$1,150.00	\$15.00	\$(66.60)	\$0.00	\$0.00	\$1,098.40
129	Library	\$1,641.85	\$0.00	\$ 0.00	\$0.00	\$0.00	\$1,641.85
	Group Total:	\$1,641.85	\$0.00	\$ 0.00	\$0.00	\$0.00	\$1,641.85
131	Math	\$0.00	\$0.00	\$ 0.00	\$0.00	\$0.00	\$0.00
	Group Total:	\$0.00	\$0.00	\$ 0.00	\$0.00	\$0.00	\$0.00
132	Pep Club	\$2,301.17	\$0.00	\$(557.04)	\$0.00	\$0.00	\$1,744.13
	Group Total:	\$2,301.17	\$0.00	\$(557.04)	\$0.00	\$0.00	\$1,744.13
134	Prom	\$16,074.35	\$0.00	\$(2,694.91)	\$0.00	\$0.00	\$13,379.44

School Activity Fund
Financial Report

From Date:	3/1/2026
To Date:	03/31/2026

Acct	Activity Account	Beq. Bal.	Recpt/JV	Disb/JV	Transfer In	Transfer Out	End. Bal.
	Group Total:	\$16,074.35	\$0.00	\$(2,694.91)	\$0.00	\$0.00	\$13,379.44
137	Science	\$164.39	\$0.00	\$ 0.00	\$0.00	\$0.00	\$164.39
	Group Total:	\$164.39	\$0.00	\$ 0.00	\$0.00	\$0.00	\$164.39
138	Seniors	\$3,090.00	\$1,345.00	\$ 0.00	\$0.00	\$0.00	\$4,435.00
	Group Total:	\$3,090.00	\$1,345.00	\$ 0.00	\$0.00	\$0.00	\$4,435.00
141	Spanish Club	\$0.00	\$0.00	\$ 0.00	\$0.00	\$0.00	\$0.00
	Group Total:	\$0.00	\$0.00	\$ 0.00	\$0.00	\$0.00	\$0.00
142	Spanish	\$230.82	\$0.00	\$ 0.00	\$0.00	\$0.00	\$230.82
	Group Total:	\$230.82	\$0.00	\$ 0.00	\$0.00	\$0.00	\$230.82
145	Special Education	\$0.00	\$0.00	\$ 0.00	\$0.00	\$0.00	\$0.00
	Group Total:	\$0.00	\$0.00	\$ 0.00	\$0.00	\$0.00	\$0.00
146	Track	\$66.46	\$0.00	\$ 0.00	\$0.00	\$0.00	\$66.46
	Group Total:	\$66.46	\$0.00	\$ 0.00	\$0.00	\$0.00	\$66.46
147	^Drivers Education	\$0.00	\$0.00	\$ 0.00	\$0.00	\$0.00	\$0.00
	Group Total:	\$0.00	\$0.00	\$ 0.00	\$0.00	\$0.00	\$0.00
150	Cross Country	\$203.90	\$0.00	\$ 0.00	\$0.00	\$0.00	\$203.90
	Group Total:	\$203.90	\$0.00	\$ 0.00	\$0.00	\$0.00	\$203.90
151	FCA	\$403.95	\$0.00	\$(164.68)	\$0.00	\$0.00	\$239.27
	Group Total:	\$403.95	\$0.00	\$(164.68)	\$0.00	\$0.00	\$239.27
153	Softball	\$317.09	\$0.00	\$ 0.00	\$0.00	\$0.00	\$317.09
	Group Total:	\$317.09	\$0.00	\$ 0.00	\$0.00	\$0.00	\$317.09
155	Tennis	\$876.41	\$550.00	\$ 0.00	\$0.00	\$0.00	\$1,426.41
	Group Total:	\$876.41	\$550.00	\$ 0.00	\$0.00	\$0.00	\$1,426.41
156	Literary Club	\$161.80	\$0.00	\$ 0.00	\$0.00	\$0.00	\$161.80
	Group Total:	\$161.80	\$0.00	\$ 0.00	\$0.00	\$0.00	\$161.80
158	Regional Tournament	\$0.00	\$0.00	\$ 0.00	\$0.00	\$0.00	\$0.00
	Group Total:	\$0.00	\$0.00	\$ 0.00	\$0.00	\$0.00	\$0.00
159	Student Concessions	\$3,036.20	\$51.00	\$ 0.00	\$0.00	\$0.00	\$3,087.20
	Group Total:	\$3,036.20	\$51.00	\$ 0.00	\$0.00	\$0.00	\$3,087.20
163	District Tournament	\$0.00	\$0.00	\$ 0.00	\$0.00	\$0.00	\$0.00
	Group Total:	\$0.00	\$0.00	\$ 0.00	\$0.00	\$0.00	\$0.00
167	Art Club	\$0.00	\$0.00	\$ 0.00	\$0.00	\$0.00	\$0.00
	Group Total:	\$0.00	\$0.00	\$ 0.00	\$0.00	\$0.00	\$0.00
173	Patriot Pride	\$1,626.34	\$0.00	\$ 0.00	\$0.00	\$0.00	\$1,626.34
	Group Total:	\$1,626.34	\$0.00	\$ 0.00	\$0.00	\$0.00	\$1,626.34
175	GIRLS Volleyball	\$(1,476.01)	\$150.00	\$ 0.00	\$0.00	\$0.00	\$(1,326.01)
	Group Total:	\$(1,476.01)	\$150.00	\$ 0.00	\$0.00	\$0.00	\$(1,326.01)
177	Athletic Director	\$1,793.26	\$0.00	\$(191.23)	\$0.00	\$0.00	\$1,602.03
	Group Total:	\$1,793.26	\$0.00	\$(191.23)	\$0.00	\$0.00	\$1,602.03
178	Guidance	\$1,405.44	\$114.00	\$ 0.00	\$0.00	\$0.00	\$1,519.44
	Group Total:	\$1,405.44	\$114.00	\$ 0.00	\$0.00	\$0.00	\$1,519.44

School Activity Fund
Financial Report

From Date:	3/1/2026
To Date:	03/31/2026

Acct	Activity Account	Beq. Bal.	Recpt/JV	Disb/JV	Transfer In	Transfer Out	End. Bal.
181	History Club	\$935.82	\$0.00	\$ 0.00	\$0.00	\$0.00	\$935.82
	Group Total:	\$935.82	\$0.00	\$ 0.00	\$0.00	\$0.00	\$935.82
183	Associate Athletics	\$5,548.14	\$0.00	\$ 0.00	\$0.00	\$(400.00)	\$5,148.14
	Group Total:	\$5,548.14	\$0.00	\$ 0.00	\$0.00	\$(400.00)	\$5,148.14
185	Drama	\$7,512.72	\$0.00	\$ 0.00	\$0.00	\$0.00	\$7,512.72
	Group Total:	\$7,512.72	\$0.00	\$ 0.00	\$0.00	\$0.00	\$7,512.72
187	Science Olympiad	\$29.04	\$0.00	\$ 0.00	\$0.00	\$0.00	\$29.04
	Group Total:	\$29.04	\$0.00	\$ 0.00	\$0.00	\$0.00	\$29.04
191	Faculty Flower Fund	(\$95.72)	\$0.00	\$(223.65)	\$0.00	\$0.00	(\$319.37)
	Group Total:	(\$95.72)	\$0.00	\$(223.65)	\$0.00	\$0.00	(\$319.37)
193	Swim	\$4,568.91	\$0.00	\$(359.00)	\$0.00	\$0.00	\$4,209.91
	Group Total:	\$4,568.91	\$0.00	\$(359.00)	\$0.00	\$0.00	\$4,209.91
195	ROTC	\$14,697.17	\$0.00	\$(955.00)	\$0.00	\$0.00	\$13,742.17
	Group Total:	\$14,697.17	\$0.00	\$(955.00)	\$0.00	\$0.00	\$13,742.17
197	Fishing Team	\$17.93	\$0.00	\$ 0.00	\$0.00	\$0.00	\$17.93
	Group Total:	\$17.93	\$0.00	\$ 0.00	\$0.00	\$0.00	\$17.93
198	Greenhouse/Floral	\$11,666.94	\$851.00	\$(2,030.45)	\$0.00	\$0.00	\$10,487.49
	Group Total:	\$11,666.94	\$851.00	\$(2,030.45)	\$0.00	\$0.00	\$10,487.49
199	Ag. Shop	\$9,323.30	\$503.55	\$ 0.00	\$0.00	\$0.00	\$9,826.85
	Group Total:	\$9,323.30	\$503.55	\$ 0.00	\$0.00	\$0.00	\$9,826.85
201	Musical/Performing Arts	\$11,144.41	\$395.00	\$(2,235.09)	\$0.00	\$0.00	\$9,304.32
	Group Total:	\$11,144.41	\$395.00	\$(2,235.09)	\$0.00	\$0.00	\$9,304.32
205	Soccer	\$0.00	\$0.00	\$ 0.00	\$0.00	\$0.00	\$0.00
	Group Total:	\$0.00	\$0.00	\$ 0.00	\$0.00	\$0.00	\$0.00
206	Art Department	\$815.53	\$0.00	\$ 0.00	\$0.00	\$0.00	\$815.53
	Group Total:	\$815.53	\$0.00	\$ 0.00	\$0.00	\$0.00	\$815.53
207	Boys Golf	\$696.40	\$0.00	\$ 0.00	\$0.00	\$0.00	\$696.40
	Group Total:	\$696.40	\$0.00	\$ 0.00	\$0.00	\$0.00	\$696.40
208	Girls Golf	\$1,574.23	\$0.00	\$ 0.00	\$0.00	\$0.00	\$1,574.23
	Group Total:	\$1,574.23	\$0.00	\$ 0.00	\$0.00	\$0.00	\$1,574.23
209	Archery Club	\$1,760.20	\$810.00	\$(1,140.00)	\$400.00	\$0.00	\$1,830.20
	Group Total:	\$1,760.20	\$810.00	\$(1,140.00)	\$400.00	\$0.00	\$1,830.20
211	Environmental Club	\$2,354.35	\$0.00	\$ 0.00	\$0.00	\$0.00	\$2,354.35
	Group Total:	\$2,354.35	\$0.00	\$ 0.00	\$0.00	\$0.00	\$2,354.35
213	DAF Instruction-Sweep	\$0.00	\$0.00	\$ 0.00	\$0.00	\$0.00	\$0.00
	Group Total:	\$0.00	\$0.00	\$ 0.00	\$0.00	\$0.00	\$0.00
214	DAF Athletics-Sweep	\$0.00	\$872.60	\$(872.60)	\$0.00	\$0.00	\$0.00
	Group Total:	\$0.00	\$872.60	\$(872.60)	\$0.00	\$0.00	\$0.00
216	ACSHS Class Night	\$1,114.48	\$0.00	\$ 0.00	\$0.00	\$0.00	\$1,114.48
	Group Total:	\$1,114.48	\$0.00	\$ 0.00	\$0.00	\$0.00	\$1,114.48
217	21st CCLC	\$29.78	\$0.00	\$ 0.00	\$0.00	\$0.00	\$29.78

School Activity Fund
Financial Report

From Date:	3/1/2026
To Date:	03/31/2026



Acct	Activity Account	Beg. Bal.	Recpt/JV	Disb/JV	Transfer In	Transfer Out	End. Bal.
	Group Total:	\$29.78	\$0.00	\$ 0.00	\$0.00	\$0.00	\$29.78
218	Auto Mechanics	\$3,240.91	\$158.00	\$ 0.00	\$165.00	\$0.00	\$3,563.91
	Group Total:	\$3,240.91	\$158.00	\$ 0.00	\$165.00	\$0.00	\$3,563.91
219	DECA	\$3,239.22	\$706.00	\$ 0.00	\$0.00	\$0.00	\$3,945.22
	Group Total:	\$3,239.22	\$706.00	\$ 0.00	\$0.00	\$0.00	\$3,945.22
220	Drafting	\$0.00	\$0.00	\$ 0.00	\$0.00	\$0.00	\$0.00
	Group Total:	\$0.00	\$0.00	\$ 0.00	\$0.00	\$0.00	\$0.00
221	FBLA	\$683.08	\$2,206.00	\$(2,115.69)	\$0.00	\$0.00	\$773.39
	Group Total:	\$683.08	\$2,206.00	\$(2,115.69)	\$0.00	\$0.00	\$773.39
222	HOSA	\$966.89	\$0.00	\$ 0.00	\$0.00	\$0.00	\$966.89
	Group Total:	\$966.89	\$0.00	\$ 0.00	\$0.00	\$0.00	\$966.89
223	Industrial Maintenance	\$1,325.28	\$1,600.00	\$ 0.00	\$0.00	\$0.00	\$2,925.28
	Group Total:	\$1,325.28	\$1,600.00	\$ 0.00	\$0.00	\$0.00	\$2,925.28
224	Patriot Printing Press	\$147.02	\$0.00	\$ 0.00	\$0.00	\$0.00	\$147.02
	Group Total:	\$147.02	\$0.00	\$ 0.00	\$0.00	\$0.00	\$147.02
225	Skills USA	\$569.77	\$706.00	\$(239.56)	\$0.00	\$(165.00)	\$871.21
	Group Total:	\$569.77	\$706.00	\$(239.56)	\$0.00	\$(165.00)	\$871.21
226	Welding	\$2,551.11	\$0.00	\$ 0.00	\$0.00	\$0.00	\$2,551.11
	Group Total:	\$2,551.11	\$0.00	\$ 0.00	\$0.00	\$0.00	\$2,551.11
227	Patriot Designs	\$209.00	\$0.00	\$ 0.00	\$0.00	\$0.00	\$209.00
	Group Total:	\$209.00	\$0.00	\$ 0.00	\$0.00	\$0.00	\$209.00
229	Student Government Ass	\$3,821.92	\$0.00	\$(3,338.50)	\$0.00	\$0.00	\$483.42
	Group Total:	\$3,821.92	\$0.00	\$(3,338.50)	\$0.00	\$0.00	\$483.42
230	Mock trial Team	\$552.22	\$0.00	\$ 0.00	\$0.00	\$0.00	\$552.22
	Group Total:	\$552.22	\$0.00	\$ 0.00	\$0.00	\$0.00	\$552.22
231	MSD	\$621.00	\$0.00	\$ 0.00	\$0.00	\$0.00	\$621.00
	Group Total:	\$621.00	\$0.00	\$ 0.00	\$0.00	\$0.00	\$621.00
232	Engineering Design	\$695.52	\$0.00	\$ 0.00	\$0.00	\$0.00	\$695.52
	Group Total:	\$695.52	\$0.00	\$ 0.00	\$0.00	\$0.00	\$695.52
233	Technology Student Assc	\$0.00	\$0.00	\$ 0.00	\$0.00	\$0.00	\$0.00
	Group Total:	\$0.00	\$0.00	\$ 0.00	\$0.00	\$0.00	\$0.00
234	Commentary Club	\$225.00	\$0.00	\$ 0.00	\$0.00	\$0.00	\$225.00
	Group Total:	\$225.00	\$0.00	\$ 0.00	\$0.00	\$0.00	\$225.00
235	GIRLS SOCCER	(\$1,910.00)	\$1,910.00	\$ 0.00	\$0.00	\$0.00	\$0.00
	Group Total:	(\$1,910.00)	\$1,910.00	\$ 0.00	\$0.00	\$0.00	\$0.00
236	BOYS SOCCER	\$250.00	\$0.00	\$ 0.00	\$0.00	\$0.00	\$250.00
	Group Total:	\$250.00	\$0.00	\$ 0.00	\$0.00	\$0.00	\$250.00
237	MARKETING	\$273.79	\$0.00	\$ 0.00	\$0.00	\$0.00	\$273.79
	Group Total:	\$273.79	\$0.00	\$ 0.00	\$0.00	\$0.00	\$273.79
238	START-UP	(\$1,900.00)	\$0.00	\$ 0.00	\$0.00	\$0.00	(\$1,900.00)
	Group Total:	(\$1,900.00)	\$0.00	\$ 0.00	\$0.00	\$0.00	(\$1,900.00)

ALLEN COUNTY - SCOTTSVILLE HIGH
School Activity Fund
Financial Report

From Date:	3/1/2026
To Date:	03/31/2026

Acct	Activity Account	Beg. Bal.	Recpt/JV	Disb/JV	Transfer In	Transfer Out	End. Bal.
239	Culinary	\$1,911.40	\$370.00	\$(367.39)	\$0.00	\$0.00	\$1,914.01
	Group Total:	\$1,911.40	\$370.00	\$(367.39)	\$0.00	\$0.00	\$1,914.01
240	Educator's Rising	\$370.00	\$0.00	\$ 0.00	\$0.00	\$0.00	\$370.00
	Group Total:	\$370.00	\$0.00	\$ 0.00	\$0.00	\$0.00	\$370.00
241	Patriot Place	\$9,020.60	\$2,081.15	\$(171.22)	\$0.00	\$0.00	\$10,930.53
	Group Total:	\$9,020.60	\$2,081.15	\$(171.22)	\$0.00	\$0.00	\$10,930.53
242	Badminton Club	\$77.79	\$0.00	\$ 0.00	\$0.00	\$0.00	\$77.79
	Group Total:	\$77.79	\$0.00	\$ 0.00	\$0.00	\$0.00	\$77.79
243	Patriot Academy	\$0.00	\$0.00	\$ 0.00	\$0.00	\$0.00	\$0.00
	Group Total:	\$0.00	\$0.00	\$ 0.00	\$0.00	\$0.00	\$0.00
244	BOYS VOLLEYBALL	(\$919.42)	\$610.00	\$ 0.00	\$0.00	\$0.00	(\$309.42)
	Group Total:	(\$919.42)	\$610.00	\$ 0.00	\$0.00	\$0.00	(\$309.42)
245	STEM Hub	\$335.00	\$0.00	\$(7.99)	\$0.00	\$0.00	\$327.01
	Group Total:	\$335.00	\$0.00	\$(7.99)	\$0.00	\$0.00	\$327.01
246	DANCE TEAM	(\$252.38)	\$90.00	\$ 0.00	\$0.00	\$0.00	(\$162.38)
	Group Total:	(\$252.38)	\$90.00	\$ 0.00	\$0.00	\$0.00	(\$162.38)
247	CONSTRUCTION SHOP	\$0.00	\$0.00	\$ 0.00	\$0.00	\$0.00	\$0.00
	Group Total:	\$0.00	\$0.00	\$ 0.00	\$0.00	\$0.00	\$0.00
Grand Total:		\$275,511.24	\$25,533.91	\$(23,220.82)	\$565.00	\$(565.00)	\$277,824.33

I have reviewed the above ledger report and attached reports for the current month. I find them accurate and complete to the best of my knowledge.

Bookkeeper:  Date: 4/15/26
 Principal:  Date: 4/15/26

Bank Reconciliation Report

Checking Account

992

Date From 3/1/2026
Date to 03/31/2026

Ending Balance on Statement Dated : 03/31/2026	\$294,699.69
Outstanding Deposits (Bank Deposits) -> +	\$0.00
Less Outstanding Checks:	\$16,875.36
Cash Balance as of : 03/31/2026	<u>\$277,824.33 ***</u>

Cash Balance for Checking as of 3/1/2026	\$275,511.24
Add: Total Deposits (Bank Deposits):	\$25,533.91
Less: Total Checks and Withdrawals:	(\$23,220.82)
Computer Cash Balance as of : 03/31/2026	<u>\$277,824.33 ***</u>

Summary of Asset Accounts

Gl Acct	Account Name	Begin Bal	Recpt/JV	Disb/JV	Transfer	End Bal.
990	Petty Cash	\$0.00	\$0.00	\$0.00	\$0.00	\$0.00
991	Cash on Hand	\$0.00	\$23,013.99	\$0.00	(\$23,013.99)	\$0.00
992	Checking	\$275,511.24	\$2,519.92	(\$23,220.82)	\$23,013.99	\$277,824.33 ***
993	Savings	\$0.00	\$0.00	\$0.00	\$0.00	\$0.00
994	Investments	\$0.00	\$0.00	\$0.00	\$0.00	\$0.00
Grand Total		\$275,511.24	\$25,533.91	(\$23,220.82)	\$0.00	\$277,824.33

I have reviewed the above ledger report and attached reports for the current month. I find them accurate and complete to the best of my knowledge.

Bookkeeper: [Signature] Date: 4/15/26
Principal: [Signature] Date: 4/16/26

*** Entries Must Match