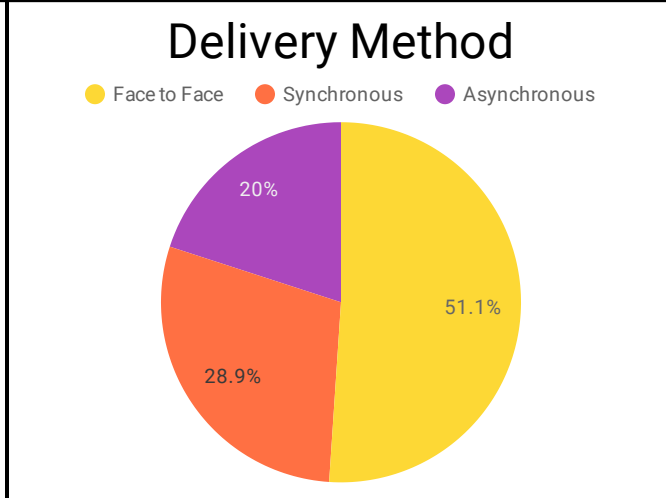
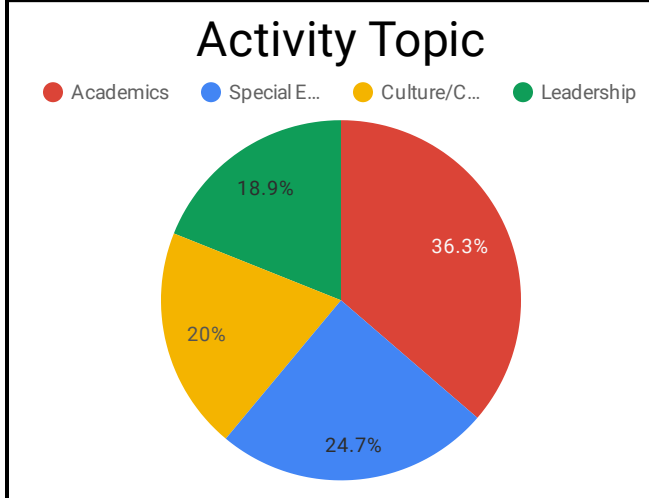




Connect, Grow and Serve Log

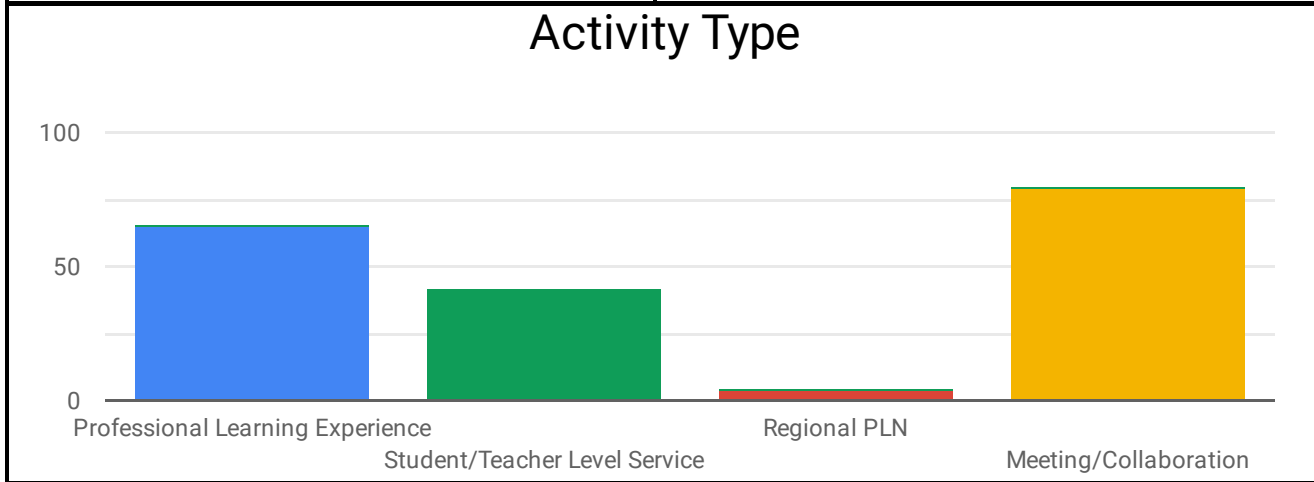
Mar 1, 2026 - Mar 31, 2026		Select Activity Type	Select NKCES Staff
		Select Activity Topic	Select NKCES Staff Role

Total Activities 190	NKCES Led Activities 145	NKCES Partnered Activities 35	NKCES Attended Activities 10	Total Educators Served 2,712	Total Students Served 815
--------------------------------	------------------------------------	---	--	--	-------------------------------------



PLNs Met

PLN	# of Times Met
Instructional Coaches	2
Arts & Humanities	1
Assistive Technology	1



Activities Attended by School District

Beechwood	Boone	Campbell	Covington	Erlanger	Ft. Thomas	Greenup	Lewis	Mason	Owen	Southgate	Williamstown
21	55	24	47	19	32	5	1	4	10	19	9
Bellevue	Bracken	Carroll	Dayton	Fleming	Grant	Kenton	Ludlow	Newport	Pendleton	Walton-Verona	RSP
15	10	12	12	6	24	67	11	28	39	22	12