

Field Trip Planning Form

This form is to be used when students take any trip off campus for school purposes.

School: Camp Ernst Middle School Grade(s): 7/8 Class/Activity Group/Team: School trip
 Teacher/Sponsor/Coach: Phillip Jordan Cell Phone Number: 513-417-5644
 Person trained with current medication administration training CPR/FA/AED credential: Phillip Jordan

Destination Venue, Location and State: Chicago, IL

Trip Location Contact Person: World Strides Phone Number: 434-326-9992

Teachers: 6 # Students: 80 # Chaperones: 15 Adult/Student Ratio: ~1:4

Date(s) & Times	Cost	Transportation
Departure Date: <u>3/17/27</u> Time: <u>6:00 am</u> AM/PM	Total Cost: \$ <u>1049.00</u> Funding Source: <u>on their own</u>	<input type="checkbox"/> District Bus/Van <input checked="" type="checkbox"/> Charter Bus: World Stride provide with cost
Return Date: <u>3/19/27</u> Time: <u>11:00pm</u> AM/PM	Fee to be assessed to students: \$ <u>1049 -</u> <small>Attach Student Activity Cost Form 09.15 AP.23</small>	Approved Bid – Company Name <input type="checkbox"/> Other: _____ <small>Attach a copy of Charter Bus Contract.</small>
Meals	At school prior to departure <input type="checkbox"/> Student Packed <input type="checkbox"/> Location where packed lunches will be School Cafeteria Packed <input type="checkbox"/> Consumed: <u>Students will be given mee</u>	
	Student Purchase Restaurant <input type="checkbox"/> (Name and location of each stop)	Name & Location: <u>Chicago</u> Name & Location:
Over Night	Date: <u>3/17/27-3/19/27</u>	Lodging: <u>Hampton Inn Chicago</u>
	Date:	Lodging:

Trip Purpose and Core Content/learning targets: Students will travel to several science and history musuems (content

Special Student Circumstances: Review rosters for students who require handicapped accessibility, students not participating, other: NA

If any medication is listed on the parent permission form, someone must be identified and trained to administer medications. Consult with the school nurse to see who is permitted to give routine and/or emergency medications in the state(s) where the trip is planned. This form may not be submitted to Central Office for Board consideration until you have listed who will be administering all medications and the nurse has ensured that they are trained and authorized.

Name of trained administrator(s) of routine and emergency medications: Phillip Jordan

School Nurse Initials: TB for verification that medications administrator listed above received training.

Due Date: 3/18/27 to turn in Roster and completed Parent Permission Slips for nurse's final review.

The following items have been completed or are in process. (Teacher/Sponsor/Coach must initial below)

- NA I have viewed the field trip video for teachers/sponsors/coaches found on the district website.
- PJ I have attached an anticipated Trip Itinerary.
- PJ I have evaluated the trip site for potential hazards/special requirements.
- PJ I have an event-specific emergency action plan for the trip site and will distribute to all personnel attending the event in an official capacity.
- PJ Funds have been secured for indigent students.
- PJ If needed, background checks for chaperone approval have been initiated.
- PJ Plans have been made for students who currently have medication orders on file at the school, to receive routing medications (trained employee for KY trips and states where approved, nurse, or parent attending):

Teacher/Sponsor/Coach Signature:  Date: 2-20-26

School-Related Student Trip Request Form

**EVENT SPECIFIC EMERGENCY ACTION PLAN (EAP)
FOR ATHLETIC AND NONATHLETIC EVENT HELD OFF-CAMPUS**

Destination/Venue: Chicago, IL

Venue Address: VARIOUS Chicago locations... see attachment

Person or email contacted at venue to discuss EAP: Lauren Coates

Position/Title of person contacted: Travel Guide

Date (s) of contact: 1/27/26, 3/26/26

Is there an Automatic External Defibrillator (AED) on site? yes no? Is it regularly maintained? yes no? If yes, where is it located? See attached

Does venue have an emergency response team (ERT) yes no?

Process to request AED and/or ERT if needed at the scene: I will carry one at all times - call emergency numbers listed for locations or 911

Will a portable AED be taken from school on this trip? yes no? If yes, who will be responsible for oversight and location of AED? Phillip Jordan

Is any other assigned emergency equipment available on field trip? yes no

If so, list location of equipment _____

The school personnel or volunteer attending in an official capacity who is in charge of the student is responsible for the main components of the EAP.

The main components of this Cardiac Emergency Action Plan that need to be communicated include:

- Location of AEDs.
- If possible, how to gain access.
- Steps that must be taken quickly to initiate the chain of survival.
 - Recognition of a sudden cardiac arrest event (assume cardiac arrest in anyone who is collapsed and unresponsive and not breathing).
 - Call 911 using cell phone or other means of communication.
 - Begin Hands-Only CPR (push hard and fast in center of chest about 100 times/minute).
 - Retrieve and use the nearest AED.
 - Continuing supporting the victim until the local EMS arrives and takes over care; and
 - Direct EMS to the scene.

APPROVAL SIGNATURES REQUIRED

○ CHECK ALL BOXES BELOW THAT APPLY TO THIS TRIP REQUEST AND SECURE ALL REQUIRED SIGNATURES

○ Principal: Stephanie A. [Signature] Date: 8/23/20

○ Required for all trips.

○ Superintendent/Designee: _____ Date: _____

○ Overnight Trips

○ Board of Education: _____ Meeting Date: _____

○ Submit forms to Superintendent/Designee for review and submission to the Board for approval.

○ Travel outside the Tri-State area of KY, OH, IN

○ Common Carrier contract including cost.

○ Common Carrier Transportation. Reason for using a Charter Bus/Plane: _____

○ All field trip forms requiring Board approval must be completed and submitted by Deadline for next Board meeting.



CHICAGO, IL

DEPART DATE: 3/17/2027
 RETURN DATE: 3/19/2027
 EARLY BIRD TRIP PRICE* \$999

* Valid through 6/30/2026
 * \$50 account credit if registered within four days of the informational meeting.

YOUR DAY-BY-DAY ADVENTURE

DAY 1

Arrive in Chicago

Meet your WorldStrides representative and begin your once-in-a-lifetime experience!

Water Tower This structure was the only public building to survive the Great Chicago Fire of 1871! As such, it has become a symbol of old Chicago and the city's recovery from the fire.

Navy Pier Continue your adventure of one of the most exciting cities in the U.S. with a stroll down Navy Pier. This iconic structure is Chicago's main attraction and stretches more than 3,000 feet from the Chicago shoreline across Lake Michigan. Peruse the many shops, restaurants, and attractions of this historic place.

Lunch (on the pier)

Lincoln Park Zoo Get a first-hand look of wildlife at this zoo whose humble beginnings included simply a pair of swans in 1868.

Willis Tower Take a look from Skydeck on the 103rd floor of America's second tallest building! Formerly known as Sears Tower, this magnificent construction reaches more than 1,450 into the clouds of the sky.

Dinner at **The Original Gino's East of Chicago** Rest your feet and please your appetite with a deep-dish pizza dinner at this landmark eatery.

Hotel check-in

DAY 2

Breakfast

Museum of Science and Industry Experience an astounding collection of exhibits, including a massive model railroad; the first diesel-powered stainless-steel train; and a NASA spacecraft used during Apollo 8, the second manned mission of the U.S. Apollo space program.

Lunch (at the museum)

Adler Planetarium and Astronomy Museum See the night sky like you've never seen it before—represented in the first and oldest planetarium in the Western hemisphere!

Shedd Aquarium Explore one of the finest aquariums of its kind. Home to more than 1,500 species of fish and award-winning exhibits, the Shedd Aquarium has been wowing visitors since 1930 and sees more than 2 million visitors annually!

Buckingham Fountain Take a stroll up to Buckingham Fountain, considered to be Chicago's front door. This massive fountain showcases incredible waterworks that are perfect for a photo with friends!

Millennium Park Explore more than 24 acres of the exciting and diverse Millennium Park, which includes Cloud Gate, Crown Fountain, Jay Pritzker Pavilion, and Lurie Garden.

Dinner at Hard Rock Café

Return to hotel

DAY 3

Breakfast

Hotel check-out

Art Institute of Chicago Visit the Art Institute of Chicago, which is the second largest art museum in the country and is renowned for its world-class collection of Impressionist and Post-Impressionist art.

Field Museum of Natural History With a collection of 21 million specimens, see which world-class collections are on display. Be sure to visit Sue, the largest and most complete *Tyrannosaurus Rex* that's known!

Lunch (at the museum)

Depart Chicago for home

The above represents a sample itinerary. Changes or substitutions may be made depending on your travel dates, arrival and departure times, national holidays, and events beyond WorldStrides' control at the discretion of WorldStrides as it deems necessary or desirable.

AN ALL-INCLUSIVE EXPERIENCE

ROUND TRIP TRANSPORTATION



ADMISSIONS & FEES FOR SCHEDULED ACTIVITIES



HOTEL ACCOMMODATIONS

EXPERTLY TRAINED COURSE LEADERS



THREE MEALS DAY (UNLESS OTHERWISE STATED)



24-HOUR EMERGENCY SUPPORT



TRANSPORTATION TO / FROM ALL ACTIVITIES



ACADEMIC CREDIT

Hilton Chicago Oakbrook:

Absolutely. Yes, our property does have an AED device on site. Dial 0 from any hotel phone for immediate assistance. In terms of safety and security, our hotel is staffed 24 hours a day, and we have standard emergency procedures in place for guest safety. Guestroom access is limited to registered guests through key card entry, and there are no mini-bars in the guestrooms. In addition, the side and back entrances to the hotel automatically lock at 11:00 PM, and after that time, the only public access point into the hotel is through the front entrance. We also have security cameras in the parking lot.

Our hotel is also equipped with standard life-safety systems, including fire alarm and emergency response procedures.

Navy Pier

Learn About Guest Safety Policies And Procedures At Navy Pier

Navy Pier has a reputation for delivering a seamless entertainment experience to its guests for all of its many attractions. Navy Pier Guest Safety and Security furthers this reputation through its mission of ensuring an enjoyable guest experience by providing a safe and orderly environment.

To safeguard the security, welfare and safety of our guests, tenants and staff, the Pier provides multiple and visible layers of security measures that cover the entire property as well as the parking facility, all monitored by personnel, canine officers and surveillance present 24 hours a day, seven days a week.

Additionally, the Chicago Police Department maintains a satellite facility on the Pier with a strong, visible police presence. Chicago Police canine detection officers frequently patrol areas of the Pier, including the adjacent Chicago Transit Authority (CTA) bus terminal.

The entire security staff is compliant with and operates under the Guidelines of the National Incident Management System (NIMS) relative to all planned events and emergency response incidents.

Join us in being vigilant of your surroundings during your visit to Navy Pier. Remember: If You See Something, Say Something. Navy Pier Security can be reached at [1-312-595-5296](tel:1-312-595-5296).

Navy Pier provides certified paramedics and firefighters who comprise the Emergency Medical Service (EMS) team to deliver high-quality emergency medical care to anyone at the Pier who may require medical attention. Care is received in a compassionate, dignified

and professional manner. EMS is equipped with a state certified response/patient transport vehicle to assist responding Chicago Fire Department personnel.



There are also 26 **Automated External Defibrillators (AEDs)** for definitive treatment of life-threatening cardiac arrhythmias located throughout Navy Pier. The EMS team trains security officers in CPR and use of the onsite defibrillators. Training has been provided to many of the tenants and continues to be provided upon request.

Navy Pier has been built utilizing the highest standards of safety and fire resistive construction. The facility is equipped with sophisticated fire detection and protection systems with computerized alarms. In addition we remain in constant contact with the Chicago Police and Fire Departments, making Navy Pier an integral part of the City's emergency response team.

As within any facility, certain circumstances requiring evacuation may occur. Navy Pier has highly trained Security and Life Safety staff to assist with any emergency. In the event of an emergency, we will consult with the organizer for each event to inform them of appropriate actions.

If the emergency is minor, such as a small fire, the Security and Life Safety staff may order guests in the immediate area to move to a safe location within the same building. If the emergency is greater, the Chicago Fire Department or Navy Pier Life Safety Department will advise guests in the facility via the public announcement system and/or other means, and will most likely have guests move to another location within the building.

Since Navy Pier has many aspects to its facility, evacuation to the outside may not always be necessary. If conditions warrant evacuation, guests will be directed over the public address system or other amplification device to exit from the closest emergency exit and distance themselves from the building. Doors marked "STAIRS" also serve as emergency exits. In the event of a power failure, all emergency systems will remain operating on emergency backup power. Emergency exits are illuminated for greater visibility and accessibility.

Lincoln Park Zoo

See attached map – call 911

Museum of Science and Industry

See attached map – call 911

Water tower

Security Presence: Trained public safety officers are stationed at all entrances during active hours call (312) 440-3580.

Willis tower

Call (312) 466-3300

Planetarium

- **Security: Staff are trained for emergencies and utilize two-way radios and public address systems for communication. Call 911**

Shedd Aquarium

emergencies during a visit, contact the Shedd Aquarium at (312) 939-2438. contact local law enforcement or emergency services (911) in addition to alerting onsite security.

Art Institute of Chicago

contact Campus Security 24/7 at 312-899-1230.

Field Museum of Chicago

- **Emergency Contact (On-site): 312-665-2234**
- **public-facing AED locations are not explicitly listed in their accessibility documentation. As a major public institution, they comply with safety regulations. For emergencies, visitors should contact security or staff immediately**



GRIFFIN MUSEUM
OF SCIENCE+INDUSTRY

MAP

English

Welcome

TODAY AT GRIFFIN MSI



There is always something new to experience at Griffin MSI! Scan the QR code to discover today's offerings.

AMENITIES

Dining

Museum Kitchen • Lower Level 1 • **Stan's Donuts** • Lower Level 1
Vending machines • Lower Level 1 and Entry Hall
Scan the QR code for seasonal offerings.



Scan for
menus and
seasonal dining

Shopping

Museum Store • Entry Hall
Launch Pad • Lower Level 1 – Henry Crown Space Center

Parking

Pay stations are on each garage level and accept credit cards.
Levels C and F accept cash.

Members: Please refer to your membership level for parking discounts.

Coat Check/Rentals/Strollers

For your convenience, the Guest Services counter in the Entry Hall offers coat check, single and double stroller rentals, and complimentary wheelchair rentals. Ask at the counter for prices and details. For safety reasons, pull-style wagons are not permitted in the Museum.

Lost and Found

Lost and Found is located at the Guest Services counter in Entry Hall.
Email coatcheck@griffinmsi.org.

Child Care Room

Griffin MSI welcomes caregivers to nurse and/or feed their child in any public space. If you prefer a semi-private space for nursing, one is available in the Idea Factory on Lower Level 1.

Accessibility

The Griffin Museum of Science and Industry is committed to providing a quality experience for all guests. Sensory maps, sensory devices and wheelchairs are all available at the Guest Services counter in Entry Hall. Inquire at the Info Desk on Main Level 2, or notify any uniformed Museum staff member for additional assistance.

**Is there more you want
to explore?**

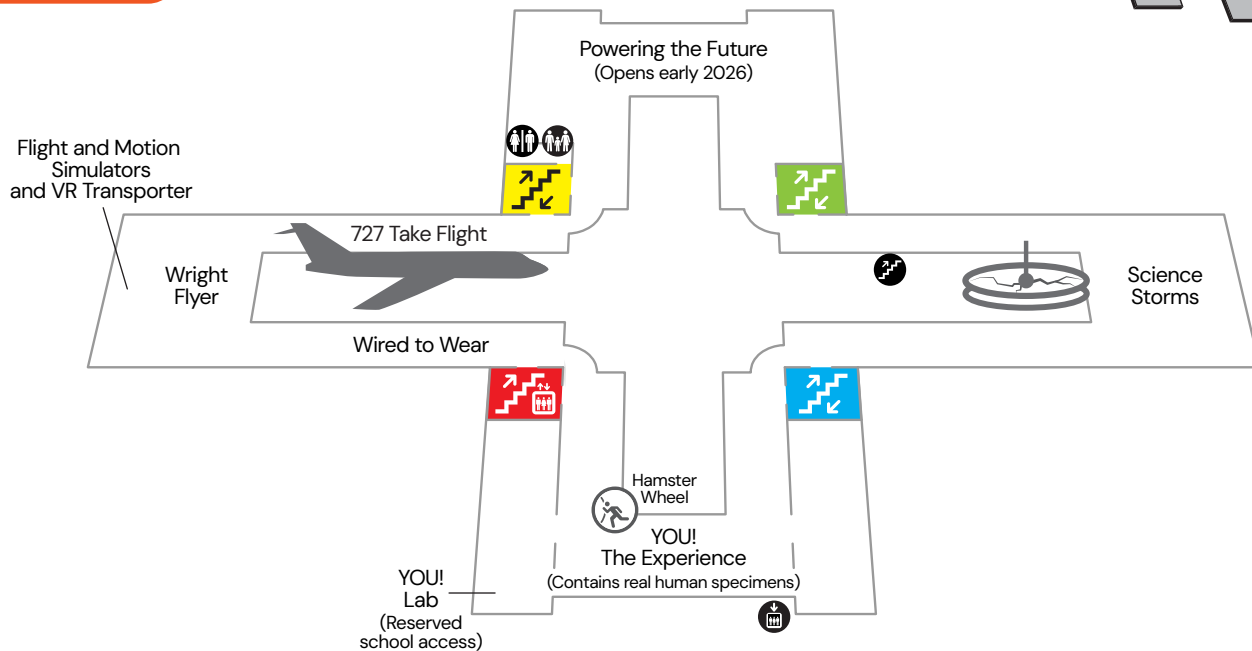
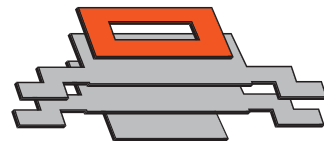
BECOME A MEMBER TODAY

**Apply the cost of today's
Museum entry to your
membership and visit
for free all year long!**

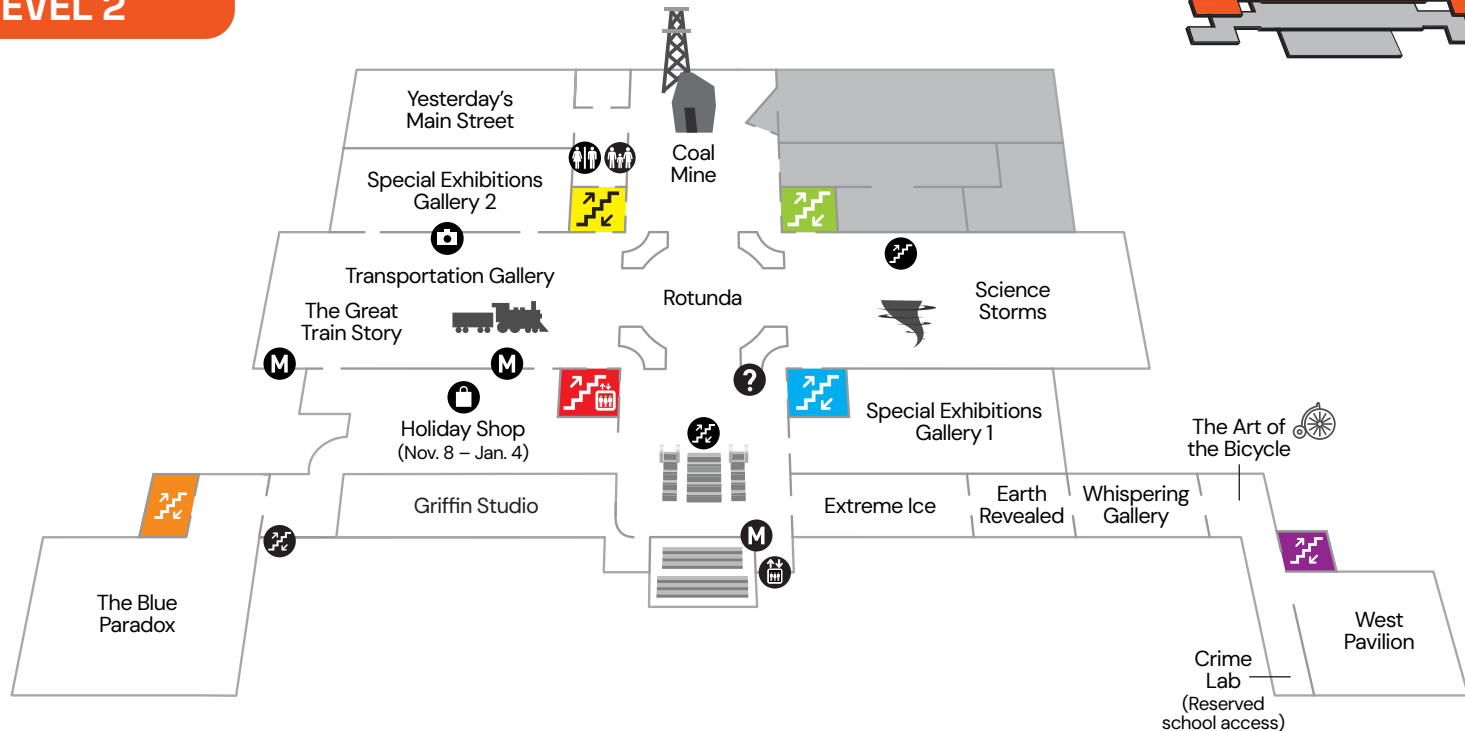

Stop at the ticketing desk
to learn more and join today.

griffinmsi.org/membership

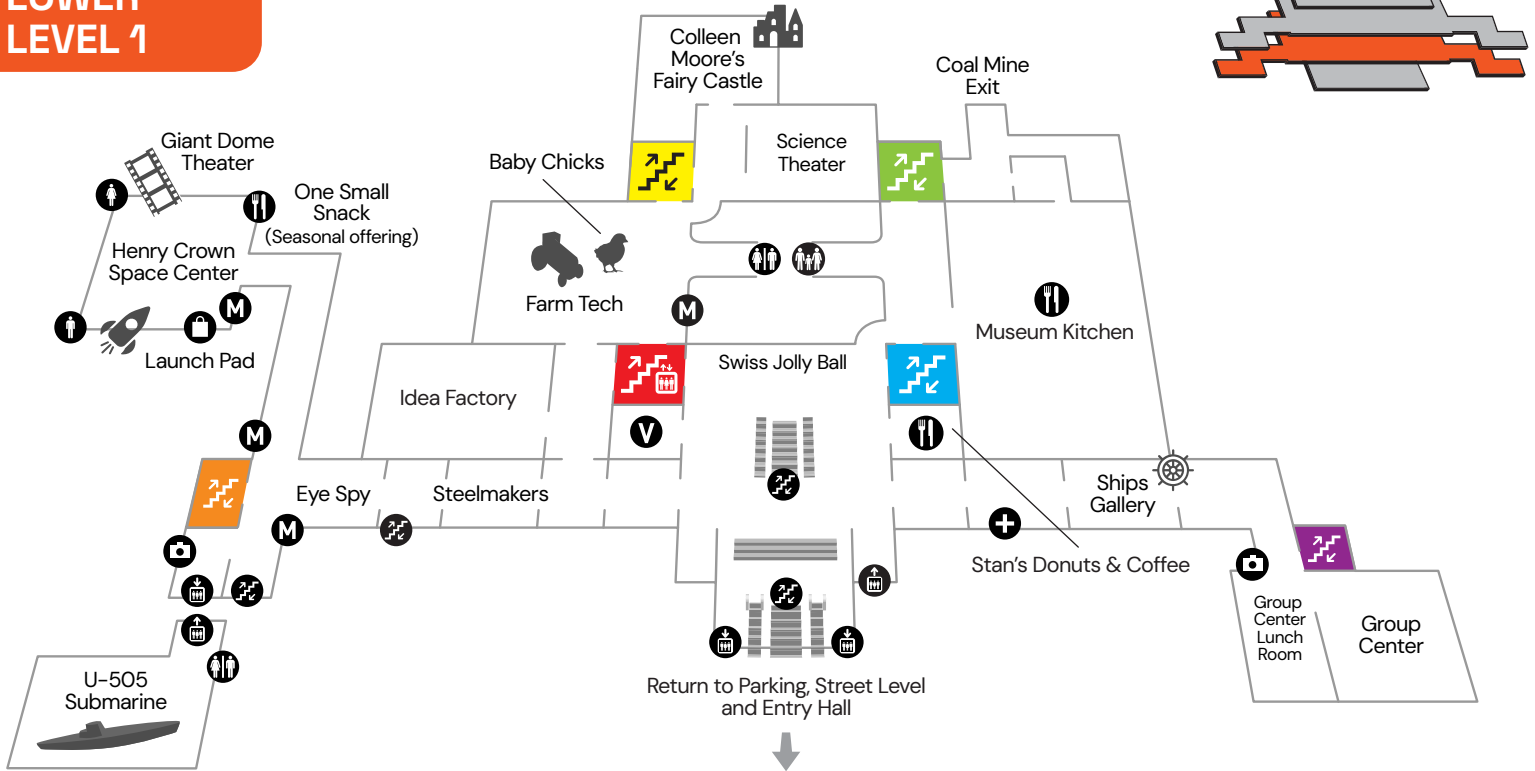
BALCONY LEVEL 3



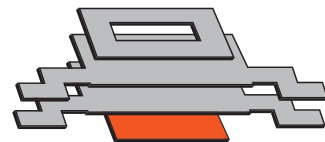
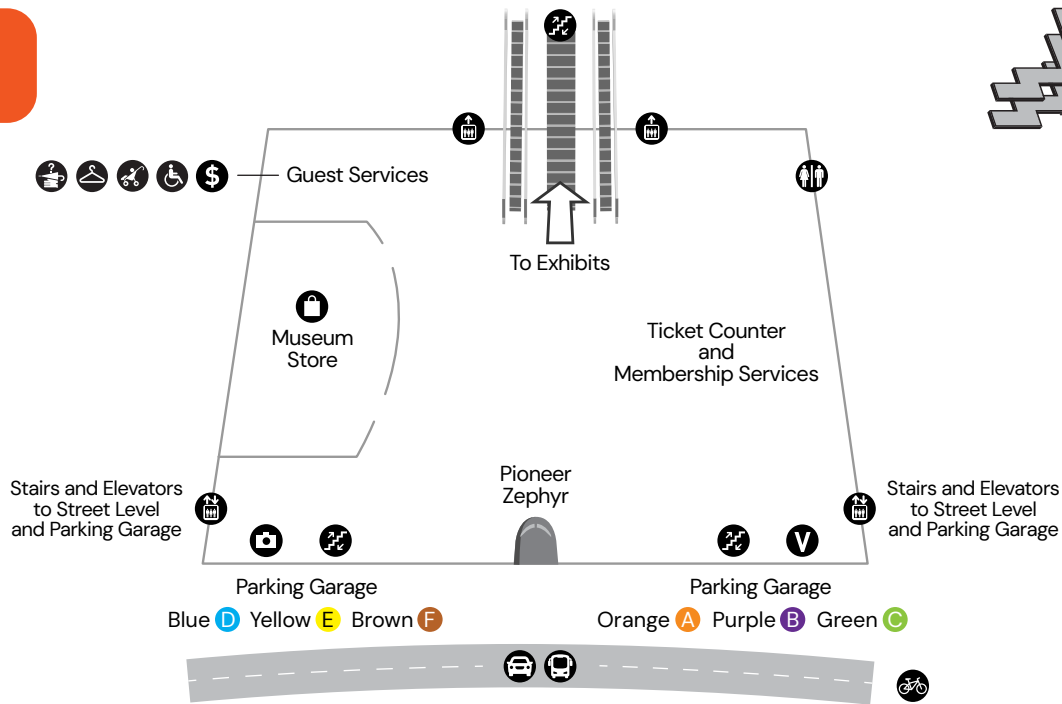
MAIN LEVEL 2



LOWER LEVEL 1



ENTRY HALL



LEGEND

- Restrooms & All-Gender/Family Restrooms
- Food & Drink
- Vending Machines
- Retail
- First Aid
- MOLD -A- RAMA
- Photo Booth
- Information Desk
- Stairway
- Elevator
- ATM
- Coats/Luggage
- Stroller Rental
- Wheelchair Service
- Lost & Found

Support the Museum

Griffin MSI is a nonprofit organization and one-third of our operating support comes from charitable gifts. Please support our work to transform lives through the power of science. Visit griffinmsi.org/donate.

Visitor Conduct

The Museum strives to provide a fascinating, inviting and thought-provoking visit where our guests can enjoy our experiences and exhibits. Use of inappropriate language and/or behavior will not be tolerated and may result in removal from the Museum with no refund.

Safety and Security

Notify any uniformed Museum staff member if you need assistance. For the safety of our guests and staff, this facility is monitored by security cameras.

Photography

Photos and videos for your personal use may be taken inside the Museum except inside the Giant Dome Theater and where otherwise posted. Photos, video or audio for any other use requires advance notice and the permission of the Museum's Marketing Department. Tripod photography is not permitted.

Host Your Event at the Museum

Griffin MSI is the premier destination for unique and engaging special events — we have events down to a science. Visit griffinmsi.org/host-an-event to learn more.

Experience Griffin MSI, Anywhere You Are

Please stay in touch with Griffin MSI by visiting us at griffinmsi.org and by following us @msichicago on all social media channels. Need WI-FI? Join: MSIGuest 📶



The Kenneth C. Griffin Museum of Science and Industry gratefully acknowledges the support of the Chicago Park District on behalf of the citizens of Chicago.

Official Museum Partners



griffinmsi.org










W FULLERTON AVE

N CANNON DRIVE



LEGEND

-  Accessible Restroom
-  All-Gender Restroom
-  Restroom
-  Dining and Snacks
-  First Aid
-  ATM
-  Pay-to-Park Kiosk
-  Bus Stop *Chicago Transit Authority*
-  Bike Rack

↓ TO NORTH AVE