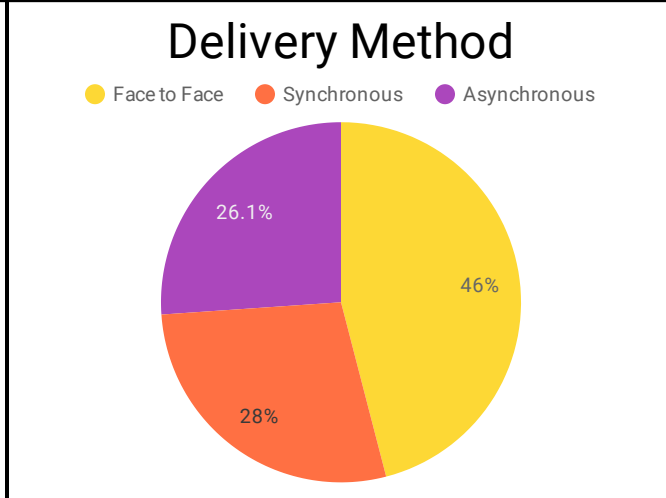
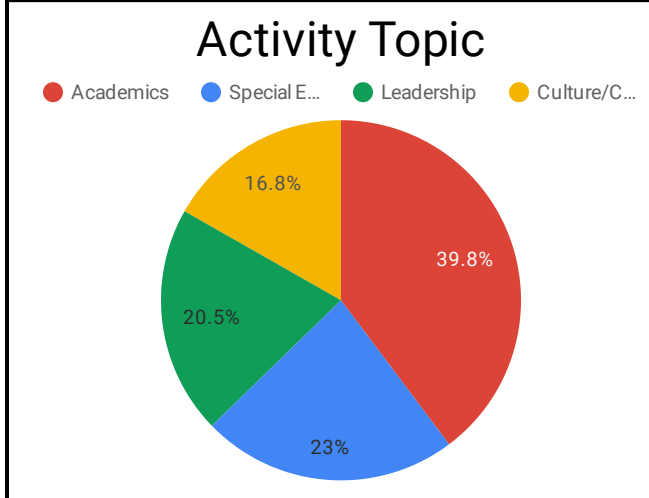




Connect, Grow and Serve Log

Feb 1, 2026 - Feb 28, 2026		Select Activity Type	Select NKCES Staff
		Select Activity Topic	Select NKCES Staff Role

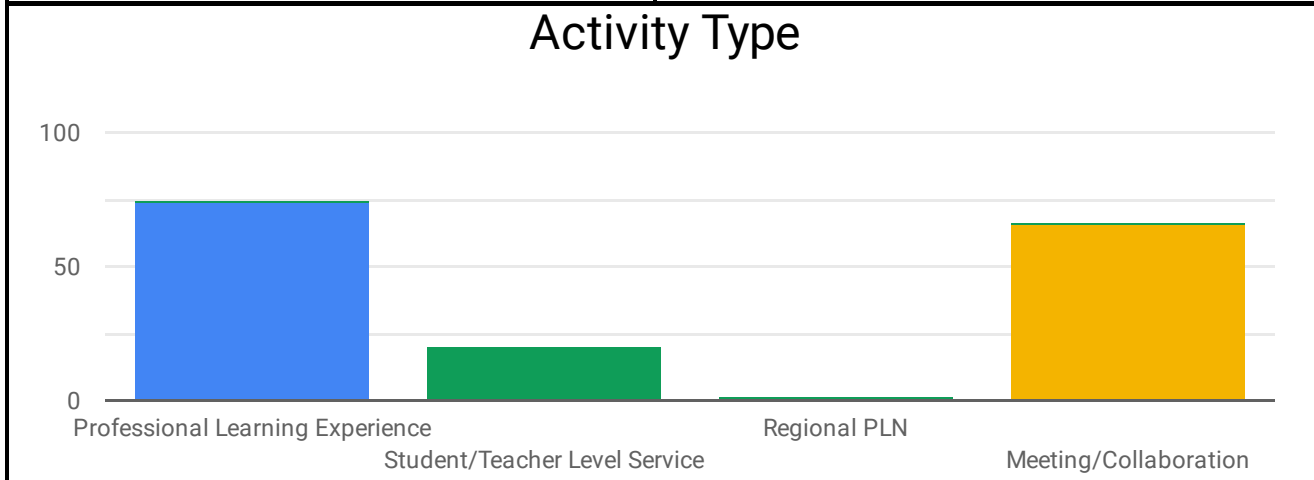
Total Activities 161	NKCES Led Activities 132	NKCES Partnered Activities 25	NKCES Attended Activities 4	Total Educators Served 2,192	Total Students Served 283
--------------------------------	------------------------------------	---	---------------------------------------	--	-------------------------------------



PLNs Met

PLN	# of Times Met
College & Career Connector Network	1

1 - 1 / 1 < >



Activities Attended by School District

Beechwood	Boone	Campbell	Covington	Erlanger	Ft. Thomas	Greenup	Lewis	Mason	Owen	Southgate	Williamstown
21	47	11	32	32	22	7	5	7	12	5	5
Bellevue	Bracken	Carroll	Dayton	Fleming	Grant	Kenton	Ludlow	Newport	Pendleton	Walton-Verona	RSP
18	8	7	5	1	19	47	22	24	30	20	2