

RUSSELLVILLE INDEPENDENT SCHOOL DISTRICT

COMBINED BALANCE SHEET

January 31, 2026

	General Fund	Special Revenue Fund	District Activity Fund	Capital Outlay Fund	Building Fund	Construction Fund	Debt Service Fund	Food Service Fund	Community Education Fund	Trust Fund	Total
ASSETS											
Cash	5,771,467.63	(263,633.95)	12,555.11	45,065.00	608,383.21	181,759.82	(69,695.49)	233,552.33	(377.13)	34,845.01	6,553,921.54
Petty Cash								200.00			200.00
Investments										539,825.17	539,825.17
Receivables								67,493.72			67,493.72
Inventories								33,043.92			33,043.92
Deferred Outflows								162,405.00			162,405.00
Total assets	<u>5,771,467.63</u>	<u>(263,633.95)</u>	<u>12,555.11</u>	<u>45,065.00</u>	<u>608,383.21</u>	<u>181,759.82</u>	<u>(69,695.49)</u>	<u>496,694.97</u>	<u>(377.13)</u>	<u>574,670.18</u>	<u>7,356,889.35</u>
LIABILITIES & FUND BALANCE											
Accounts payable	(78,715.28)	5,734.85									(72,980.43)
Unfunded OPEB & Pension Liability								764,134.00			764,134.00
Deferred Inflow											0.00
Benefits payable											0.00
Sick leave & other payables	(20,000.00)										(20,000.00)
Total current liabilities	<u>(98,715.28)</u>	<u>5,734.85</u>	<u>0.00</u>	<u>0.00</u>	<u>0.00</u>	<u>0.00</u>	<u>0.00</u>	<u>764,134.00</u>	<u>0.00</u>	<u>0.00</u>	<u>671,153.57</u>
Revenues	6,568,675.69	1,447,417.64	1,435.04	45,065.00	788,950.00	0.00	180,566.79	539,106.72	0.00	8,802.09	9,580,018.97
Expenditures	(5,670,730.32)	(1,764,395.28)	(9,778.72)	0.00	(180,566.79)	(2,736,879.06)	(250,262.28)	(538,552.77)	(493.95)	(12,000.00)	(11,163,659.17)
Pension and OPEB Liability								(601,729.00)			(601,729.00)
Reserve for Scholarship Corpus										15,000.00	15,000.00
Committed Fund Balance	1,660,000.00										1,660,000.00
Reserve for encumbrances	145,382.26										145,382.26
Reserved for SFCC escrow											0.00
Unreserved fund balance	3,166,855.28	47,608.84	20,898.79	0.00	0.00	2,918,638.88	0.00	333,736.02	116.82	562,868.09	7,050,722.72
Total unreserved fund balance	<u>5,870,182.91</u>	<u>(269,368.80)</u>	<u>12,555.11</u>	<u>45,065.00</u>	<u>608,383.21</u>	<u>181,759.82</u>	<u>(69,695.49)</u>	<u>(267,439.03)</u>	<u>(377.13)</u>	<u>574,670.18</u>	<u>6,685,735.78</u>
Total liabilities & fund balance	<u>5,771,467.63</u>	<u>(263,633.95)</u>	<u>12,555.11</u>	<u>45,065.00</u>	<u>608,383.21</u>	<u>181,759.82</u>	<u>(69,695.49)</u>	<u>496,694.97</u>	<u>(377.13)</u>	<u>574,670.18</u>	<u>7,356,889.35</u>

RUSSELLVILLE INDEPENDENT SCHOOL DISTRICT

COMBINED STATEMENT OF REVENUES AND EXPENDITURES AND CHANGES IN FUND BALANCE
January 31, 2026

	GENERAL FUND					SPECIAL REVENUE FUNDS-#2		
	Budget	Year to Date	Prior Year	Change	% Of Budget	Budget	Year to Date	% Of Budget
REVENUES								
Unreserved Fund Balance	3,166,855.28	3,166,855.28	3,634,912.16	(468,056.88)	100.00%	41,756.07	41,756.07	100.00%
Local revenues	4,535,145.00	3,178,430.11	2,502,308.16	676,121.95	70.08%	40,627.50	88,599.65	218.08%
State revenues	5,485,212.00	3,207,319.97	2,655,041.88	552,278.09	58.47%	625,839.12	349,770.47	55.89%
Federal revenues	42,000.00	115,023.08	27,108.01	87,915.07	273.86%	1,123,526.00	998,700.52	88.89%
Interfund transfers	106,765.60	67,902.53	59,245.74	8,656.79	63.60%	18,166.00	10,347.00	56.96%
Total revenues	<u>10,169,122.60</u>	<u>6,568,675.69</u>	<u>5,243,703.79</u>	<u>1,324,971.90</u>	<u>64.59%</u>	<u>1,808,158.62</u>	<u>1,447,417.64</u>	<u>80.05%</u>
EXPENDITURES								
Instruction	4,724,053.43	2,456,155.05	2,049,104.79	407,050.26	51.99%	1,057,709.78	863,809.68	81.67%
Student supp. services	340,336.34	165,689.10	134,341.08	31,348.02	48.68%	59,266.78	62,888.33	106.11%
Instructional staff supp.	192,678.42	151,839.14	77,775.57	74,063.57	78.80%	472,576.34	627,519.69	132.79%
District admin. support	525,241.56	294,879.18	268,977.29	25,901.89	56.14%			0.00%
School admin. support	888,185.34	481,497.13	350,542.64	130,954.49	54.21%			0.00%
Business supp. service	400,284.54	261,572.63	188,555.15	73,017.48	65.35%			0.00%
Plant operation	2,161,824.98	1,365,225.02	1,486,168.54	(120,943.52)	63.15%	20,000.00	8,000.00	40.00%
Student transportation	1,069,335.06	475,526.07	261,453.64	214,072.43	44.47%	1,000.00	3,952.47	395.25%
Food service operation				-	0.00%			0.00%
Community services				-	0.00%	172,840.12	172,615.33	99.87%
Acquisition / renovation				-	0.00%			0.00%
Debt service				-	0.00%			0.00%
Fund transfers	18,166.00	18,347.00	70,155.00	(51,808.00)	101.00%	24,765.60	25,609.78	103.41%
Total expenditures	<u>10,320,105.67</u>	<u>5,670,730.32</u>	<u>4,887,073.70</u>	<u>783,656.62</u>	<u>54.95%</u>	<u>1,808,158.62</u>	<u>1,764,395.28</u>	<u>97.58%</u>
Increase(decrease) in fund balance	<u>(150,983.07)</u>	<u>897,945.37</u>	<u>356,630.09</u>	<u>541,315.28</u>		<u>0.00</u>	<u>(316,977.64)</u>	
Unreserved Fund Balance	3,015,872.21	4,064,800.65	3,991,542.25	73,258.40		<u>41,756.07</u>	<u>(275,221.57)</u>	
Committed Fund Balance	1,660,000.00	1,660,000.00	1,660,000.00	-				
Restricted for Construction	0.00	0.00	0.00	-				
Total Fund Balance	<u>4,675,872.21</u>	<u>5,724,800.65</u>	<u>5,651,542.25</u>	<u>73,258.40</u>				

RUSSELLVILLE INDEPENDENT SCHOOL DISTRICT
 COMBINED STATEMENT OF REVENUES AND EXPENDITURES AND CHANGES IN FUND BALANCE
 January 31, 2026

	DISTRICT ACTIVITY FUNDS-#21		
	Budget	Year to Date	% Of Budget
REVENUES			
Beginning fund bal.	0.00	20,898.79	
Local revenues		0.00	0.00%
State revenues			0.00%
Federal revenues			0.00%
Interfund transfers		1,435.04	0.00%
Total revenues	<u>0.00</u>	<u>1,435.04</u>	<u>0.00%</u>
EXPENDITURES			
Instruction		9,778.72	0.00%
Student supp. services			0.00%
Instructional staff supp.			0.00%
District admin. support			0.00%
School admin. support			0.00%
Business supp. service			0.00%
Plant operation			0.00%
Student transportation			0.00%
Central office support			0.00%
Food service operation			0.00%
Community services			0.00%
Building renovations			0.00%
Debt service			0.00%
Fund transfers			0.00%
Total expenditures	<u>0.00</u>	<u>9,778.72</u>	<u>0.00%</u>
Increase(decrease) in fund balance	<u>0.00</u>	<u>(8,343.68)</u>	
Ending fund balance	<u>0.00</u>	<u>12,555.11</u>	

RUSSELLVILLE INDEPENDENT SCHOOL DISTRICT
 COMBINED STATEMENT OF REVENUES AND EXPENDITURES AND CHANGES IN FUND BALANCE
 January 31, 2026

	CAPITAL OUTLAY FUND-#310			BUILDING FUND-#320		
	Budget	Year to Date	% Of Budget	Budget	Year to Date	% Of Budget
REVENUES						
Beginning fund bal.		0.00		0.00	0.00	
Local revenues			0.00%	442,671.00	442,672.00	100.00%
State revenues	90,428.00	45,065.00	49.84%	652,412.00	346,278.00	53.08%
Federal revenues			0.00%			0.00%
Interfund transfers			0.00%			0.00%
Total revenues	<u>90,428.00</u>	<u>45,065.00</u>	<u>49.84%</u>	<u>1,095,083.00</u>	<u>788,950.00</u>	<u>72.04%</u>
EXPENDITURES						
Instruction			0.00%			0.00%
Student supp. services			0.00%			0.00%
Instructional staff supp.			0.00%			0.00%
District admin. support			0.00%			0.00%
School admin. support			0.00%			0.00%
Business supp. service			0.00%			0.00%
Plant operation			0.00%			0.00%
Student transportation			0.00%			0.00%
Central office support			0.00%			0.00%
Food service operation			0.00%			0.00%
Community services			0.00%			0.00%
Building renovations			0.00%			0.00%
Debt service			0.00%	96,239.26		0.00%
Fund transfers			0.00%	998,843.74	180,566.79	18.08%
Total expenditures	<u>0.00</u>	<u>0.00</u>	<u>0.00%</u>	<u>1,095,083.00</u>	<u>180,566.79</u>	<u>16.49%</u>
Increase(decrease) in fund balance	<u>90,428.00</u>	<u>45,065.00</u>		<u>0.00</u>	<u>608,383.21</u>	
SFCC escrow		<u>0.00</u>			<u>0.00</u>	
Ending fund balance	<u>90,428.00</u>	<u>45,065.00</u>		<u>0.00</u>	<u>608,383.21</u>	

RUSSELLVILLE INDEPENDENT SCHOOL DISTRICT
 COMBINED STATEMENT OF REVENUES AND EXPENDITURES AND CHANGES IN FUND BALANCE
 January 31, 2026

	CONSTRUCTION FUND-#360			DEBT SERVICE FUND-#400		
	Budget	Year to Date	% Of Budget	Budget	Year to Date	% Of Budget
REVENUES						
Beginning fund bal.	0.00	0.00		0.00	0.00	
Local revenues			0.00%			0.00%
State revenues			0.00%	258,811.33		0.00%
Federal revenues			0.00%			0.00%
Misc revenues		0.00	0.00%			0.00%
Interfund transfers			0.00%	998,843.74	180,566.79	18.08%
Total receipts	0.00	0.00	0.00%	1,257,655.07	180,566.79	14.36%
EXPENDITURES						
Instruction			0.00%			0.00%
Student supp. services			0.00%			0.00%
Instructional staff supp.			0.00%			0.00%
District admin. support			0.00%			0.00%
School admin. support			0.00%			0.00%
Business supp. service			0.00%			0.00%
Plant operation			0.00%			0.00%
Student transportation			0.00%			0.00%
Central office support			0.00%			0.00%
Food service operation			0.00%			0.00%
Community services			0.00%			0.00%
Building/Site improvements		2,736,879.06	0.00%			0.00%
Debt service			0.00%	1,257,655.07	250,262.28	19.90%
Fund transfers			0.00%			0.00%
Total expenditures	0.00	2,736,879.06	0.00%	1,257,655.07	250,262.28	19.90%
Increase(decrease) in fund balance	0.00	(2,736,879.06)		0.00	(69,695.49)	
Ending fund balance	0.00	(2,736,879.06)		0.00	(69,695.49)	

RUSSELLVILLE INDEPENDENT SCHOOL DISTRICT
 COMBINED STATEMENT OF REVENUES AND EXPENDITURES AND CHANGES IN FUND BALANCE
 January 31, 2026

FOOD SERVICE-#51

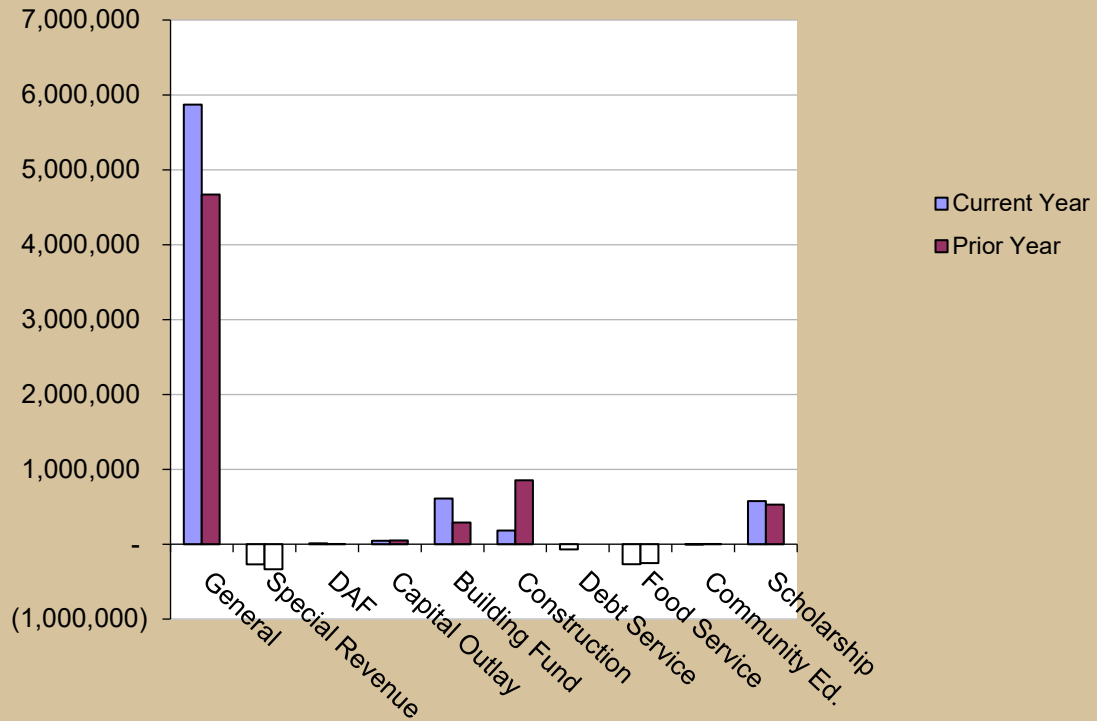
	Budget	Year to Date	%
REVENUES			Of Budget
Beginning fund bal.	333,736.02	333,736.02	
Local revenues	50,000.00	22,206.19	44.41%
State revenues	6,600.00	0.00	0.00%
Federal revenues	1,028,000.00	516,900.53	50.28%
Interfund transfers			0.00%
Total receipts	1,084,600.00	539,106.72	49.71%
 EXPENDITURES			
Instruction			0.00%
Student supp. services			0.00%
Instructional staff supp.			0.00%
District admin. support			0.00%
School admin. support			0.00%
Business supp. service			0.00%
Plant operation			0.00%
Student transportation			0.00%
Central office support			0.00%
Food service operation	1,103,558.45	496,260.02	44.97%
Day care operation			0.00%
Community services			0.00%
Building improvements			0.00%
Debt service			0.00%
Fund transfers	82,000.00	42,292.75	51.58%
Total expenditures	1,185,558.45	538,552.77	45.43%
Increase(decrease) in fund balance	(100,958.45)	553.95	
Pension & OPEB liability	0.00	(742,897.00)	
Ending fund balance	232,777.57	(408,607.03)	

RUSSELLVILLE INDEPENDENT SCHOOL DISTRICT
 COMBINED STATEMENT OF REVENUES AND EXPENDITURES AND CHANGES IN FUND BALANCE
 January 31, 2026

	COMMUNITY EDUCATION - ENTERPRISE FUND #54			TRUST FUNDS #7000		
	Budget	Year to Date	% Of Budget	Budget	Year to Date	% Of Budget
REVENUES						
Beginning fund bal.	116.82	116.82		562,868.09	562,868.09	
Local revenues	3,000.00	0.00	0.00%	20,300.00	802.09	3.95%
State revenues			0.00%			0.00%
Federal revenues			0.00%			0.00%
Interfund transfers			0.00%	0.00	8,000.00	0.00%
Total revenues	3,000.00	0.00	0.00%	20,300.00	8,802.09	43.36%
EXPENDITURES						
Instruction			0.00%			0.00%
Student supp. services			0.00%			0.00%
Instructional staff supp.			0.00%			0.00%
District admin. support			0.00%			0.00%
School admin. support			0.00%			0.00%
Business supp. service			0.00%			0.00%
Plant operation			0.00%			0.00%
Student transportation			0.00%			0.00%
Central office support			0.00%			0.00%
Food service operation			0.00%			0.00%
Community services	3,116.82	493.95	15.85%	583,168.09	12,000.00	2.06%
Building renovations			0.00%			0.00%
Debt service			0.00%			0.00%
Fund transfers			0.00%			0.00%
Total expenditures	3,116.82	493.95	15.85%	583,168.09	12,000.00	2.06%
Increase(decrease) in fund balance	(116.82)	(493.95)		(562,868.09)	(3,197.91)	
Ending fund balance	(0.00)	(377.13)		0.00	559,670.18	

Fund Balances

Dollars



Fund Category

History of General Fund (Fund Balance)

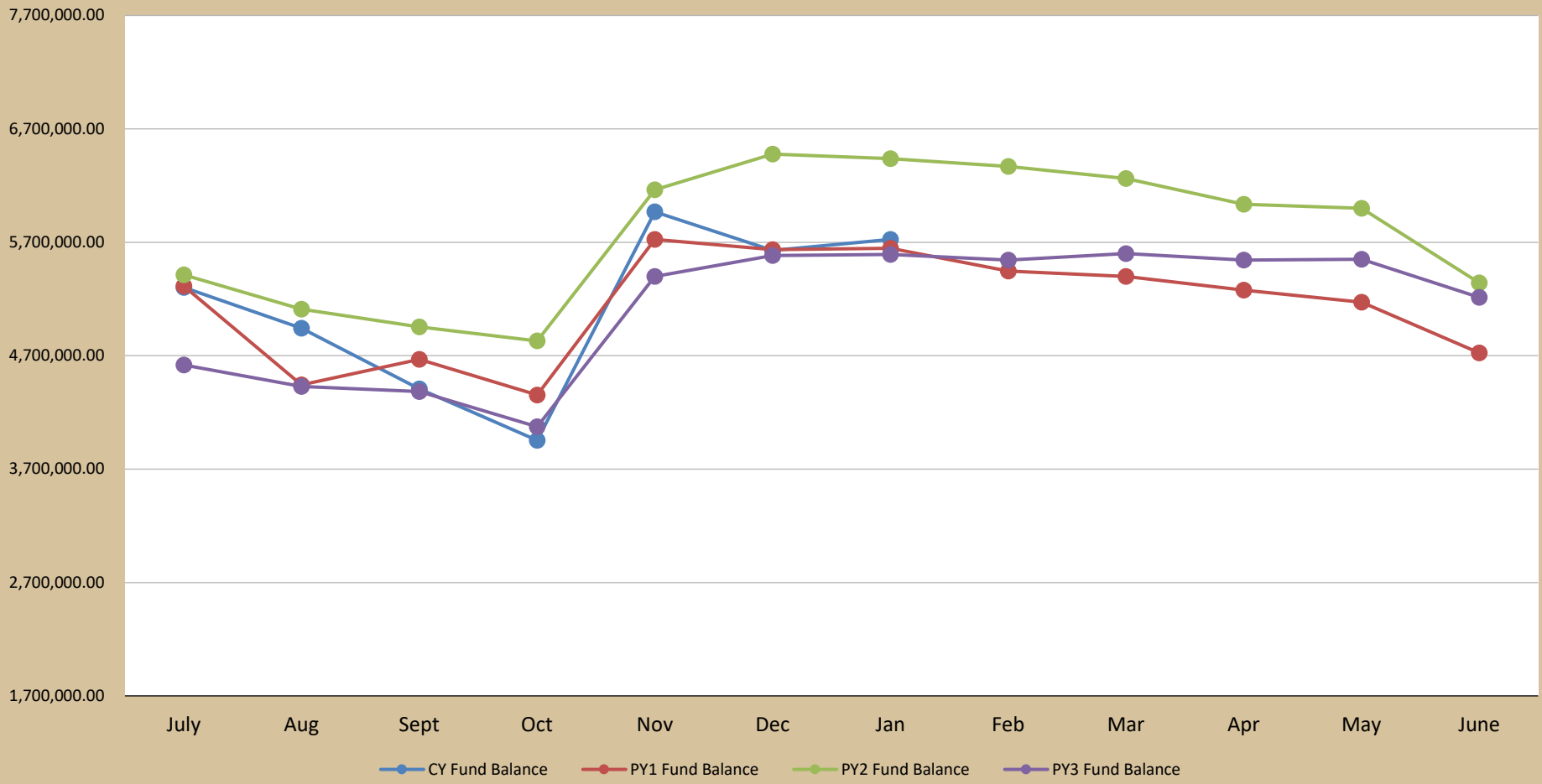
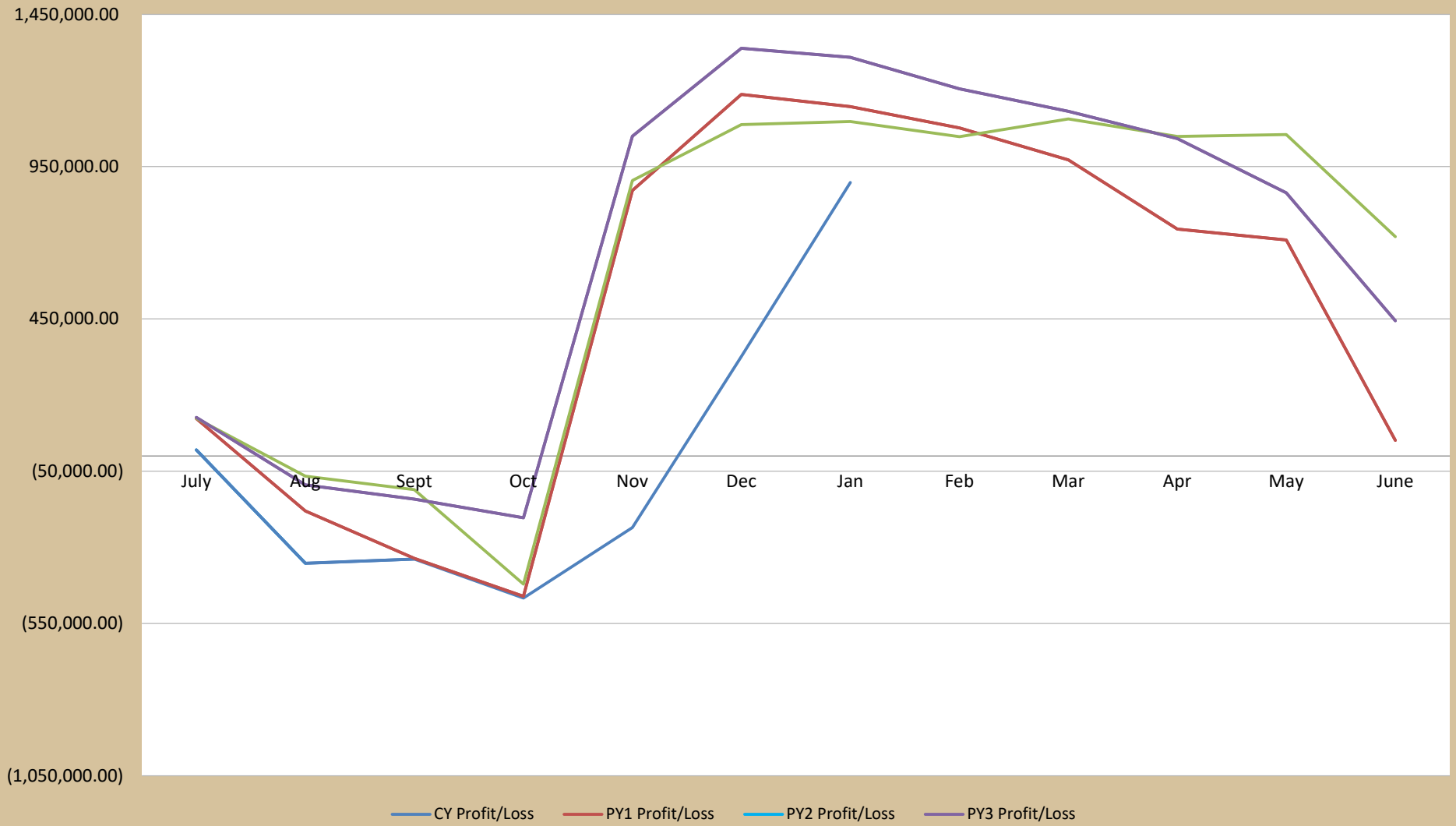


Chart of Net Income/Loss



PAID WARRANT REPORT

DATE: 02/12/2026 WARRANT: 021726 AMOUNT: \$ 283,866.81

To Macy Epley Treasurer: At the regular monthly meeting of the Russellville Independent Board of Education the following claims and bills were approved and ordered to be paid by the Treasurer. The Chairperson and Secretary must sign this order on the indicated lines.

Chairperson and Secretary

Board Chairperson _____

Board Secretary _____

RUSSELLVILLE INDEPENDENT SCHOOL SYSTEM



PREPAID INVOICE LIST

WARRANT: 021726 02/12/2026

VENDOR	VENDOR NAME	R	DOCUMENT	PO	TYPE	DUE DATE	AMOUNT	VOUCHER	CHECK	COMMENT
CASH ACCOUNT: 10			6101	CASH IN BANK						
141	ELECTRIC PLANT	00000	61934		DD	01/20/2026	2,475.35			25864 ELECTRIC STMT
5435	ATMOS	00000	61935		DD	01/20/2026	3,660.08			25865 NAT GAS STMT
5474	GORDON FOOD SER	00000	61966	34113	DD	01/25/2026	4,191.19			25866 SES/RHS GROCERY/SUPPLIES D
5474	GORDON FOOD SER	00000	61967	34114	DD	01/30/2026	5,595.03			25867 SES/RHS GROCERY/SUPPLIES D
141	ELECTRIC PLANT	00000	61984		DD	01/26/2026	59.82			25868 ELECTRIC STMT
141	ELECTRIC PLANT	00000	61985		DD	01/26/2026	6,313.01			25869 ELECTRIC STMT
5435	ATMOS	00000	61986		DD	01/27/2026	3,177.89			25870 SES NAT GAS STMT
5435	ATMOS	00000	61987		DD	01/28/2026	207.86			25871 TECH NAT GAS STMT
5435	ATMOS	00000	61988		DD	01/28/2026	301.52			25872 CO NAT GAS STMT
141	ELECTRIC PLANT	00000	62032		DD	02/02/2026	69.95			25873 MONTHLY PHONE BACKUP
141	ELECTRIC PLANT	00000	62033		DD	02/02/2026	1,100.00			25874 FIBER LEASE
6357	KY STATE TREASU	00000	62046		DD	02/03/2026	15,702.14			25875 HEALTH INS REIMB
5435	ATMOS	00000	62072		DD	02/04/2026	87.09			25876 YELLOW BLDING
5435	ATMOS	00000	62073		DD	02/04/2026	82.50			25877 DEC YELLOW BLDG
1680	CITY OF RUSSELL	00001	62078		DD	02/05/2026	2,967.52			25878 WATER STMT
141	ELECTRIC PLANT	00000	62079		DD	02/05/2026	13,591.79			25879 ELECTRIC STMT
5435	ATMOS	00000	62083		DD	02/11/2026	3,053.27			25882 NAT GAS STMT
5474	GORDON FOOD SER	00000	62121	34177	DD	03/10/2026	6,496.48			25883 SES/RHS GROCERY/SUPPLIES D
5474	GORDON FOOD SER	00000	62122	34121	DD	03/05/2026	983.58			25884 RHS GROCERY DELIVERY 2/5/2
1539	WALMART COMMUNI	00000	61924	310701	INV	01/16/2026	109.37			83958 SUPPLIES FOR CLASSROOM:GLU
1539	WALMART COMMUNI	00000	61932	34043	INV	01/16/2026	57.06			83958 PRESCHOOL SUPPLIES
1539	WALMART COMMUNI	00001	61926		INV	01/16/2026	88.54			83959 RMS CHEER
1539	WALMART COMMUNI	00001	61927		INV	01/16/2026	65.89			83959 SES BETA
1539	WALMART COMMUNI	00001	61929	310703	INV	01/16/2026	77.70			83959 PRIZES FOR FESTIVAL GAMES
1539	WALMART COMMUNI	00001	61930	310703	INV	01/16/2026	64.97			83959 PRIZES FOR FESTIVAL GAMES
1539	WALMART COMMUNI	00001	61931	310703	INV	01/16/2026	43.90			83959 PRIZES FOR FESTIVAL GAMES
1539	WALMART COMMUNI	00001	61933	34127	INV	01/16/2026	60.37			83959 HOT CHOCOLATE BAR SUPPLIES
8680	Amanda Hart	00000	61965	34116	INV	01/23/2026	56.85			83960 RAN OUT OF LETTUCE FOR SAL
8073	AMAZON CAPITAL	00000	61956	33994	INV	01/21/2026	774.55			83961 LEAD TO READ FOR LITERACY
8073	AMAZON CAPITAL	00000	61957	33938	INV	01/21/2026	9.99			83961 BOOK FIESTA 6-12 GR
8073	AMAZON CAPITAL	00000	61958	310683	INV	01/21/2026	140.53			83961 TONER CARTRIDGE FOR OFFICE
8073	AMAZON CAPITAL	00000	61959	310681	INV	01/21/2026	97.90			83961 CALCULATORS
8073	AMAZON CAPITAL	00000	61960		INV	01/21/2026	87.98			83961 SWIM TEAM SUPPLIES
8073	AMAZON CAPITAL	00000	61961	34057	INV	01/21/2026	569.88			83961 SHELVING
8073	AMAZON CAPITAL	00000	61962	257411	INV	01/21/2026	9.49			83961 CLASSROOM MONEY
8073	AMAZON CAPITAL	00000	61963	310707	INV	01/21/2026	40.64			83961 CROCHET HOOKS AND SKEIN F
8073	AMAZON CAPITAL	00000	61964	257422	INV	01/21/2026	37.58			83961 SUPPLIES FOR ADMIN OFFICE
8073	AMAZON CAPITAL	00000	61968	33966	INV	01/21/2026	1,037.94			83961 RMS/RHS BOOK FIESTA FOR LI
716	CITY OF RUSSELL	00000	61940		INV	01/21/2026	9.79			83962 DIFFERENCE TO BE PAID
8707	CMTA, INC	00001	61939		INV	01/21/2026	6,762.52			83963 FINAL PAYMENT RHS HVAC
8662	CPG	00000	61936	33685	INV	01/21/2026	838.40			83964 CUSTODIAL SUPPLIES FY
8662	CPG	00000	61937	33685	INV	01/21/2026	210.65			83964 CUSTODIAL SUPPLIES FY
6030	GERALD PRINTING	00000	61938	310693	INV	01/21/2026	190.70			83965 HATS FOR THE NEW GROUP OF
7686	KMEA	00000	61941	310717	INV	01/21/2026	150.00			83966 RUSSELLVILLE PANTHER CHORU
7686	KMEA	00000	61942	310712	INV	01/21/2026	70.00			83966 2025-2026 ALL-STATE WINDS
4196	LOGAN CO. CHAMB	00000	61943		INV	01/21/2026	250.00			83967 EDGE ENCOUNTER 03/18/26
5978	ORKIN, INC.	00000	61944		INV	01/21/2026	437.00			83968 RHS

RUSSELLVILLE INDEPENDENT SCHOOL SYSTEM



PREPAID INVOICE LIST

WARRANT: 021726 02/12/2026

VENDOR	VENDOR NAME	R	DOCUMENT	PO	TYPE	DUE DATE	AMOUNT	VOUCHER	CHECK	COMMENT
5978	ORKIN, INC.	00000	61945		INV	01/21/2026	125.00			83968 RIA
8069	PAUL, KELLEY	00000	61946		INV	01/21/2026	24.98			83969 REIMB 2 CHRISTMAS WREATHS
8117	PRIORITY PRIMAR	00000	61947		INV	01/21/2026	80.00			83970 2 CDL PHYSICALS
8117	PRIORITY PRIMAR	00000	61948		INV	01/21/2026	295.00			83970 9 NEW EMPLOY PHYSICALS
8179	QUADIENET INC	00002	61949		INV	01/21/2026	1,003.00			83971 CO ADDD POSTAGE
7051	SCOTT WASTE SER	00000	61950		INV	01/21/2026	576.77			83972 TECH
7051	SCOTT WASTE SER	00000	61951		INV	01/21/2026	25.00			83972 CO
7051	SCOTT WASTE SER	00000	61952		INV	01/21/2026	786.50			83972 RHS
7051	SCOTT WASTE SER	00000	61953		INV	01/21/2026	786.50			83972 SES
7304	VEI COMMUNICATI	00000	61954		INV	01/21/2026	231.00			83973 COM SYSTEM RENTAL
1539	WALMART COMMUNI	00000	61978	33858	INV	01/23/2026	18.74			83974 SUPPLIES FOR COMMUNITY ACT
1539	WALMART COMMUNI	00001	61969		INV	01/23/2026	124.61			83975 CONCESSIONS
1539	WALMART COMMUNI	00001	61970	34133	INV	01/23/2026	117.80			83975 TRANSP SAFETY MEETING SUPP
1539	WALMART COMMUNI	00001	61971	34133	INV	01/23/2026	1.64			83975 TRANSP SAFETY MEETING SUPP
1539	WALMART COMMUNI	00001	61972	34133	INV	01/23/2026	1.33			83975 TRANSP SAFETY MEETING SUPP
1539	WALMART COMMUNI	00001	61973		INV	01/23/2026	87.48			83975 BOYS BASKETBALL SNACKS
1539	WALMART COMMUNI	00001	61974		INV	01/23/2026	107.13			83975 GIRLS BASKETBALL
1539	WALMART COMMUNI	00001	61975		INV	01/23/2026	69.79			83975 GIRLS BASKETBALL
1539	WALMART COMMUNI	00001	61976		INV	01/23/2026	103.13			83975 CONCESSIONS
1539	WALMART COMMUNI	00001	61977		INV	01/23/2026	138.53			83975 CONCESSIONS
1539	WALMART COMMUNI	00001	61979		INV	01/23/2026	68.19			83975 BOYS BASKETBALL CHILI SUPP
1539	WALMART COMMUNI	00001	61980		INV	01/23/2026	19.92			83975 CONCESSIONS
1539	WALMART COMMUNI	00001	61981		INV	01/23/2026	19.25			83975 CONCESSIONS
1539	WALMART COMMUNI	00001	61982		INV	01/23/2026	116.50			83975 EPIC PANTHERS SUPPLIES
1539	WALMART COMMUNI	00001	61983		INV	01/23/2026	23.52			83975 ACADEMIC TEAM SNACKS
8073	AMAZON CAPITAL	00000	61989	34123	INV	01/29/2026	345.68			83976 MLK JR. PROGRAM BOOKS
8073	AMAZON CAPITAL	00000	61990	310691	INV	01/29/2026	37.47			83976 ADHESIVE AND PENCIL SHARPE
8073	AMAZON CAPITAL	00000	61991	310698	INV	01/29/2026	106.50			83976 REPLACEMENT INK CARTRIDGE
8073	AMAZON CAPITAL	00000	61992	33626	INV	01/29/2026	110.39			83976 TECHNOLOGY SUPPLIES FY 25/
8073	AMAZON CAPITAL	00000	61993	33911	INV	01/29/2026	1,614.18			83976 LITERACY GAMES
8073	AMAZON CAPITAL	00000	61994	34098	INV	01/29/2026	68.47			83976 SUPPLIES
8073	AMAZON CAPITAL	00000	62003	34083	INV	01/29/2026	119.93			83976 PRESCHOOL SUPPLIES
1258	CAYCE MILL SUPP	00000	61995	33684	INV	01/29/2026	18.97			83977 MAINTENANCE SUPPLIES FY 25
1258	CAYCE MILL SUPP	00000	61996	33684	INV	01/29/2026	285.72			83977 MAINTENANCE SUPPLIES FY 25
1258	CAYCE MILL SUPP	00000	61997	33684	INV	01/29/2026	2,239.63			83977 MAINTENANCE SUPPLIES FY 25
1258	CAYCE MILL SUPP	00000	61998	33684	INV	01/29/2026	84.86			83977 MAINTENANCE SUPPLIES FY 25
8144	GIBSON TELDATA	00001	62002	33783	INV	01/29/2026	5,370.11			83978 PHONE SYSTEM BACKUP
1525	KASBO	00000	62005	34163	INV	01/29/2026	849.00			83979 M. EPLEY 2026 WINTER ACADE
614	KSBA	00000	62006	34148	INV	01/29/2026	665.00			83980 KSBA ANNUAL CONF 02/20 - 0
614	KSBA	00000	62007	34148	INV	01/29/2026	530.00			83980 KSBA ANNUAL CONF 02/20 - 0
614	KSBA	00000	62008	34148	INV	01/29/2026	530.00			83980 KSBA ANNUAL CONF 02/20 - 0
614	KSBA	00000	62009	34148	INV	01/29/2026	530.00			83980 KSBA ANNUAL CONF 02/20 - 0
614	KSBA	00000	62010	34148	INV	01/29/2026	665.00			83980 KSBA ANNUAL CONF 02/20 - 0
614	KSBA	00000	62011	34148	INV	01/29/2026	630.00			83980 KSBA ANNUAL CONF 02/20 - 0
101	SCHOOL SPECIALT	00000	61999	310653	INV	01/29/2026	385.38			83981 ART ITMES FOR CLASSROOM-PA
508	SHERIFF OF LOGA	00000	62000		INV	01/29/2026	7,703.16			83982 PROPERTY TAX COMMISSION
5390	US BANK	00000	62004		INV	01/29/2026	69,695.49			83983 BOND PYMT
8432	WKU	00000	62001		INV	01/29/2026	2,000.00			83984 E. SHACKELFORD SPRING SEME
8073	AMAZON CAPITAL	00000	62056	33910	INV	02/03/2026	30.06			83985 LITERACY TAKE HOME BOOKS

RUSSELLVILLE INDEPENDENT SCHOOL SYSTEM



PREPAID INVOICE LIST

WARRANT: 021726 02/12/2026

VENDOR	VENDOR NAME	R	DOCUMENT	PO	TYPE	DUE DATE	AMOUNT	VOUCHER	CHECK	COMMENT
8073	AMAZON CAPITAL	00000	62057	257417	INV	02/03/2026	36.98			83985 CLASSROOM MONEY FOR TEACHE
8073	AMAZON CAPITAL	00000	62058	257421	INV	02/03/2026	67.28			83985 CLASSROOM MONEY FOR TEACHE
8073	AMAZON CAPITAL	00000	62059	257413	INV	02/03/2026	115.15			83985 SUPPLIES FOR SANTA PICTURE
8073	AMAZON CAPITAL	00000	62060	34124	INV	02/03/2026	471.12			83985 BOOKS FOR MLK PROGRAM
8073	AMAZON CAPITAL	00000	62061		INV	02/03/2026	135.48			83985 RHS CANDY CANES/HOT COCOA
8073	AMAZON CAPITAL	00000	62062		INV	02/03/2026	149.15			83985 RHS BOYS SOCCER
8073	AMAZON CAPITAL	00000	62063	33628	INV	02/03/2026	106.93			83985 TECHNOLOGY SUPPLIES FY 25/
8073	AMAZON CAPITAL	00000	62064		INV	02/03/2026	25.98			83985 SES COLORED WRISTBANDS
8073	AMAZON CAPITAL	00000	62065	310696	INV	02/03/2026	45.92			83985 DRY ERASE MARKERS FOR STUD
8073	AMAZON CAPITAL	00000	62066	257414	INV	02/03/2026	97.85			83985 CLASSROOM MONEY FOR TEACHE
8000	ARNOLD, MAX & S	00000	62034		INV	02/03/2026	758.16			83986 DIESEL
8835	Cardwell Farms	00000	62070	34118	INV	02/20/2026	232.50			83987 PRODUCE FOR BOTH SCHOOLS
1250	CLARK BEVERAGE	00000	62068	34120	INV	02/13/2026	240.45			83988 RHS BEVERAGE FOR CAFETERIA
8650	COLE LUMBER	00000	62035	33688	INV	02/03/2026	834.40			83989 MAINTENANCE SUPPLIES FY 25
8662	CPG	00000	62037	33685	INV	02/03/2026	1,527.42			83990 CUSTODIAL SUPPLIES FY
8662	CPG	00000	62038	33685	INV	02/03/2026	1,959.56			83990 CUSTODIAL SUPPLIES FY
5535	DELTA DENTAL	00000	62075	34174	INV	02/04/2026	29.82			83991 L. PATTERSON JAN 2026 PREM
8652	EDLIO LLC	00000	62039	34156	INV	02/03/2026	7,120.00			83992 SCHOOL WEBSITE ANNUAL FEE
8080	ENCORE TECHNOLO	00000	62040	34157	INV	02/03/2026	4,346.72			83993 DELL PRO 14 LAPTOPS
580	FLENER, NORMA S	00000	62042		INV	02/03/2026	68.56			83994 SUPPLIES FOR VISUAL IMPAIR
580	FLENER, NORMA S	00000	62043		INV	02/03/2026	1,845.70			83994 JANUARY VISION SERVICES
167	GRREC	00000	62044	34002	INV	02/03/2026	15.00			83995 K.DAVIS SPECIAL ED LEGAL I
167	GRREC	00000	62045	34045	INV	02/03/2026	60.00			83995 IEP TRAINING E. REYNOLDS &
5219	HUTSON INC	00001	62076	33687	INV	02/03/2026	437.63			83996 MAINTENANCE SUPPLIES FY 25
5219	HUTSON INC	00001	62077	33687	INV	02/03/2026	437.63			83996 MAINTENANCE SUPPLIES FY 25
8364	MASTERY PREP	00001	62074	34129	INV	02/03/2026	3,108.00			83997 SAT WORKBOOKS
8498	MISTY FARWICK	00000	62041		INV	02/03/2026	63.64			83998 REIMB IN DISTRICT MILEAGE
8065	MUSIC & ARTS	00000	62047	310714	INV	02/03/2026	869.00			83999 INSTRUMENTS REPAIRS
8065	MUSIC & ARTS	00000	62048	310714	INV	02/03/2026	117.00			83999 INSTRUMENTS REPAIRS
6502	MUTUAL OF OMAHA	00000	62080		INV	02/05/2026	460.98			84000 LIFE, AD&D INS
155	PNC BANK	00000	62012		INV	01/30/2026	324.00			84001 FINGERPRINT
155	PNC BANK	00000	62013	34134	INV	01/30/2026	170.09			84001 TRANSP SAFETY MEETING FOOD
155	PNC BANK	00000	62015	34138	INV	01/30/2026	600.00			84001 REG PALMETTO LITERACY CONF
155	PNC BANK	00000	62016	34138	INV	01/30/2026	600.00			84001 REG PALMETTO LITERACY CONF
155	PNC BANK	00000	62017	34138	INV	01/30/2026	600.00			84001 REG PALMETTO LITERACY CONF
155	PNC BANK	00000	62018	34138	INV	01/30/2026	600.00			84001 REG PALMETTO LITERACY CONF
155	PNC BANK	00000	62020	34138	INV	01/30/2026	600.00			84001 REG PALMETTO LITERACY CONF
155	PNC BANK	00000	62021	501589	INV	01/30/2026	288.66			84001 CHRISTMAS DINNER FOR STAFF
155	PNC BANK	00000	62022	257418	INV	01/30/2026	65.51			84001 SUPPLIES FOR FRONT OFFICE
155	PNC BANK	00000	62023	34130	INV	01/30/2026	2,734.85			84001 5 ROUND TRIP AIRLINE TICKE
155	PNC BANK	00000	62024		INV	01/30/2026	135.00			84001 RHS KMEA MEMBERSHIP
155	PNC BANK	00000	62025		INV	01/30/2026	135.00			84001 RHS KMEA MEMBERSHIP
155	PNC BANK	00000	62026		INV	01/30/2026	137.43			84001 RHS CHEER SNACKS/DRINKS
155	PNC BANK	00000	62027	33705	INV	01/30/2026	20.00			84001 CAN
155	PNC BANK	00000	62028	33705	INV	01/30/2026	50.00			84001 CAN
155	PNC BANK	00000	62029		INV	01/30/2026	5.00			84001 RHS BOYS BASKETBALL SNACKS
155	PNC BANK	00000	62030		INV	01/30/2026	87.70			84001 RHS BOYS BASKETBALL SNACKS
155	PNC BANK	00000	62031		INV	01/30/2026	99.98			84001 RHS BOYS BASKETBALL SNACKS
155	PNC BANK	00000	62067	34078	INV	01/30/2026	254.38			84001 ESTUB RENEWAL

RUSSELLVILLE INDEPENDENT SCHOOL SYSTEM



PREPAID INVOICE LIST

WARRANT: 021726 02/12/2026

VENDOR	VENDOR NAME	R	DOCUMENT	PO	TYPE	DUE DATE	AMOUNT	VOUCHER	CHECK	COMMENT
155	PNC BANK	00000	62071	34019	INV	02/20/2026	1,471.79			84001 SMALLWARE FOR BOTH SCHOOLS
8289	PYE-BARKER	00000	62049		INV	02/03/2026	739.00			84002 RHS/RMS LABOR ON SPRINKLER
8175	QUADIENNT FINANC	00000	62050	501591	INV	02/03/2026	77.09			84003 POSTAGE FOR MACHINE
119	RUSSELLVILLE HI	00000	62051	310708	INV	02/03/2026	32.86			84004 SUPPLIES FOR CULINARY OPEN
119	RUSSELLVILLE HI	00000	62052	310719	INV	02/03/2026	450.00			84004 REIMBURSING FOR KAAC DUES
8822	THE STEPPING ST	00000	62053		INV	02/03/2026	10,974.00			84005 SPEECH SERVICES
8822	THE STEPPING ST	00000	62054		INV	02/03/2026	2,520.00			84005 PRESCHOOL SPEECH
8714	what chefs want	00000	62069	24119	INV	02/20/2026	2,787.72			84006 JANUARY FFVP FOR SES
8722	XBS	00000	62055		INV	02/03/2026	2,922.71			84007 COPIER LEASE
7665	ACCELERATE LEAR	00000	62087	33969	INV	01/31/2026	2,257.20			84008 7-8TH GR STUDENT WORKBOOKS
8693	BARRY MOORE	00000	62088	34168	INV	01/31/2026	2,800.00			84009 SNOW REMOVAL RHS & SES
7305	CARR, RIGGS, IN	00000	62116		INV	01/31/2026	5,768.52			84010 FINAL 2025 AUDIT
8830	CHELSEY BUFFA	00000	62089		INV	01/31/2026	53.75			84011 REIMB IN DISTRICT MILEAGE
8151	COMFORT & PROCE	00001	62090	34077	INV	01/31/2026	629.52			84012 SES RTU VOLTAGE ISSUE CAFE
8151	COMFORT & PROCE	00001	62091	34074	INV	01/31/2026	9,135.63			84012 SES REPLACEMENT DIKAIN UNI
8662	CPG	00000	62112	33685	INV	02/12/2026	533.52			84013 CUSTODIAL SUPPLIES FY
1010	CRABTREE FURNIT	00000	62092	34108	INV	01/31/2026	150.00			84014 MATTRESSES FOR STUDENT HOM
8591	DEPT OF HOUSING	00001	62096	34075	INV	01/31/2026	40.00			84015 SES BOLIER CERTIFICATE FEE
7124	ENGLISH LUCAS P	00000	62093		INV	01/31/2026	463.00			84016 LEGAL SERVICES JAN 2026
8847	JOSEPH SINCLAIR	00000	62094	34173	INV	01/31/2026	39.95			84017 REIMB FOR INDENTOGO FEE
7333	KAST	00001	62095	34072	INV	01/31/2026	235.00			84018 D. PERRY KYSTE REG
597	KEES, CAROL	00000	62113	34191	INV	02/12/2026	300.00			84019 REIMB 4 NIGHTS AT HOTEL FO
597	KEES, CAROL	00000	62114		INV	02/12/2026	267.89			84019 REIMB IN DISTRICT MILEAGE
8656	LAMINATOR.COM	00000	62097	257394	INV	01/31/2026	234.73			84020 SUPPLIES FOR CLASSROOM INS
8804	LIGHTHOUSE TRAI	00000	62098	34073	INV	01/31/2026	135.00			84021 40' CONTAINER RENTAL
5978	ORKIN, INC.	00000	62099		INV	01/31/2026	375.00			84022 SES PEST SERV
8685	OWEN TRANSPORT,	00000	62100		INV	01/31/2026	60.00			84023 BUS WASH #18
6819	PAUL'S ELECTRIC	00000	62101	34076	INV	01/31/2026	220.00			84024 RHS REPAIR LIGHTING ON STA
8710	PERRY PHYSICAL	00000	62102		INV	01/31/2026	1,666.00			84025 PT SERV JAN
5910	PRAIRIE FARMS	00000	62117	34122	INV	02/28/2026	4,496.13			84026 SES/RHS MILK DELIVERY IN J
7937	RULER FOODS	00000	62103	310705	INV	01/31/2026	176.45			84027 FOOD BOUGHT FOR CLASSROOM
7937	RULER FOODS	00000	62104	310705	INV	01/31/2026	249.31			84027 FOOD BOUGHT FOR CLASSROOM
7051	SCOTT WASTE SER	00000	62105		INV	01/31/2026	209.73			84028 STAD DUMPSTER
8763	STUDER EDUCATIO	00000	62115		INV	01/31/2026	15,147.75			84029 COACHING SERV 05/01/25-07/
8234	T-MOBILE	00000	62106		INV	01/31/2026	60.00			84030 WIFI SPOTS
1539	WALMART COMMUNI	00001	62107	34152	INV	01/31/2026	20.82			84031 FRAMES
1539	WALMART COMMUNI	00001	62108	34151	INV	01/31/2026	105.27			84031 VAULT & KITCHEN CO SUPPLIE
1539	WALMART COMMUNI	00001	62109	310721	INV	01/31/2026	179.64			84031 DRINKS AND SNACKS FOR STAR
1539	WALMART COMMUNI	00001	62110	310721	INV	01/31/2026	374.16			84031 DRINKS AND SNACKS FOR STAR
1539	WALMART COMMUNI	00001	62111	310721	INV	01/31/2026	88.50			84031 DRINKS AND SNACKS FOR STAR
1539	WALMART COMMUNI	00001	62119		INV	01/31/2026	22.20			84031 CONCESSIONS
1539	WALMART COMMUNI	00001	62120		INV	01/31/2026	72.78			84031 FOOD FOR CHEER
							283,866.81	CASH ACCOUNT 10	6101	TOTAL

DETAIL INVOICE LIST

CASH ACCOUNT:

UNDEFINED ACCOUNT.

WARRANT: 021726

02/12/2026

DUE DATE: 02/12/2026

VENDOR	G/L ACCOUNTS	R	PO	TYPE	DUE DATE	INVOICE/AMOUNT	DOCUMENT	VOUCHER	CHECK
--------	--------------	---	----	------	----------	----------------	----------	---------	-------

** END OF REPORT - Generated by Sandy Bolster **

RUSSELLVILLE INDEPENDENT SCHOOL SYSTEM



BALANCE SHEET FOR 2026 7

FUND: 1 GENERAL FUND			NET CHANGE FOR PERIOD	ACCOUNT BALANCE
ASSETS				
10	6101	CASH IN BANK	136,652.83	-115,461.05
10	6102	CASH IN INVESTMENT	.00	5,886,928.68
		TOTAL ASSETS	136,652.83	5,771,467.63
LIABILITIES				
10	7421	ACCOUNTS PAYABLE	113,236.84	-1,772.75
10	7461	ACCR SALARIES & BENEFIT PAYABLE	-15,702.14	-15,733.18
10	74611	UNEMPLOYMENT PAYABLE	-6,825.36	-6,825.48
10	7462	WORKMANS COMP PAYABLE	-2,335.57	-2,335.57
10	7499	OTHER CURRENT LIABILITIES	.00	-20,000.00
10	7603	ENCUMBRANCES	-2,836.28	145,382.26
		TOTAL LIABILITIES	85,537.49	98,715.28
FUND BALANCE				
10	6302	REVENUES CONTROL	-968,168.42	-9,735,530.97
10	7602	EXPENDITURES CONTROL	743,141.82	5,670,730.32
10	8742	COMMITTED - SICK LEAVE PAYABLE	.00	-260,000.00
10	8747	COMMITTED - OTHER	.00	-1,400,000.00
10	8753	ASSIGNED-PO (CURRENT PD 1-12)	2,836.28	-145,382.26
		TOTAL FUND BALANCE	-222,190.32	-5,870,182.91
		TOTAL LIABILITIES + FUND BALANCE	-136,652.83	-5,771,467.63

RUSSELLVILLE INDEPENDENT SCHOOL SYSTEM



BALANCE SHEET FOR 2026 7

FUND: 2 SPECIAL REVENUE			NET CHANGE FOR PERIOD	ACCOUNT BALANCE
ASSETS				
20	6101	CASH IN BANK	38,241.12	-263,633.95
		TOTAL ASSETS	38,241.12	-263,633.95
LIABILITIES				
20	7421	ACCOUNTS PAYABLE	7,891.51	-5,734.85
20	7603	ENCUMBRANCES	1,924.08	45,475.26
		TOTAL LIABILITIES	9,815.59	39,740.41
FUND BALANCE				
20	6302	REVENUES CONTROL	-248,473.71	-1,447,417.64
20	7602	EXPENDITURES CONTROL	202,341.08	1,764,395.28
20	8731	RESTRICTED GRANTS	.00	-47,608.84
20	8753	RESERVED FOR ENCUMBRANCES	-1,924.08	-45,475.26
		TOTAL FUND BALANCE	-48,056.71	223,893.54
		TOTAL LIABILITIES + FUND BALANCE	-38,241.12	263,633.95

RUSSELLVILLE INDEPENDENT SCHOOL SYSTEM



BALANCE SHEET FOR 2026 7

FUND: 21 DISTRICT ACTIVITY FUND-SP REV			NET CHANGE FOR PERIOD	ACCOUNT BALANCE
ASSETS				
21	6101	CASH IN BANK	.00	12,555.11
		TOTAL ASSETS	.00	12,555.11
FUND BALANCE				
21	6302	REVENUES CONTROL	.00	-22,333.83
21	7602	EXPENDITURES CONTROL	.00	9,778.72
		TOTAL FUND BALANCE	.00	-12,555.11
		TOTAL LIABILITIES + FUND BALANCE	.00	-12,555.11

RUSSELLVILLE INDEPENDENT SCHOOL SYSTEM



BALANCE SHEET FOR 2026 7

FUND: 25 STUDENT ACTIVITY FUND- SP REV			NET CHANGE FOR PERIOD	ACCOUNT BALANCE
ASSETS				
	25	6106 OTHER CASH	.00	149,813.26
		TOTAL ASSETS	.00	149,813.26
FUND BALANCE				
	25	6302 REVENUES CONTROL	.00	-149,813.26
		TOTAL FUND BALANCE	.00	-149,813.26
		TOTAL LIABILITIES + FUND BALANCE	.00	-149,813.26

RUSSELLVILLE INDEPENDENT SCHOOL SYSTEM



BALANCE SHEET FOR 2026 7

FUND: 310 CAPITAL OUTLAY FUND			NET CHANGE FOR PERIOD	ACCOUNT BALANCE
ASSETS				
	31	6101 CASH IN BANK	.00	45,065.00
		TOTAL ASSETS	.00	45,065.00
FUND BALANCE				
	31	6302 REVENUES CONTROL	.00	-45,065.00
		TOTAL FUND BALANCE	.00	-45,065.00
		TOTAL LIABILITIES + FUND BALANCE	.00	-45,065.00

RUSSELLVILLE INDEPENDENT SCHOOL SYSTEM



BALANCE SHEET FOR 2026 7

FUND: 320 BUILDING FUND FSPK			NET CHANGE FOR PERIOD	ACCOUNT BALANCE
ASSETS				
32	6101	CASH IN BANK	.00	608,383.21
		TOTAL ASSETS	.00	608,383.21
FUND BALANCE				
32	6302	REVENUES CONTROL	.00	-788,950.00
32	7602	EXPENDITURES CONTROL	.00	180,566.79
		TOTAL FUND BALANCE	.00	-608,383.21
		TOTAL LIABILITIES + FUND BALANCE	.00	-608,383.21

RUSSELLVILLE INDEPENDENT SCHOOL SYSTEM



BALANCE SHEET FOR 2026 7

FUND: 360 CONSTRUCTION FUND			NET CHANGE FOR PERIOD	ACCOUNT BALANCE
ASSETS				
36	6101	CASH IN BANK	-6,762.52	181,759.82
		TOTAL ASSETS	-6,762.52	181,759.82
LIABILITIES				
36	7603	ENCUMBRANCES	.00	2,012.83
		TOTAL LIABILITIES	.00	2,012.83
FUND BALANCE				
36	7602	EXPENDITURES CONTROL	6,762.52	2,736,879.06
36	8737	RESTRICTED - OTHER	.00	-2,918,638.88
36	8753	RESERVED FOR ENCUMBRANCES	.00	-2,012.83
		TOTAL FUND BALANCE	6,762.52	-183,772.65
		TOTAL LIABILITIES + FUND BALANCE	6,762.52	-181,759.82

RUSSELLVILLE INDEPENDENT SCHOOL SYSTEM



BALANCE SHEET FOR 2026 7

FUND: 400 DEBT SERVICE FUND			NET CHANGE FOR PERIOD	ACCOUNT BALANCE
ASSETS				
40	6101	CASH IN BANK	-69,695.49	-69,695.49
		TOTAL ASSETS	-69,695.49	-69,695.49
FUND BALANCE				
40	6302	REVENUES CONTROL	.00	-180,566.79
40	7602	EXPENDITURES CONTROL	69,695.49	250,262.28
		TOTAL FUND BALANCE	69,695.49	69,695.49
		TOTAL LIABILITIES + FUND BALANCE	69,695.49	69,695.49

RUSSELLVILLE INDEPENDENT SCHOOL SYSTEM

BALANCE SHEET FOR 2026 7

FUND: 51 FOOD SERVICE FUND			NET CHANGE FOR PERIOD	ACCOUNT BALANCE
ASSETS				
51	6101	CASH IN BANK	16,176.49	233,552.33
51	6104	PETTY CASH ITEMS	.00	200.00
51	6153	ACCOUNTS RECEIVABLE	-13,152.14	67,493.72
51	6171	INVENTORIES FOR CONSUMPTION	6,785.89	33,043.92
51	64000	DEFERRED OUTFLOWS OPEB	.00	35,791.00
51	6400P	DEFERRED OUTFLOWS RESOURCES	.00	126,614.00
TOTAL ASSETS			9,810.24	496,694.97
LIABILITIES				
51	75410	UNFUNDED OPEB LIABILITY	.00	15,003.00
51	7541P	UNFUNDED PENSION LIABILITIES	.00	-518,180.00
51	7603	ENCUMBRANCES	.00	211.37
51	77000	OPEB RELATED LIABILITY	.00	-165,543.00
51	7700P	PENSION RELATED LIABILITY	.00	-95,414.00
TOTAL LIABILITIES			.00	-763,922.63
FUND BALANCE				
51	6302	REVENUES CONTROL	-69,798.61	-872,842.74
51	7602	EXPENDITURES CONTROL	59,988.37	538,552.77
51	87370	OTHER OPEB LIABILITY	.00	114,749.00
51	8737P	RESTRICTED-OTHER (PENSION)	.00	486,980.00
51	8753	RESERVED FOR ENCUMBRANCES	.00	-211.37
TOTAL FUND BALANCE			-9,810.24	267,227.66
TOTAL LIABILITIES + FUND BALANCE			-9,810.24	-496,694.97

RUSSELLVILLE INDEPENDENT SCHOOL SYSTEM



BALANCE SHEET FOR 2026 7

FUND: 54 COMMUNITY EDUCATION			NET CHANGE FOR PERIOD	ACCOUNT BALANCE
ASSETS				
54	6101	CASH IN BANK	.00	-377.13
		TOTAL ASSETS	.00	-377.13
FUND BALANCE				
54	6302	REVENUES CONTROL	.00	-116.82
54	7602	EXPENDITURES CONTROL	.00	493.95
		TOTAL FUND BALANCE	.00	377.13
		TOTAL LIABILITIES + FUND BALANCE	.00	377.13

RUSSELLVILLE INDEPENDENT SCHOOL SYSTEM



BALANCE SHEET FOR 2026 7

FUND: 7000 FIDUCIARY FUND - TRUST FUNDS			NET CHANGE FOR PERIOD	ACCOUNT BALANCE
ASSETS				
70	6101	CASH IN BANK	-4,000.00	34,845.01
70	6111	INVESTMENTS	.00	539,825.17
	TOTAL ASSETS		-4,000.00	574,670.18
FUND BALANCE				
70	6302	REVENUES CONTROL	.00	-571,670.18
70	7602	EXPENDITURES CONTROL	4,000.00	12,000.00
70	8720	NONSPENDABLE FUND BALANCE	.00	-15,000.00
	TOTAL FUND BALANCE		4,000.00	-574,670.18
TOTAL LIABILITIES + FUND BALANCE			4,000.00	-574,670.18

RUSSELLVILLE INDEPENDENT SCHOOL SYSTEM



BALANCE SHEET FOR 2026 7

FUND: 8 GOVERNMENTAL ASSETS			NET CHANGE FOR PERIOD	ACCOUNT BALANCE
ASSETS				
80	6201	LAND	.00	225,815.00
80	6211	LAND IMPROVEMENTS	.00	1,277,097.31
80	6221	BUILDING & BUILDING IMPROV.	.00	27,391,661.60
80	6231	TECHNOLOGY EQUIPMENT	.00	1,243,600.12
80	6241	VEHICLES	.00	1,527,855.00
80	6251	GENERAL EQUIPMENT	.00	1,011,050.22
80	6261	CONSTRUCTION WORK IN PROGRESS	.00	2,968,817.54
	TOTAL ASSETS		.00	35,645,896.79
LIABILITIES				
80	6212	ACCUM DEP - LAND IMPROVEMENTS	.00	-1,215,003.00
80	6222	ACCUM DEP - BUILDING & IMPROVE	.00	-11,687,630.25
80	6232	ACCUM DEP - TECHNOLOGY	.00	-689,393.53
80	6242	ACCUM DEP - VEHICLES	.00	-1,099,491.11
80	6252	ACCUM DEP - GENERAL EQUIPMENT	.00	-632,120.84
	TOTAL LIABILITIES		.00	-15,323,638.73
FUND BALANCE				
80	8710	INVESTMENTS GOVERNMENTAL ASSET	.00	-20,322,258.06
	TOTAL FUND BALANCE		.00	-20,322,258.06
	TOTAL LIABILITIES + FUND BALANCE		.00	-35,645,896.79

RUSSELLVILLE INDEPENDENT SCHOOL SYSTEM



BALANCE SHEET FOR 2026 7

FUND: 81 FOOD SERVICE ASSETS			NET CHANGE FOR PERIOD	ACCOUNT BALANCE
ASSETS				
81	6251	GENERAL EQUIPMENT	.00	514,484.71
		TOTAL ASSETS	.00	514,484.71
LIABILITIES				
81	6252	ACCUM DEP - GENERAL EQUIPMENT	.00	-311,399.95
		TOTAL LIABILITIES	.00	-311,399.95
FUND BALANCE				
81	8711	INVESTMENTS BUSINESS ASSETS	.00	-203,084.76
		TOTAL FUND BALANCE	.00	-203,084.76
		TOTAL LIABILITIES + FUND BALANCE	.00	-514,484.71

RUSSELLVILLE INDEPENDENT SCHOOL SYSTEM



BALANCE SHEET FOR 2026 7

FUND: 9 LONG-TERM DEBT ACCOUNT GROUP			NET CHANGE FOR PERIOD	ACCOUNT BALANCE
ASSETS				
90	6181	PREPAID EXPENSES	.00	74,290.00
90	6194	BOND PREMIUM/DISCOUNT	.00	78,733.95
90	6199	OTHER CURRENT ASSETS	.00	94,337.24
90	6304	AMT TO BE PROV FOR L-T DEBT	.00	17,696,258.74
90	64000	DEFERRED OUTFLOWS OPEB	.00	1,177,177.00
90	6400P	DEFERRED OUTFLOWS RESOURCES	.00	664,318.00
	TOTAL ASSETS		.00	19,785,114.93
LIABILITIES				
90	7455	SHORT TERM INTEREST PAYABLE	.00	-110,367.00
90	7477	COMPENSATED ADSENCES CURRENT	.00	-64,527.00
90	7491	CURRENT BOND OBLIGATIONS	.00	-825,000.00
90	7495	CURRENT CAPITAL LEASE	.00	-16,121.16
90	7511	NON CUR BOND OBLIGATIONS	.00	-11,805,000.00
90	7531	NON CUR CAPTIAL LEASES	.00	-52,393.77
90	75410	UNFUNDED OPEB LIABILITY	.00	-1,290,294.00
90	7541P	UNFUNDED PENSION LIABILITIES	.00	-2,718,426.00
90	7551	LONG TERM COMPENSATED ABSENCES	.00	-197,982.00
90	77000	DEFERRED INFLOW OPEB	.00	-2,204,454.00
90	7700P	ACCRUED ANNUAL REQ CONTI LIAB	.00	-500,550.00
	TOTAL LIABILITIES		.00	-19,785,114.93
	TOTAL LIABILITIES + FUND BALANCE		.00	-19,785,114.93

** END OF REPORT - Generated by Macy Epley **

RUSSELLVILLE INDEPENDENT SCHOOL SYSTEM



MONTHLY REPORT - FY 2026 Period 7

GENERAL FUND (1)	LAST FY Period	MONTH TO DATE	YEAR TO DATE	BUDGET APPROP	AVAILABLE BUDGET	PCT USED
REVENUES						
0999 BEGINNING BALANCE						
TOTAL 0999 BEGINNING BALANCE	3,634,912.16	.00	3,166,855.28	3,166,855.28	.00	100.0
RECEIPTS						
REVENUE FROM LOCAL SOURCES						
AD VALOREM TAXES						
1111 GENERAL PROPERTY TAX	2,109,649.87	238,256.54	2,230,006.24	3,190,145.00	960,138.76	69.9
1113 PSC PROPERTY TAX	104,092.24	102,674.26	196,465.51	133,000.00	-63,465.51	147.7
1115 DELINQUENT PROPERTY TAX	18,225.21	59.65	20,545.76	40,000.00	19,454.24	51.4
1117 MOTOR VEHICLE TAX	90,511.90	18,650.48	86,852.20	205,000.00	118,147.80	42.4
1121 UTILITIES TAX	335,899.83	46,670.87	291,643.05	550,000.00	258,356.95	53.0
1191 OMITTED PROPERTY TAX	13,593.81	3,596.44	148,599.65	12,000.00	-136,599.65*****	
TOTAL AD VALOREM TAXES	2,671,972.86	409,908.24	2,974,112.41	4,130,145.00	1,156,032.59	72.0
REVENUE OTHER LOCAL GOVERNMENT UNITS						
1280 REVENUE IN LIEU OF TAXES	47,606.68	20,296.25	44,428.67	155,000.00	110,571.33	28.7
TOTAL REVENUE OTHER LOCAL GOVERNMENT UNITS	47,606.68	20,296.25	44,428.67	155,000.00	110,571.33	28.7
TUITION						
1310 TUITION FROM INDIVIDUALS	.00	.00	.00	.00	.00	.0
TOTAL TUITION	.00	.00	.00	.00	.00	.0
TRANSPORTATION						
1420 TRN FEE FM OTH GVT SRC W/IN ST	.00	.00	.00	.00	.00	.0
TOTAL TRANSPORTATION	.00	.00	.00	.00	.00	.0
EARNINGS ON INVESTMENTS						
1510 INTEREST ON INVESTMENTS	165,038.30	1,439.38	133,589.99	250,000.00	116,410.01	53.4
1530 NET INC IN FAIR VAL OF INVESTS	.00	.00	.00	.00	.00	.0
TOTAL EARNINGS ON INVESTMENTS	165,038.30	1,439.38	133,589.99	250,000.00	116,410.01	53.4

RUSSELLVILLE INDEPENDENT SCHOOL SYSTEM



MONTHLY REPORT - FY 2026 Period 7

GENERAL FUND (1)	LAST FY Period	MONTH TO DATE	YEAR TO DATE	BUDGET APPROP	AVAILABLE BUDGET	PCT USED
OTHER REVENUE FROM LOCAL SOURCES						
1911 BUILDING RENTAL	.00	.00	.00	.00	.00	.0
1912 BUS RENTAL	.00	.00	.00	.00	.00	.0
1919 OTHER RENTAL INCOME	.00	.00	.00	.00	.00	.0
1920 CONTRIBUTIONS/DONATIONS	.00	.00	.00	.00	.00	.0
1941 TEXTBOOK SALES	.00	.00	.00	.00	.00	.0
1942 TEXTBOOK RENTALS	.00	.00	.00	.00	.00	.0
1951 MISC REV FRM OTH SCH DST IN ST	.00	.00	.00	.00	.00	.0
1980 REFUND OF PRIOR YR EXPENDITURE	18,863.02	.00	24,925.56	.00	-24,925.56	.0
1990 MISCELLANEOUS REVENUE	75.00	185.00	1,373.48	.00	-1,373.48	.0
1991 STUDENT FEES	.00	.00	.00	.00	.00	.0
TOTAL OTHER REVENUE FROM LOCAL SOURCES	18,938.02	185.00	26,299.04	.00	-26,299.04	.0
TOTAL REVENUE FROM LOCAL SOURCES	2,903,555.86	431,828.87	3,178,430.11	4,535,145.00	1,356,714.89	70.1
REVENUE FROM STATE SOURCES						
STATE PROGRAM						
3111 SEEK PROGRAM	3,075,540.00	449,163.00	3,195,135.00	5,434,712.00	2,239,577.00	58.8
TOTAL STATE PROGRAM	3,075,540.00	449,163.00	3,195,135.00	5,434,712.00	2,239,577.00	58.8
OTHER STATE FUNDING						
3122 VOCATIONAL TRANSPORTATION	.00	.00	.00	30,000.00	30,000.00	.0
3123 STATE VOCATIONAL SCHOOL	.00	.00	.00	.00	.00	.0
3125 BUS DRVR TRAINING REIMB	.00	.00	.00	.00	.00	.0
3126 SUB SALARY REIMB (STATE)	.00	.00	.00	.00	.00	.0
3127 FLEXIBLE SPENDING REVENUE	.00	.00	.00	.00	.00	.0
3128 AUDIT REIMBURSEMENT	.00	.00	.00	.00	.00	.0
3129 KSB/KSD TRANSP REIMBURSEMENT	.00	.00	.00	.00	.00	.0
TOTAL OTHER STATE FUNDING	.00	.00	.00	30,000.00	30,000.00	.0
EXPENDITURE REIMBURSEMENTS						
3130 NATIONAL BOARD CERTIFICATION	.00	.00	.00	.00	.00	.0
3131 STATE MISC REIMBURSEMENTS	.00	.00	.00	.00	.00	.0
TOTAL EXPENDITURE REIMBURSEMENTS	.00	.00	.00	.00	.00	.0
REVENUE IN LIEU OF TAXES/STATE						
3800 REVENUE IN LIEU \ STATE SOURCE	12,183.36	1,740.71	12,184.97	20,500.00	8,315.03	59.4

RUSSELLVILLE INDEPENDENT SCHOOL SYSTEM



MONTHLY REPORT - FY 2026 Period 7

GENERAL FUND (1)	LAST FY Period	MONTH TO DATE	YEAR TO DATE	BUDGET APPROP	AVAILABLE BUDGET	PCT USED
TOTAL REVENUE IN LIEU OF TAXES/STATE	12,183.36	1,740.71	12,184.97	20,500.00	8,315.03	59.4
REVENUE ON BEHALF PAYMENTS						
3900 STATE ON-BEHALF PAYMENTS	.00	.00	.00	.00	.00	.0
TOTAL REVENUE ON BEHALF PAYMENTS	.00	.00	.00	.00	.00	.0
TOTAL REVENUE FROM STATE SOURCES	3,087,723.36	450,903.71	3,207,319.97	5,485,212.00	2,277,892.03	58.5
REVENUE FROM FEDERAL SOURCES						
UNRESTRICTED THROUGH THE STATE						
4200 UNRESTRICTED GRANT IN AID	.00	.00	.00	.00	.00	.0
TOTAL UNRESTRICTED THROUGH THE STATE	.00	.00	.00	.00	.00	.0
RESTRICTED DIRECT						
4300 RESTRICTED DIRECT FEDERAL	1,436.00	77,125.00	87,654.00	10,000.00	-77,654.00	876.5
4300 DIRECT FEDERAL REVENUE-USF	.00	.00	.00	.00	.00	.0
TOTAL RESTRICTED DIRECT	1,436.00	77,125.00	87,654.00	10,000.00	-77,654.00	876.5
RESTRICTED THROUGH THE STATE						
4500 RESTRICTED FED THRU STATE	.00	.00	.00	.00	.00	.0
TOTAL RESTRICTED THROUGH THE STATE	.00	.00	.00	.00	.00	.0
FEDERAL REIMBURSEMENT						
4810 MEDICAID REIMBURSEMENT	27,992.30	.00	27,369.08	32,000.00	4,630.92	85.5
TOTAL FEDERAL REIMBURSEMENT	27,992.30	.00	27,369.08	32,000.00	4,630.92	85.5
TOTAL REVENUE FROM FEDERAL SOURCES	29,428.30	77,125.00	115,023.08	42,000.00	-73,023.08	273.9
OTHER RECEIPTS						
INTERFUND TRANSFERS						
5210 FUND TRANSFER	.00	.00	.00	.00	.00	.0
5220 INDIRECT COSTS TRANSFER	68,155.70	8,310.84	67,902.53	106,765.60	38,863.07	63.6

RUSSELLVILLE INDEPENDENT SCHOOL SYSTEM



MONTHLY REPORT - FY 2026 Period 7

GENERAL FUND (1)	LAST FY Period	MONTH TO DATE	YEAR TO DATE	BUDGET APPROP	AVAILABLE BUDGET	PCT USED
TOTAL INTERFUND TRANSFERS	68,155.70	8,310.84	67,902.53	106,765.60	38,863.07	63.6
SALE OR COMP FOR LOSS OF ASSETS						
5311 SALE OF LAND & IMPROVEMENTS	.00	.00	.00	.00	.00	.0
5332 LOSS COMP - BUILDINGS	.00	.00	.00	.00	.00	.0
5341 SALE OF EQUIPMENT ETC	.00	.00	.00	.00	.00	.0
5342 LOSS COMP - EQUIPMENT ETC	.00	.00	.00	.00	.00	.0
TOTAL SALE OR COMP FOR LOSS OF ASSETS	.00	.00	.00	.00	.00	.0
TOTAL OTHER RECEIPTS	68,155.70	8,310.84	67,902.53	106,765.60	38,863.07	63.6
TOTAL RECEIPTS	6,088,863.22	968,168.42	6,568,675.69	10,169,122.60	3,600,446.91	64.6
TOTAL REVENUE	9,723,775.38	968,168.42	9,735,530.97	13,335,977.88	3,600,446.91	73.0

RUSSELLVILLE INDEPENDENT SCHOOL SYSTEM



MONTHLY REPORT - FY 2026 Period 7

GENERAL FUND (1)	LAST FY Period	MONTH TO DATE	YEAR TO DATE	BUDGET APPROP	AVAILABLE BUDGET	PCT USED
EXPENDITURES						
1000 INSTRUCTION						
0100 SALARIES PERSONNEL SERVICES	1,799,731.49	324,368.33	1,952,355.78	3,956,584.82	2,004,229.04	49.3
0200 EMPLOYEE BENEFITS	134,796.75	43,743.33	188,658.22	317,700.37	129,042.15	59.4
0280 ON-BEHALF	.00	.00	.00	.00	.00	.0
0300 PURCHASED PROF AND TECH SERV	94,768.91	.00	98,766.87	138,000.00	39,233.13	71.6
0400 PURCHASED PROPERTY SERVICES	97,367.26	.00	18,790.07	49,500.00	30,709.93	38.0
0500 OTHER PURCHASED SERVICES	45,249.67	.00	84,962.28	90,915.90	5,953.62	93.5
0600 SUPPLIES	70,570.40	182.31	94,708.41	152,002.34	57,293.93	62.3
0700 PROPERTY	149,145.10	.00	7,500.00	7,000.00	-500.00	107.1
0800 DEBT SERVICE AND MISCELLANEOUS	8,562.47	.00	10,413.42	12,350.00	1,936.58	84.3
TOTAL 1000 INSTRUCTION	2,400,192.05	368,293.97	2,456,155.05	4,724,053.43	2,267,898.38	52.0
2100 STUDENT SUPPORT SERVICES						
0100 SALARIES PERSONNEL SERVICES	141,815.30	28,368.86	149,270.68	294,011.13	144,740.45	50.8
0200 EMPLOYEE BENEFITS	11,031.67	2,683.70	10,257.30	20,825.21	10,567.91	49.3
0280 ON-BEHALF	.00	.00	.00	.00	.00	.0
0300 PURCHASED PROF AND TECH SERV	5,610.65	295.00	1,895.40	15,250.00	13,354.60	12.4
0500 OTHER PURCHASED SERVICES	442.99	.00	4,092.44	6,750.00	2,657.56	60.6
0600 SUPPLIES	1,234.00	.00	173.28	3,500.00	3,326.72	5.0
0700 PROPERTY	.00	.00	.00	.00	.00	.0
0800 DEBT SERVICE AND MISCELLANEOUS	.00	.00	.00	.00	.00	.0
TOTAL 2100 STUDENT SUPPORT SERVICES	160,134.61	31,347.56	165,689.10	340,336.34	174,647.24	48.7
2200 INSTRUCTIONAL STAFF SUPP SERV						
0100 SALARIES PERSONNEL SERVICES	67,098.12	15,510.02	96,723.38	155,791.74	59,068.36	62.1
0200 EMPLOYEE BENEFITS	7,188.05	1,388.68	9,350.13	8,320.68	-1,029.45	112.4
0280 ON-BEHALF	.00	.00	.00	.00	.00	.0
0300 PURCHASED PROF AND TECH SERV	758.95	.00	1,838.80	4,130.00	2,291.20	44.5
0400 PURCHASED PROPERTY SERVICES	.00	.00	.00	.00	.00	.0
0500 OTHER PURCHASED SERVICES	10,826.52	1,100.00	3,922.39	22,836.00	18,913.61	17.2
0600 SUPPLIES	595.80	.00	225.79	1,600.00	1,374.21	14.1
0700 PROPERTY	.00	.00	39,778.65	.00	-39,778.65	.0
0800 DEBT SERVICE AND MISCELLANEOUS	.00	.00	.00	.00	.00	.0
TOTAL 2200 INSTRUCTIONAL STAFF SUPP SERV	86,467.44	17,998.70	151,839.14	192,678.42	40,839.28	78.8
2300 DISTRICT ADMIN SUPPORT						
0100 SALARIES PERSONNEL SERVICES	127,840.70	18,978.80	130,151.60	260,678.64	130,527.04	49.9
0200 EMPLOYEE BENEFITS	14,088.20	2,044.94	13,868.42	32,958.35	19,089.93	42.1
0280 ON-BEHALF	.00	.00	.00	.00	.00	.0
0300 PURCHASED PROF AND TECH SERV	139,042.17	27,236.91	127,289.11	191,192.49	63,903.38	66.6
0400 PURCHASED PROPERTY SERVICES	3,550.78	.00	2,844.58	5,126.00	2,281.42	55.5

RUSSELLVILLE INDEPENDENT SCHOOL SYSTEM



MONTHLY REPORT - FY 2026 Period 7

GENERAL FUND (1)	LAST FY Period	MONTH TO DATE	YEAR TO DATE	BUDGET APPROP	AVAILABLE BUDGET	PCT USED
0500 OTHER PURCHASED SERVICES	7,746.34	.00	4,313.65	16,019.47	11,705.82	26.9
0600 SUPPLIES	9,981.21	821.06	6,096.47	13,766.61	7,670.14	44.3
0700 PROPERTY	.00	.00	.00	.00	.00	.0
0800 DEBT SERVICE AND MISCELLANEOUS	12,868.20	470.72	10,315.35	5,500.00	-4,815.35	187.6
TOTAL 2300 DISTRICT ADMIN SUPPORT	315,117.60	49,552.43	294,879.18	525,241.56	230,362.38	56.1
2400 SCHOOL ADMIN SUPPORT						
0100 SALARIES PERSONNEL SERVICES	374,185.87	68,922.84	437,793.22	807,389.79	369,596.57	54.2
0200 EMPLOYEE BENEFITS	38,406.32	6,791.41	38,990.90	70,173.55	31,182.65	55.6
0280 ON-BEHALF	.00	.00	.00	.00	.00	.0
0300 PURCHASED PROF AND TECH SERV	285.00	.00	.00	500.00	500.00	.0
0400 PURCHASED PROPERTY SERVICES	.00	.00	.00	.00	.00	.0
0500 OTHER PURCHASED SERVICES	5,266.36	.00	2,387.50	4,533.00	2,145.50	52.7
0600 SUPPLIES	2,365.86	103.09	2,325.51	5,589.00	3,263.49	41.6
TOTAL 2400 SCHOOL ADMIN SUPPORT	420,509.41	75,817.34	481,497.13	888,185.34	406,688.21	54.2
2500 BUSINESS SUPPORT SERVICES						
0100 SALARIES PERSONNEL SERVICES	173,322.50	29,117.45	191,534.48	316,944.20	125,409.72	60.4
0200 EMPLOYEE BENEFITS	30,838.92	4,783.88	31,265.36	56,834.34	25,568.98	55.0
0280 ON-BEHALF	.00	.00	.00	.00	.00	.0
0300 PURCHASED PROF AND TECH SERV	687.31	316.80	25,972.21	5,000.00	-20,972.21	519.4
0400 PURCHASED PROPERTY SERVICES	.00	.00	.00	.00	.00	.0
0500 OTHER PURCHASED SERVICES	11,161.86	254.38	10,427.62	15,850.00	5,422.38	65.8
0600 SUPPLIES	3,243.99	.00	2,372.96	5,656.00	3,283.04	42.0
0700 PROPERTY	.00	.00	.00	.00	.00	.0
0800 DEBT SERVICE AND MISCELLANEOUS	25.00	.00	.00	.00	.00	.0
TOTAL 2500 BUSINESS SUPPORT SERVICES	219,279.58	34,472.51	261,572.63	400,284.54	138,711.91	65.4
2600 PLANT OPERATIONS AND MAINTENANCE						
0100 SALARIES PERSONNEL SERVICES	361,073.86	47,495.27	348,179.33	628,914.60	280,735.27	55.4
0200 EMPLOYEE BENEFITS	90,493.37	12,478.95	86,331.56	162,072.81	75,741.25	53.3
0280 ON-BEHALF	.00	.00	.00	.00	.00	.0
0300 PURCHASED PROF AND TECH SERV	54,232.34	562.00	54,066.83	43,540.00	-10,526.83	124.2
0400 PURCHASED PROPERTY SERVICES	656,239.71	17,002.66	420,929.25	636,524.38	215,595.13	66.1
0500 OTHER PURCHASED SERVICES	176,252.63	5,370.11	146,718.99	149,180.00	2,461.01	98.4
0600 SUPPLIES	296,673.81	35,684.27	308,399.06	510,993.19	202,594.13	60.4
0700 PROPERTY	91,355.81	.00	.00	30,000.00	30,000.00	.0
0800 DEBT SERVICE AND MISCELLANEOUS	.00	.00	600.00	600.00	.00	100.0
TOTAL 2600 PLANT OPERATIONS AND MAINTENANCE	1,726,321.53	118,593.26	1,365,225.02	2,161,824.98	796,599.96	63.2
2700 STUDENT TRANSPORTATION						

MONTHLY REPORT - FY 2026 Period 7

GENERAL FUND (1)	LAST FY Period	MONTH TO DATE	YEAR TO DATE	BUDGET APPROP	AVAILABLE BUDGET	PCT USED
0100 SALARIES PERSONNEL SERVICES	194,849.25	28,132.95	186,303.08	375,068.26	188,765.18	49.7
0200 EMPLOYEE BENEFITS	39,338.29	5,662.77	34,568.62	85,978.06	51,409.44	40.2
0280 ON-BEHALF	.00	.00	.00	.00	.00	.0
0300 PURCHASED PROF AND TECH SERV	2,373.11	80.00	780.00	3,650.00	2,870.00	21.4
0400 PURCHASED PROPERTY SERVICES	5,200.96	.00	1,722.54	7,153.82	5,431.28	24.1
0500 OTHER PURCHASED SERVICES	45,967.57	6,525.10	67,528.92	105,676.92	38,148.00	63.9
0600 SUPPLIES	34,517.61	6,665.23	27,669.91	90,650.00	62,980.09	30.5
0700 PROPERTY	.00	.00	156,953.00	330,408.00	173,455.00	47.5
0800 DEBT SERVICE AND MISCELLANEOUS	.00	.00	.00	70,750.00	70,750.00	.0
TOTAL 2700 STUDENT TRANSPORTATION	322,246.79	47,066.05	475,526.07	1,069,335.06	593,808.99	44.5
3100 FOOD SERVICE OPERATION						
0280 ON-BEHALF	.00	.00	.00	.00	.00	.0
TOTAL 3100 FOOD SERVICE OPERATION	.00	.00	.00	.00	.00	.0
3300 COMMUNITY SERVICES						
0100 SALARIES PERSONNEL SERVICES	.00	.00	.00	.00	.00	.0
0200 EMPLOYEE BENEFITS	.00	.00	.00	.00	.00	.0
0280 ON-BEHALF	.00	.00	.00	.00	.00	.0
0600 SUPPLIES	.00	.00	.00	.00	.00	.0
TOTAL 3300 COMMUNITY SERVICES	.00	.00	.00	.00	.00	.0
4100 LAND/SITE ACQUISITIONS						
0400 PURCHASED PROPERTY SERVICES	.00	.00	.00	.00	.00	.0
0700 PROPERTY	.00	.00	.00	.00	.00	.0
TOTAL 4100 LAND/SITE ACQUISITIONS	.00	.00	.00	.00	.00	.0
5100 DEBT SERVICE						
0800 DEBT SERVICE AND MISCELLANEOUS	.00	.00	.00	.00	.00	.0
TOTAL 5100 DEBT SERVICE	.00	.00	.00	.00	.00	.0
5200 FUND TRANSFERS						
0900 OTHER ITEMS	72,155.00	.00	18,347.00	18,166.00	-181.00	101.0
TOTAL 5200 FUND TRANSFERS	72,155.00	.00	18,347.00	18,166.00	-181.00	101.0
5300 CONTINGENCY						

RUSSELLVILLE INDEPENDENT SCHOOL SYSTEM



MONTHLY REPORT - FY 2026 Period 7

GENERAL FUND (1)	LAST FY Period	MONTH TO DATE	YEAR TO DATE	BUDGET APPROP	AVAILABLE BUDGET	PCT USED
0840 CONTINGENCY	.00	.00	.00	3,015,872.21	3,015,872.21	.0
TOTAL 5300 CONTINGENCY	.00	.00	.00	3,015,872.21	3,015,872.21	.0
TOTAL EXPENDITURES	5,722,424.01	743,141.82	5,670,730.32	13,335,977.88	7,665,247.56	42.5
TOTAL FOR GENERAL FUND (1)	4,001,351.37	225,026.60	4,064,800.65	.00	-4,064,800.65	.0

RUSSELLVILLE INDEPENDENT SCHOOL SYSTEM



MONTHLY REPORT - FY 2026 Period 7

SPECIAL REVENUE (2)	LAST FY Period	MONTH TO DATE	YEAR TO DATE	BUDGET APPROP	AVAILABLE BUDGET	PCT USED
REVENUES						
RECEIPTS						
REVENUE FROM LOCAL SOURCES						
EARNINGS ON INVESTMENTS						
1510 INTEREST ON INVESTMENTS	.00	.00	.00	.00	.00	.0
TOTAL EARNINGS ON INVESTMENTS	.00	.00	.00	.00	.00	.0
OTHER REVENUE FROM LOCAL SOURCES						
1920 CONTRIBUTIONS/DONATIONS	46,094.21	15,968.75	88,599.65	40,627.50	-47,972.15	218.1
1951 MISC REV FRM OTH SCH DST IN ST	.00	.00	.00	.00	.00	.0
1990 MISCELLANEOUS REVENUE	.00	.00	.00	.00	.00	.0
TOTAL OTHER REVENUE FROM LOCAL SOURCES	46,094.21	15,968.75	88,599.65	40,627.50	-47,972.15	218.1
TOTAL REVENUE FROM LOCAL SOURCES	46,094.21	15,968.75	88,599.65	40,627.50	-47,972.15	218.1
REVENUE FROM STATE SOURCES						
STATE PROGRAM						
3111 SEEK PROGRAM	.00	.00	.00	.00	.00	.0
TOTAL STATE PROGRAM	.00	.00	.00	.00	.00	.0
OTHER STATE FUNDING						
3123 STATE VOCATIONAL SCHOOL	.00	.00	.00	.00	.00	.0
TOTAL OTHER STATE FUNDING	.00	.00	.00	.00	.00	.0
RESTRICTED						
3200 RESTRICTED STATE REVENUE	400,369.82	10,347.00	349,770.47	625,839.12	276,068.65	55.9
TOTAL RESTRICTED	400,369.82	10,347.00	349,770.47	625,839.12	276,068.65	55.9
REVENUE ON BEHALF PAYMENTS						
3900 STATE ON-BEHALF PAYMENTS	.00	.00	.00	.00	.00	.0
TOTAL REVENUE ON BEHALF PAYMENTS						

RUSSELLVILLE INDEPENDENT SCHOOL SYSTEM



MONTHLY REPORT - FY 2026 Period 7

SPECIAL REVENUE (2)	LAST FY Period	MONTH TO DATE	YEAR TO DATE	BUDGET APPROP	AVAILABLE BUDGET	PCT USED
	.00	.00	.00	.00	.00	.0
TOTAL REVENUE FROM STATE SOURCES	400,369.82	10,347.00	349,770.47	625,839.12	276,068.65	55.9
REVENUE FROM FEDERAL SOURCES						
RESTRICTED DIRECT						
4300 RESTRICTED DIRECT FEDERAL	545,136.28	205,201.66	605,192.65	.00	-605,192.65	.0
TOTAL RESTRICTED DIRECT	545,136.28	205,201.66	605,192.65	.00	-605,192.65	.0
RESTRICTED THROUGH THE STATE						
4500 RESTRICTED FED THRU STATE	698,553.37	16,956.30	393,507.87	1,123,526.00	730,018.13	35.0
TOTAL RESTRICTED THROUGH THE STATE	698,553.37	16,956.30	393,507.87	1,123,526.00	730,018.13	35.0
TOTAL REVENUE FROM FEDERAL SOURCES	1,243,689.65	222,157.96	998,700.52	1,123,526.00	124,825.48	88.9
OTHER RECEIPTS						
INTERFUND TRANSFERS						
5210 FUND TRANSFER	10,365.00	.00	10,347.00	18,166.00	7,819.00	57.0
5233 NCLB TRANSER FROM TITLE V	.00	.00	.00	.00	.00	.0
5234 NCLB TRANSER FROM TITLE II-D	.00	.00	.00	.00	.00	.0
5242 NCLB TRANSER TO TITLE II-A	.00	.00	.00	.00	.00	.0
TOTAL INTERFUND TRANSFERS	.00	.00	10,347.00	18,166.00	7,819.00	57.0
TOTAL OTHER RECEIPTS	10,365.00	.00	10,347.00	18,166.00	7,819.00	57.0
TOTAL RECEIPTS	1,700,518.68	248,473.71	1,447,417.64	1,808,158.62	360,740.98	80.1
TOTAL REVENUE	1,700,518.68	248,473.71	1,447,417.64	1,808,158.62	360,740.98	80.1

RUSSELLVILLE INDEPENDENT SCHOOL SYSTEM



MONTHLY REPORT - FY 2026 Period 7

SPECIAL REVENUE (2)	LAST FY Period	MONTH TO DATE	YEAR TO DATE	BUDGET APPROP	AVAILABLE BUDGET	PCT USED
EXPENDITURES						
0000 RESTRICT TO REV & BAL SHT ONLY						
0400 PURCHASED PROPERTY SERVICES	.00	.00	.00	.00	.00	.0
TOTAL 0000 RESTRICT TO REV & BAL SHT ONLY	.00	.00	.00	.00	.00	.0
1000 INSTRUCTION						
0100 SALARIES PERSONNEL SERVICES	454,601.37	79,003.44	469,563.54	655,523.00	185,959.46	71.6
0200 EMPLOYEE BENEFITS	120,245.18	22,466.53	122,688.21	142,041.00	19,352.79	86.4
0300 PURCHASED PROF AND TECH SERV	164,527.46	.00	68,001.84	59,266.00	-8,735.84	114.7
0400 PURCHASED PROPERTY SERVICES	2,850.79	.00	1,516.87	5,500.00	3,983.13	27.6
0500 OTHER PURCHASED SERVICES	57,682.30	.00	18,646.39	29,801.38	11,154.99	62.6
0600 SUPPLIES	373,976.83	4,148.95	169,953.02	159,728.40	-10,224.62	106.4
0700 PROPERTY	.00	.00	.00	2,500.00	2,500.00	.0
0800 DEBT SERVICE AND MISCELLANEOUS	10,258.40	9,359.25	13,439.81	3,350.00	-10,089.81	401.2
TOTAL 1000 INSTRUCTION	1,184,142.33	114,978.17	863,809.68	1,057,709.78	193,900.10	81.7
2100 STUDENT SUPPORT SERVICES						
0100 SALARIES PERSONNEL SERVICES	50,844.40	.00	23,035.10	.00	-23,035.10	.0
0200 EMPLOYEE BENEFITS	18,057.32	.00	5,225.40	.00	-5,225.40	.0
0300 PURCHASED PROF AND TECH SERV	34,000.00	5,000.00	31,334.00	53,095.00	21,761.00	59.0
0500 OTHER PURCHASED SERVICES	.00	.00	.00	.00	.00	.0
0600 SUPPLIES	203.89	.00	3,293.83	6,171.78	2,877.95	53.4
0700 PROPERTY	.00	.00	.00	.00	.00	.0
0800 DEBT SERVICE AND MISCELLANEOUS	.00	.00	.00	.00	.00	.0
TOTAL 2100 STUDENT SUPPORT SERVICES	103,105.61	5,000.00	62,888.33	59,266.78	-3,621.55	106.1
2200 INSTRUCTIONAL STAFF SUPP SERV						
0100 SALARIES PERSONNEL SERVICES	318,420.82	38,357.70	267,368.78	358,531.32	91,162.54	74.6
0200 EMPLOYEE BENEFITS	92,310.18	13,323.69	84,686.41	103,051.00	18,364.59	82.2
0300 PURCHASED PROF AND TECH SERV	52,079.27	3,000.00	18,807.29	1,500.00	-17,307.29	*****
0400 PURCHASED PROPERTY SERVICES	.00	.00	.00	.00	.00	.0
0500 OTHER PURCHASED SERVICES	18,282.75	3,819.91	26,095.29	5,494.02	-20,601.27	475.0
0600 SUPPLIES	116,923.72	2,734.41	230,561.92	3,000.00	-227,561.92	*****
0700 PROPERTY	.00	.00	.00	1,000.00	1,000.00	.0
0800 DEBT SERVICE AND MISCELLANEOUS	.00	.00	.00	.00	.00	.0
TOTAL 2200 INSTRUCTIONAL STAFF SUPP SERV	598,016.74	61,235.71	627,519.69	472,576.34	-154,943.35	132.8
2300 DISTRICT ADMIN SUPPORT						
0100 SALARIES PERSONNEL SERVICES	.00	.00	.00	.00	.00	.0

RUSSELLVILLE INDEPENDENT SCHOOL SYSTEM



MONTHLY REPORT - FY 2026 Period 7

SPECIAL REVENUE (2)		LAST FY Period	MONTH TO DATE	YEAR TO DATE	BUDGET APPROP	AVAILABLE BUDGET	PCT USED
0300	PURCHASED PROF AND TECH SERV	.00	.00	.00	.00	.00	.0
	TOTAL 2300 DISTRICT ADMIN SUPPORT	.00	.00	.00	.00	.00	.0
2400	SCHOOL ADMIN SUPPORT						
0100	SALARIES PERSONNEL SERVICES	.00	.00	.00	.00	.00	.0
0200	EMPLOYEE BENEFITS	.00	.00	.00	.00	.00	.0
0300	PURCHASED PROF AND TECH SERV	.00	.00	.00	.00	.00	.0
0600	SUPPLIES	.00	.00	.00	.00	.00	.0
	TOTAL 2400 SCHOOL ADMIN SUPPORT	.00	.00	.00	.00	.00	.0
2500	BUSINESS SUPPORT SERVICES						
0100	SALARIES PERSONNEL SERVICES	.00	.00	.00	.00	.00	.0
0200	EMPLOYEE BENEFITS	.00	.00	.00	.00	.00	.0
0500	OTHER PURCHASED SERVICES	.00	.00	.00	.00	.00	.0
0600	SUPPLIES	.00	.00	.00	.00	.00	.0
0800	DEBT SERVICE AND MISCELLANEOUS	.00	.00	.00	.00	.00	.0
	TOTAL 2500 BUSINESS SUPPORT SERVICES	.00	.00	.00	.00	.00	.0
2600	PLANT OPERATIONS AND MAINTENANCE						
0100	SALARIES PERSONNEL SERVICES	.00	.00	.00	.00	.00	.0
0200	EMPLOYEE BENEFITS	.00	.00	.00	.00	.00	.0
0300	PURCHASED PROF AND TECH SERV	16,000.00	.00	.00	16,000.00	16,000.00	.0
0400	PURCHASED PROPERTY SERVICES	25,510.00	.00	.00	.00	.00	.0
0500	OTHER PURCHASED SERVICES	.00	.00	.00	.00	.00	.0
0600	SUPPLIES	.00	.00	8,000.00	4,000.00	-4,000.00	200.0
0700	PROPERTY	.00	.00	.00	.00	.00	.0
	TOTAL 2600 PLANT OPERATIONS AND MAINTENANCE	41,510.00	.00	8,000.00	20,000.00	12,000.00	40.0
2700	STUDENT TRANSPORTATION						
0100	SALARIES PERSONNEL SERVICES	2,370.00	180.00	3,207.50	.00	-3,207.50	.0
0200	EMPLOYEE BENEFITS	480.85	20.30	744.97	.00	-744.97	.0
0300	PURCHASED PROF AND TECH SERV	.00	.00	.00	.00	.00	.0
0400	PURCHASED PROPERTY SERVICES	.00	.00	.00	.00	.00	.0
0500	OTHER PURCHASED SERVICES	.00	.00	.00	1,000.00	1,000.00	.0
0600	SUPPLIES	.00	.00	.00	.00	.00	.0
0700	PROPERTY	.00	.00	.00	.00	.00	.0
	TOTAL 2700 STUDENT TRANSPORTATION	2,850.85	200.30	3,952.47	1,000.00	-2,952.47	395.3
3300	COMMUNITY SERVICES						

RUSSELLVILLE INDEPENDENT SCHOOL SYSTEM



MONTHLY REPORT - FY 2026 Period 7

SPECIAL REVENUE (2)		LAST FY Period	MONTH TO DATE	YEAR TO DATE	BUDGET APPROP	AVAILABLE BUDGET	PCT USED
0100	SALARIES PERSONNEL SERVICES	73,225.80	9,465.82	64,932.52	113,571.20	48,638.68	57.2
0200	EMPLOYEE BENEFITS	19,504.86	2,568.28	17,001.64	29,961.11	12,959.47	56.8
0300	PURCHASED PROF AND TECH SERV	975.00	.00	700.00	2,000.00	1,300.00	35.0
0400	PURCHASED PROPERTY SERVICES	.00	.00	.00	.00	.00	.0
0500	OTHER PURCHASED SERVICES	4,714.28	.00	2,597.19	6,356.00	3,758.81	40.9
0600	SUPPLIES	95,389.71	7,490.95	87,383.98	19,951.81	-67,432.17	438.0
0700	PROPERTY	.00	.00	.00	.00	.00	.0
0800	DEBT SERVICE AND MISCELLANEOUS	2,250.00	.00	.00	1,000.00	1,000.00	.0
TOTAL 3300 COMMUNITY SERVICES		196,059.65	19,525.05	172,615.33	172,840.12	224.79	99.9
4200	LAND IMPROVEMENTS						
0700	PROPERTY	.00	.00	.00	.00	.00	.0
TOTAL 4200 LAND IMPROVEMENTS		.00	.00	.00	.00	.00	.0
5200	FUND TRANSFERS						
0900	OTHER ITEMS	25,848.65	1,401.85	25,609.78	24,765.60	-844.18	103.4
TOTAL 5200 FUND TRANSFERS		25,848.65	1,401.85	25,609.78	24,765.60	-844.18	103.4
TOTAL EXPENDITURES		2,151,533.83	202,341.08	1,764,395.28	1,808,158.62	43,763.34	97.6
TOTAL FOR SPECIAL REVENUE (2)		-451,015.15	46,132.63	-316,977.64	.00	316,977.64	.0

RUSSELLVILLE INDEPENDENT SCHOOL SYSTEM



MONTHLY REPORT - FY 2026 Period 7

DISTRICT ACTIVITY FUND-SP REV	LAST FY Period	MONTH TO DATE	YEAR TO DATE	BUDGET APPROP	AVAILABLE BUDGET	PCT USED
REVENUES						
0999 BEGINNING BALANCE						
TOTAL 0999 BEGINNING BALANCE	1,699.23	.00	20,898.79	.00	-20,898.79	.0
RECEIPTS						
REVENUE FROM LOCAL SOURCES						
STUDENT ACTIVITIES						
1750 DONATIONS (ACTIVITY FND)	.00	.00	.00	.00	.00	.0
1790 OTHER STUDENT ACTIVITY INCOME	1,186.00	.00	.00	.00	.00	.0
TOTAL STUDENT ACTIVITIES	1,186.00	.00	.00	.00	.00	.0
OTHER REVENUE FROM LOCAL SOURCES						
1920 CONTRIBUTIONS/DONATIONS	.00	.00	.00	.00	.00	.0
TOTAL OTHER REVENUE FROM LOCAL SOURCES	.00	.00	.00	.00	.00	.0
TOTAL REVENUE FROM LOCAL SOURCES	1,186.00	.00	.00	.00	.00	.0
OTHER RECEIPTS						
INTERFUND TRANSFERS						
5210 FUND TRANSFER	.00	.00	1,435.04	.00	-1,435.04	.0
TOTAL INTERFUND TRANSFERS	.00	.00	1,435.04	.00	-1,435.04	.0
TOTAL OTHER RECEIPTS	.00	.00	1,435.04	.00	-1,435.04	.0
TOTAL RECEIPTS	1,186.00	.00	1,435.04	.00	-1,435.04	.0
TOTAL REVENUE	2,885.23	.00	22,333.83	.00	-22,333.83	.0

RUSSELLVILLE INDEPENDENT SCHOOL SYSTEM



MONTHLY REPORT - FY 2026 Period 7

DISTRICT ACTIVITY FUND-SP REV	LAST FY Period	MONTH TO DATE	YEAR TO DATE	BUDGET APPROP	AVAILABLE BUDGET	PCT USED
EXPENDITURES						
1000 INSTRUCTION						
0600 SUPPLIES	1,137.77	.00	9,778.72	.00	-9,778.72	.0
TOTAL 1000 INSTRUCTION	1,137.77	.00	9,778.72	.00	-9,778.72	.0
TOTAL EXPENDITURES	1,137.77	.00	9,778.72	.00	-9,778.72	.0
TOTAL FOR DISTRICT ACTIVITY FUND-SP REV	1,747.46	.00	12,555.11	.00	-12,555.11	.0

RUSSELLVILLE INDEPENDENT SCHOOL SYSTEM



MONTHLY REPORT - FY 2026 Period 7

STUDENT ACTIVITY FUND- SP REV	LAST FY Period	MONTH TO DATE	YEAR TO DATE	BUDGET APPROP	AVAILABLE BUDGET	PCT USED
REVENUES						
0999 BEGINNING BALANCE						
TOTAL 0999 BEGINNING BALANCE	189,237.79	.00	149,813.26	.00	-149,813.26	.0
RECEIPTS						
REVENUE FROM LOCAL SOURCES						
STUDENT ACTIVITIES						
1710 ADMISSIONS	.00	.00	.00	.00	.00	.0
1730 CLUB & OTHER DUES	.00	.00	.00	.00	.00	.0
1740 STUDENT FEES	.00	.00	.00	.00	.00	.0
1790 OTHER STUDENT ACTIVITY INCOME	.00	.00	.00	.00	.00	.0
TOTAL STUDENT ACTIVITIES	.00	.00	.00	.00	.00	.0
TOTAL REVENUE FROM LOCAL SOURCES	.00	.00	.00	.00	.00	.0
TOTAL RECEIPTS	.00	.00	.00	.00	.00	.0
TOTAL REVENUE	189,237.79	.00	149,813.26	.00	-149,813.26	.0

RUSSELLVILLE INDEPENDENT SCHOOL SYSTEM



MONTHLY REPORT - FY 2026 Period 7

STUDENT ACTIVITY FUND- SP REV	LAST FY Period	MONTH TO DATE	YEAR TO DATE	BUDGET APPROP	AVAILABLE BUDGET	PCT USED
EXPENDITURES						
1000 INSTRUCTION						
0600 SUPPLIES	.00	.00	.00	.00	.00	.0
0800 DEBT SERVICE AND MISCELLANEOUS	.00	.00	.00	.00	.00	.0
TOTAL 1000 INSTRUCTION	.00	.00	.00	.00	.00	.0
5200 FUND TRANSFERS						
0900 OTHER ITEMS	.00	.00	.00	.00	.00	.0
TOTAL 5200 FUND TRANSFERS	.00	.00	.00	.00	.00	.0
TOTAL EXPENDITURES	.00	.00	.00	.00	.00	.0
TOTAL FOR STUDENT ACTIVITY FUND- SP REV	189,237.79	.00	149,813.26	.00	-149,813.26	.0

RUSSELLVILLE INDEPENDENT SCHOOL SYSTEM



MONTHLY REPORT - FY 2026 Period 7

CAPITAL OUTLAY FUND (310)	LAST FY Period	MONTH TO DATE	YEAR TO DATE	BUDGET APPROP	AVAILABLE BUDGET	PCT USED
REVENUES						
0999 BEGINNING BALANCE						
TOTAL 0999 BEGINNING BALANCE	.00	.00	.00	.00	.00	.0
RECEIPTS						
REVENUE FROM LOCAL SOURCES						
EARNINGS ON INVESTMENTS						
1510 INTEREST ON INVESTMENTS	.00	.00	.00	.00	.00	.0
TOTAL EARNINGS ON INVESTMENTS	.00	.00	.00	.00	.00	.0
TOTAL REVENUE FROM LOCAL SOURCES	.00	.00	.00	.00	.00	.0
REVENUE FROM STATE SOURCES						
RESTRICTED						
3200 RESTRICTED STATE REVENUE	47,774.00	.00	45,065.00	90,428.00	45,363.00	49.8
TOTAL RESTRICTED	47,774.00	.00	45,065.00	90,428.00	45,363.00	49.8
TOTAL REVENUE FROM STATE SOURCES	47,774.00	.00	45,065.00	90,428.00	45,363.00	49.8
OTHER RECEIPTS						
BOND ISSUANCE						
5110 BOND PRINCIPAL PROCEEDS	.00	.00	.00	.00	.00	.0
TOTAL BOND ISSUANCE	.00	.00	.00	.00	.00	.0
INTERFUND TRANSFERS						
5210 FUND TRANSFER	.00	.00	.00	.00	.00	.0
TOTAL INTERFUND TRANSFERS	.00	.00	.00	.00	.00	.0
TOTAL OTHER RECEIPTS	.00	.00	.00	.00	.00	.0

RUSSELLVILLE INDEPENDENT SCHOOL SYSTEM



MONTHLY REPORT - FY 2026 Period 7

CAPITAL OUTLAY FUND (310)	LAST FY Period	MONTH TO DATE	YEAR TO DATE	BUDGET APPROP	AVAILABLE BUDGET	PCT USED
TOTAL RECEIPTS	47,774.00	.00	45,065.00	90,428.00	45,363.00	49.8
TOTAL REVENUE	47,774.00	.00	45,065.00	90,428.00	45,363.00	49.8

RUSSELLVILLE INDEPENDENT SCHOOL SYSTEM



MONTHLY REPORT - FY 2026 Period 7

CAPITAL OUTLAY FUND (310)		LAST FY Period	MONTH TO DATE	YEAR TO DATE	BUDGET APPROP	AVAILABLE BUDGET	PCT USED
EXPENDITURES							
2600 PLANT OPERATIONS AND MAINTENANCE							
0400	PURCHASED PROPERTY SERVICES	.00	.00	.00	.00	.00	.0
0500	OTHER PURCHASED SERVICES	.00	.00	.00	.00	.00	.0
TOTAL 2600 PLANT OPERATIONS AND MAINTENANCE		.00	.00	.00	.00	.00	.0
5100 DEBT SERVICE							
0800	DEBT SERVICE AND MISCELLANEOUS	.00	.00	.00	.00	.00	.0
0840	CONTINGENCY	.00	.00	.00	90,428.00	90,428.00	.0
TOTAL 5100 DEBT SERVICE		.00	.00	.00	90,428.00	90,428.00	.0
5200 FUND TRANSFERS							
0900	OTHER ITEMS	90,128.00	.00	.00	.00	.00	.0
TOTAL 5200 FUND TRANSFERS		90,128.00	.00	.00	.00	.00	.0
TOTAL EXPENDITURES		90,128.00	.00	.00	90,428.00	90,428.00	.0
TOTAL FOR CAPITAL OUTLAY FUND (310)		-42,354.00	.00	45,065.00	.00	-45,065.00	.0

RUSSELLVILLE INDEPENDENT SCHOOL SYSTEM



MONTHLY REPORT - FY 2026 Period 7

BUILDING FUND FSPK (320)	LAST FY Period	MONTH TO DATE	YEAR TO DATE	BUDGET APPROP	AVAILABLE BUDGET	PCT USED
REVENUES						
0999 BEGINNING BALANCE						
TOTAL 0999 BEGINNING BALANCE	.00	.00	.00	.00	.00	.0
RECEIPTS						
REVENUE FROM LOCAL SOURCES						
AD VALOREM TAXES						
1111 GENERAL PROPERTY TAX	394,970.00	.00	442,672.00	442,671.00	-1.00	100.0
1191 OMITTED PROPERTY TAX	.00	.00	.00	.00	.00	.0
TOTAL AD VALOREM TAXES	394,970.00	.00	442,672.00	442,671.00	-1.00	100.0
EARNINGS ON INVESTMENTS						
1510 INTEREST ON INVESTMENTS	.00	.00	.00	.00	.00	.0
TOTAL EARNINGS ON INVESTMENTS	.00	.00	.00	.00	.00	.0
OTHER REVENUE FROM LOCAL SOURCES						
1990 MISCELLANEOUS REVENUE	.00	.00	.00	.00	.00	.0
TOTAL OTHER REVENUE FROM LOCAL SOURCES	.00	.00	.00	.00	.00	.0
TOTAL REVENUE FROM LOCAL SOURCES	394,970.00	.00	442,672.00	442,671.00	-1.00	100.0
REVENUE FROM STATE SOURCES						
RESTRICTED						
3200 RESTRICTED STATE REVENUE	370,198.00	.00	346,278.00	652,412.00	306,134.00	53.1
TOTAL RESTRICTED	370,198.00	.00	346,278.00	652,412.00	306,134.00	53.1
TOTAL REVENUE FROM STATE SOURCES	370,198.00	.00	346,278.00	652,412.00	306,134.00	53.1
OTHER RECEIPTS						
BOND ISSUANCE						

RUSSELLVILLE INDEPENDENT SCHOOL SYSTEM



MONTHLY REPORT - FY 2026 Period 7

BUILDING FUND FSPK (320)	LAST FY Period	MONTH TO DATE	YEAR TO DATE	BUDGET APPROP	AVAILABLE BUDGET	PCT USED
5110 BOND PRINCIPAL PROCEEDS	.00	.00	.00	.00	.00	.0
TOTAL BOND ISSUANCE	.00	.00	.00	.00	.00	.0
INTERFUND TRANSFERS						
5210 FUND TRANSFER	.00	.00	.00	.00	.00	.0
TOTAL INTERFUND TRANSFERS	.00	.00	.00	.00	.00	.0
TOTAL OTHER RECEIPTS	.00	.00	.00	.00	.00	.0
TOTAL RECEIPTS	765,168.00	.00	788,950.00	1,095,083.00	306,133.00	72.0
TOTAL REVENUE	765,168.00	.00	788,950.00	1,095,083.00	306,133.00	72.0

RUSSELLVILLE INDEPENDENT SCHOOL SYSTEM



MONTHLY REPORT - FY 2026 Period 7

BUILDING FUND FSPK (320)	LAST FY Period	MONTH TO DATE	YEAR TO DATE	BUDGET APPROP	AVAILABLE BUDGET	PCT USED
EXPENDITURES						
5100 DEBT SERVICE						
0800 DEBT SERVICE AND MISCELLANEOUS	.00	.00	.00	.00	.00	.0
0840 CONTINGENCY	.00	.00	.00	96,239.26	96,239.26	.0
TOTAL 5100 DEBT SERVICE	.00	.00	.00	96,239.26	96,239.26	.0
5200 FUND TRANSFERS						
0900 OTHER ITEMS	258,828.03	.00	180,566.79	998,843.74	818,276.95	18.1
TOTAL 5200 FUND TRANSFERS	258,828.03	.00	180,566.79	998,843.74	818,276.95	18.1
TOTAL EXPENDITURES	258,828.03	.00	180,566.79	1,095,083.00	914,516.21	16.5
TOTAL FOR BUILDING FUND FSPK (320)	506,339.97	.00	608,383.21	.00	-608,383.21	.0

RUSSELLVILLE INDEPENDENT SCHOOL SYSTEM



MONTHLY REPORT - FY 2026 Period 7

CONSTRUCTION FUND (360)	LAST FY Period	MONTH TO DATE	YEAR TO DATE	BUDGET APPROP	AVAILABLE BUDGET	PCT USED
REVENUES						
0999 BEGINNING BALANCE						
TOTAL 0999 BEGINNING BALANCE	.00	.00	.00	.00	.00	.0
RECEIPTS						
REVENUE FROM LOCAL SOURCES						
EARNINGS ON INVESTMENTS						
1510 INTEREST ON INVESTMENTS	20,476.39	.00	.00	.00	.00	.0
TOTAL EARNINGS ON INVESTMENTS	20,476.39	.00	.00	.00	.00	.0
OTHER REVENUE FROM LOCAL SOURCES						
1990 MISCELLANEOUS REVENUE	10,433.12	.00	.00	.00	.00	.0
TOTAL OTHER REVENUE FROM LOCAL SOURCES	10,433.12	.00	.00	.00	.00	.0
TOTAL REVENUE FROM LOCAL SOURCES	30,909.51	.00	.00	.00	.00	.0
REVENUE FROM FEDERAL SOURCES						
RESTRICTED THROUGH THE STATE						
4500 RESTRICTED FED THRU STATE	.00	.00	.00	.00	.00	.0
TOTAL RESTRICTED THROUGH THE STATE	.00	.00	.00	.00	.00	.0
TOTAL REVENUE FROM FEDERAL SOURCES	.00	.00	.00	.00	.00	.0
OTHER RECEIPTS						
BOND ISSUANCE						
5110 BOND PRINCIPAL PROCEEDS	.00	.00	.00	.00	.00	.0
5120 Bond Premium	.00	.00	.00	.00	.00	.0
TOTAL BOND ISSUANCE	.00	.00	.00	.00	.00	.0
INTERFUND TRANSFERS						

RUSSELLVILLE INDEPENDENT SCHOOL SYSTEM



MONTHLY REPORT - FY 2026 Period 7

CONSTRUCTION FUND (360)	LAST FY Period	MONTH TO DATE	YEAR TO DATE	BUDGET APPROP	AVAILABLE BUDGET	PCT USED
5210 FUND TRANSFER	676,201.56	.00	.00	.00	.00	.0
TOTAL INTERFUND TRANSFERS	676,201.56	.00	.00	.00	.00	.0
TOTAL OTHER RECEIPTS	676,201.56	.00	.00	.00	.00	.0
TOTAL RECEIPTS	707,111.07	.00	.00	.00	.00	.0
TOTAL REVENUE	707,111.07	.00	.00	.00	.00	.0

RUSSELLVILLE INDEPENDENT SCHOOL SYSTEM



MONTHLY REPORT - FY 2026 Period 7

CONSTRUCTION FUND (360)		LAST FY Period	MONTH TO DATE	YEAR TO DATE	BUDGET APPROP	AVAILABLE BUDGET	PCT USED
EXPENDITURES							
4200 LAND IMPROVEMENTS							
0300	PURCHASED PROF AND TECH SERV	.00	.00	.00	.00	.00	.0
0400	PURCHASED PROPERTY SERVICES	.00	.00	.00	.00	.00	.0
0700	PROPERTY	.00	.00	.00	.00	.00	.0
TOTAL 4200 LAND IMPROVEMENTS		.00	.00	.00	.00	.00	.0
4500 BUILDING ACQUISITIONS & CONSTRUCTION							
0300	PURCHASED PROF AND TECH SERV	.00	.00	.00	.00	.00	.0
0400	PURCHASED PROPERTY SERVICES	.00	.00	.00	.00	.00	.0
0500	OTHER PURCHASED SERVICES	.00	.00	.00	.00	.00	.0
0700	PROPERTY	.00	.00	.00	.00	.00	.0
0800	DEBT SERVICE AND MISCELLANEOUS	.00	.00	.00	.00	.00	.0
0840	CONTINGENCY	.00	.00	.00	.00	.00	.0
TOTAL 4500 BUILDING ACQUISITIONS & CONSTRUCTION		.00	.00	.00	.00	.00	.0
4600 SITE IMPROVEMENT							
0300	PURCHASED PROF AND TECH SERV	.00	.00	.00	.00	.00	.0
0800	DEBT SERVICE AND MISCELLANEOUS	.00	.00	.00	.00	.00	.0
TOTAL 4600 SITE IMPROVEMENT		.00	.00	.00	.00	.00	.0
4700 BUILDING IMPROVEMENTS							
0300	PURCHASED PROF AND TECH SERV	195,796.15	.00	39,501.59	.00	-39,501.59	.0
0400	PURCHASED PROPERTY SERVICES	1,241,207.30	6,762.52	2,423,377.47	.00	-2,423,377.47	.0
0500	OTHER PURCHASED SERVICES	.00	.00	.00	.00	.00	.0
0700	PROPERTY	.00	.00	274,000.00	.00	-274,000.00	.0
0800	DEBT SERVICE AND MISCELLANEOUS	.00	.00	.00	.00	.00	.0
0840	CONTINGENCY	.00	.00	.00	.00	.00	.0
TOTAL 4700 BUILDING IMPROVEMENTS		1,437,003.45	6,762.52	2,736,879.06	.00	-2,736,879.06	.0
5100 DEBT SERVICE							
0800	DEBT SERVICE AND MISCELLANEOUS	.00	.00	.00	.00	.00	.0
TOTAL 5100 DEBT SERVICE		.00	.00	.00	.00	.00	.0
5200 FUND TRANSFERS							
0900	OTHER ITEMS	364,232.71	.00	.00	.00	.00	.0

RUSSELLVILLE INDEPENDENT SCHOOL SYSTEM



MONTHLY REPORT - FY 2026 Period 7

CONSTRUCTION FUND (360)	LAST FY Period	MONTH TO DATE	YEAR TO DATE	BUDGET APPROP	AVAILABLE BUDGET	PCT USED
TOTAL 5200 FUND TRANSFERS	364,232.71	.00	.00	.00	.00	.0
TOTAL EXPENDITURES	1,801,236.16	6,762.52	2,736,879.06	.00	-2,736,879.06	.0
TOTAL FOR CONSTRUCTION FUND (360)	-1,094,125.09	-6,762.52	-2,736,879.06	.00	2,736,879.06	.0

RUSSELLVILLE INDEPENDENT SCHOOL SYSTEM



MONTHLY REPORT - FY 2026 Period 7

DEBT SERVICE FUND (400)	LAST FY Period	MONTH TO DATE	YEAR TO DATE	BUDGET APPROP	AVAILABLE BUDGET	PCT USED
REVENUES						
0999 BEGINNING BALANCE						
TOTAL 0999 BEGINNING BALANCE	.00	.00	.00	.00	.00	.0
RECEIPTS						
REVENUE FROM LOCAL SOURCES						
EARNINGS ON INVESTMENTS						
1510 INTEREST ON INVESTMENTS	.00	.00	.00	.00	.00	.0
TOTAL EARNINGS ON INVESTMENTS	.00	.00	.00	.00	.00	.0
TOTAL REVENUE FROM LOCAL SOURCES	.00	.00	.00	.00	.00	.0
REVENUE FROM STATE SOURCES						
REVENUE ON BEHALF PAYMENTS						
3900 STATE ON-BEHALF PAYMENTS	.00	.00	.00	258,811.33	258,811.33	.0
TOTAL REVENUE ON BEHALF PAYMENTS	.00	.00	.00	258,811.33	258,811.33	.0
TOTAL REVENUE FROM STATE SOURCES	.00	.00	.00	258,811.33	258,811.33	.0
OTHER RECEIPTS						
BOND ISSUANCE						
5110 BOND PRINCIPAL PROCEEDS	.00	.00	.00	.00	.00	.0
TOTAL BOND ISSUANCE	.00	.00	.00	.00	.00	.0
INTERFUND TRANSFERS						
5210 FUND TRANSFER	92,777.18	.00	180,566.79	998,843.74	818,276.95	18.1
TOTAL INTERFUND TRANSFERS	92,777.18	.00	180,566.79	998,843.74	818,276.95	18.1
TOTAL OTHER RECEIPTS	92,777.18	.00	180,566.79	998,843.74	818,276.95	18.1

RUSSELLVILLE INDEPENDENT SCHOOL SYSTEM



MONTHLY REPORT - FY 2026 Period 7

DEBT SERVICE FUND (400)	LAST FY Period	MONTH TO DATE	YEAR TO DATE	BUDGET APPROP	AVAILABLE BUDGET	PCT USED
TOTAL RECEIPTS	92,777.18	.00	180,566.79	1,257,655.07	1,077,088.28	14.4
TOTAL REVENUE	92,777.18	.00	180,566.79	1,257,655.07	1,077,088.28	14.4

RUSSELLVILLE INDEPENDENT SCHOOL SYSTEM



MONTHLY REPORT - FY 2026 Period 7

DEBT SERVICE FUND (400)		LAST FY Period	MONTH TO DATE	YEAR TO DATE	BUDGET APPROP	AVAILABLE BUDGET	PCT USED
EXPENDITURES							
5100 DEBT SERVICE							
0300	PURCHASED PROF AND TECH SERV	.00	.00	.00	.00	.00	.0
0800	DEBT SERVICE AND MISCELLANEOUS	92,777.18	69,695.49	250,262.28	1,257,655.07	1,007,392.79	19.9
0900	OTHER ITEMS	.00	.00	.00	.00	.00	.0
TOTAL 5100 DEBT SERVICE		92,777.18	69,695.49	250,262.28	1,257,655.07	1,007,392.79	19.9
TOTAL EXPENDITURES		92,777.18	69,695.49	250,262.28	1,257,655.07	1,007,392.79	19.9
TOTAL FOR DEBT SERVICE FUND (400)		.00	-69,695.49	-69,695.49	.00	69,695.49	.0

RUSSELLVILLE INDEPENDENT SCHOOL SYSTEM



MONTHLY REPORT - FY 2026 Period 7

FOOD SERVICE FUND (51)	LAST FY Period	MONTH TO DATE	YEAR TO DATE	BUDGET APPROP	AVAILABLE BUDGET	PCT USED
REVENUES						
0999 BEGINNING BALANCE						
TOTAL 0999 BEGINNING BALANCE	565,246.01	.00	333,736.02	333,736.02	.00	100.0
RECEIPTS						
REVENUE FROM LOCAL SOURCES						
EARNINGS ON INVESTMENTS						
1510 INTEREST ON INVESTMENTS	10,905.47	.00	4,980.07	15,000.00	10,019.93	33.2
TOTAL EARNINGS ON INVESTMENTS	10,905.47	.00	4,980.07	15,000.00	10,019.93	33.2
FOOD SERVICE						
1610 REIMBURSABLE PROGRAMS	.00	.00	.00	.00	.00	.0
1611 REIMBURSABLE SCHOOL LUNCH PROG	.00	.00	.00	.00	.00	.0
1612 REIMBURSABLE SCH BREAKFAST PRG	.00	.00	.00	.00	.00	.0
1624 NON-REIMBURSBLE A LA CARTE PRG	20,104.94	2,304.89	17,226.12	35,000.00	17,773.88	49.2
1625 NON-REIMB A LA CARTE BKFST PRG	.00	.00	.00	.00	.00	.0
1626 NON-REIMB A LA CARTE LUNCH PRG	.00	.00	.00	.00	.00	.0
1629 NON-REIMBURSBLE OTHER FOOD PRG	.00	.00	.00	.00	.00	.0
1631 CATERING	.00	.00	.00	.00	.00	.0
1636 IN SERVICE	.00	.00	.00	.00	.00	.0
1690 FOOD SERVICE REBATES	.00	.00	.00	.00	.00	.0
1690 FOOD REBATES (OLD)	.00	.00	.00	.00	.00	.0
TOTAL FOOD SERVICE	20,104.94	2,304.89	17,226.12	35,000.00	17,773.88	49.2
OTHER REVENUE FROM LOCAL SOURCES						
1920 CONTRIBUTIONS/DONATIONS	.00	.00	.00	.00	.00	.0
1990 MISCELLANEOUS REVENUE	.00	.00	.00	.00	.00	.0
TOTAL OTHER REVENUE FROM LOCAL SOURCES	.00	.00	.00	.00	.00	.0
TOTAL REVENUE FROM LOCAL SOURCES	31,010.41	2,304.89	22,206.19	50,000.00	27,793.81	44.4
REVENUE FROM STATE SOURCES						
RESTRICTED						
3200 RESTRICTED STATE REVENUE	.00	.00	.00	6,600.00	6,600.00	.0

RUSSELLVILLE INDEPENDENT SCHOOL SYSTEM



MONTHLY REPORT - FY 2026 Period 7

FOOD SERVICE FUND (51)	LAST FY Period	MONTH TO DATE	YEAR TO DATE	BUDGET APPROP	AVAILABLE BUDGET	PCT USED
TOTAL RESTRICTED	.00	.00	.00	6,600.00	6,600.00	.0
REVENUE ON BEHALF PAYMENTS						
3900 STATE ON-BEHALF PAYMENTS	.00	.00	.00	.00	.00	.0
TOTAL REVENUE ON BEHALF PAYMENTS	.00	.00	.00	.00	.00	.0
TOTAL REVENUE FROM STATE SOURCES	.00	.00	.00	6,600.00	6,600.00	.0
REVENUE FROM FEDERAL SOURCES						
RESTRICTED THROUGH THE STATE						
4500 RESTRICTED FED THRU STATE	342,284.68	45,244.26	348,647.24	640,000.00	291,352.76	54.5
4500 RESTRICTED FEDERAL (BFAST)	153,798.14	19,662.72	152,146.91	295,000.00	142,853.09	51.6
4500 Restructed Fed(FFVP)	14,674.76	2,586.74	16,106.38	33,000.00	16,893.62	48.8
TOTAL RESTRICTED THROUGH THE STATE	510,757.58	67,493.72	516,900.53	968,000.00	451,099.47	53.4
CHILD NUTRITION PROGRAM DONATED COMMODIT						
4950 CHILD NUTR PRG DONATED COMMOD	6,546.02	.00	.00	60,000.00	60,000.00	.0
TOTAL CHILD NUTRITION PROGRAM DONATED COMMODIT	6,546.02	.00	.00	60,000.00	60,000.00	.0
TOTAL REVENUE FROM FEDERAL SOURCES	517,303.60	67,493.72	516,900.53	1,028,000.00	511,099.47	50.3
OTHER RECEIPTS						
INTERFUND TRANSFERS						
5210 FUND TRANSFER	.00	.00	.00	.00	.00	.0
TOTAL INTERFUND TRANSFERS	.00	.00	.00	.00	.00	.0
SALE OR COMP FOR LOSS OF ASSETS						
5341 SALE OF EQUIPMENT ETC	.00	.00	.00	.00	.00	.0
TOTAL SALE OR COMP FOR LOSS OF ASSETS	.00	.00	.00	.00	.00	.0
TOTAL OTHER RECEIPTS	.00	.00	.00	.00	.00	.0

RUSSELLVILLE INDEPENDENT SCHOOL SYSTEM



MONTHLY REPORT - FY 2026 Period 7

FOOD SERVICE FUND (51)	LAST FY Period	MONTH TO DATE	YEAR TO DATE	BUDGET APPROP	AVAILABLE BUDGET	PCT USED
TOTAL RECEIPTS	548,314.01	69,798.61	539,106.72	1,084,600.00	545,493.28	49.7
TOTAL REVENUE	1,113,560.02	69,798.61	872,842.74	1,418,336.02	545,493.28	61.5

RUSSELLVILLE INDEPENDENT SCHOOL SYSTEM



MONTHLY REPORT - FY 2026 Period 7

FOOD SERVICE FUND (51)	LAST FY Period	MONTH TO DATE	YEAR TO DATE	BUDGET APPROP	AVAILABLE BUDGET	PCT USED
EXPENDITURES						
0000 RESTRICT TO REV & BAL SHT ONLY						
0280 ON-BEHALF	.00	.00	.00	.00	.00	.0
TOTAL 0000 RESTRICT TO REV & BAL SHT ONLY	.00	.00	.00	.00	.00	.0
3100 FOOD SERVICE OPERATION						
0100 SALARIES PERSONNEL SERVICES	180,838.41	27,759.55	170,164.85	353,700.00	183,535.15	48.1
0200 EMPLOYEE BENEFITS	50,503.78	7,598.65	45,829.69	97,135.00	51,305.31	47.2
0280 ON-BEHALF	.00	.00	.00	.00	.00	.0
0300 PURCHASED PROF AND TECH SERV	3,009.00	.00	569.00	6,000.00	5,431.00	9.5
0400 PURCHASED PROPERTY SERVICES	7,520.38	.00	1,000.25	9,000.00	7,999.75	11.1
0500 OTHER PURCHASED SERVICES	8,201.31	.00	3,015.16	12,512.08	9,496.92	24.1
0600 SUPPLIES	290,631.47	17,721.18	274,217.57	595,211.37	320,993.80	46.1
0700 PROPERTY	77,929.96	.00	600.00	30,000.00	29,400.00	2.0
0800 DEBT SERVICE AND MISCELLANEOUS	.00	.00	863.50	.00	-863.50	.0
0840 CONTINGENCY	.00	.00	.00	232,777.57	232,777.57	.0
TOTAL 3100 FOOD SERVICE OPERATION	618,634.31	53,079.38	496,260.02	1,336,336.02	840,076.00	37.1
5200 FUND TRANSFERS						
0900 OTHER ITEMS	42,307.05	6,908.99	42,292.75	82,000.00	39,707.25	51.6
TOTAL 5200 FUND TRANSFERS	42,307.05	6,908.99	42,292.75	82,000.00	39,707.25	51.6
TOTAL EXPENDITURES	660,941.36	59,988.37	538,552.77	1,418,336.02	879,783.25	38.0
TOTAL FOR FOOD SERVICE FUND (51)	452,618.66	9,810.24	334,289.97	.00	-334,289.97	.0

RUSSELLVILLE INDEPENDENT SCHOOL SYSTEM



MONTHLY REPORT - FY 2026 Period 7

DAY CARE OPERATIONS (52)	LAST FY Period	MONTH TO DATE	YEAR TO DATE	BUDGET APPROP	AVAILABLE BUDGET	PCT USED
REVENUES						
0999 BEGINNING BALANCE						
TOTAL 0999 BEGINNING BALANCE	.00	.00	.00	.00	.00	.0
RECEIPTS						
REVENUE FROM LOCAL SOURCES						
COMMUNITY SERVICE ACTIVITIES						
1810 DAY CARE FEES	.00	.00	.00	.00	.00	.0
TOTAL COMMUNITY SERVICE ACTIVITIES	.00	.00	.00	.00	.00	.0
OTHER REVENUE FROM LOCAL SOURCES						
1990 MISCELLANEOUS REVENUE	.00	.00	.00	.00	.00	.0
TOTAL OTHER REVENUE FROM LOCAL SOURCES	.00	.00	.00	.00	.00	.0
TOTAL REVENUE FROM LOCAL SOURCES	.00	.00	.00	.00	.00	.0
OTHER RECEIPTS						
INTERFUND TRANSFERS						
5210 FUND TRANSFER	.00	.00	.00	.00	.00	.0
TOTAL INTERFUND TRANSFERS	.00	.00	.00	.00	.00	.0
TOTAL OTHER RECEIPTS	.00	.00	.00	.00	.00	.0
TOTAL RECEIPTS	.00	.00	.00	.00	.00	.0
TOTAL REVENUE	.00	.00	.00	.00	.00	.0

RUSSELLVILLE INDEPENDENT SCHOOL SYSTEM



MONTHLY REPORT - FY 2026 Period 7

DAY CARE OPERATIONS (52)	LAST FY Period	MONTH TO DATE	YEAR TO DATE	BUDGET APPROP	AVAILABLE BUDGET	PCT USED
EXPENDITURES						
3200 DAY CARE OPERATIONS						
0100 SALARIES PERSONNEL SERVICES	.00	.00	.00	.00	.00	.0
0200 EMPLOYEE BENEFITS	.00	.00	.00	.00	.00	.0
0300 PURCHASED PROF AND TECH SERV	.00	.00	.00	.00	.00	.0
0600 SUPPLIES	.00	.00	.00	.00	.00	.0
TOTAL 3200 DAY CARE OPERATIONS	.00	.00	.00	.00	.00	.0
TOTAL EXPENDITURES	.00	.00	.00	.00	.00	.0
TOTAL FOR DAY CARE OPERATIONS (52)	.00	.00	.00	.00	.00	.0

RUSSELLVILLE INDEPENDENT SCHOOL SYSTEM



MONTHLY REPORT - FY 2026 Period 7

COMMUNITY EDUCATION (54)	LAST FY Period	MONTH TO DATE	YEAR TO DATE	BUDGET APPROP	AVAILABLE BUDGET	PCT USED
REVENUES						
0999 BEGINNING BALANCE						
TOTAL 0999 BEGINNING BALANCE	1,199.58	.00	116.82	116.82	.00	100.0
RECEIPTS						
REVENUE FROM LOCAL SOURCES						
COMMUNITY SERVICE ACTIVITIES						
1811 COMMUNITY ED FEES	720.00	.00	.00	3,000.00	3,000.00	.0
TOTAL COMMUNITY SERVICE ACTIVITIES	720.00	.00	.00	3,000.00	3,000.00	.0
OTHER REVENUE FROM LOCAL SOURCES						
1920 CONTRIBUTIONS/DONATIONS	.00	.00	.00	.00	.00	.0
TOTAL OTHER REVENUE FROM LOCAL SOURCES	.00	.00	.00	.00	.00	.0
TOTAL REVENUE FROM LOCAL SOURCES	720.00	.00	.00	3,000.00	3,000.00	.0
TOTAL RECEIPTS	720.00	.00	.00	3,000.00	3,000.00	.0
TOTAL REVENUE	1,919.58	.00	116.82	3,116.82	3,000.00	3.8

RUSSELLVILLE INDEPENDENT SCHOOL SYSTEM



MONTHLY REPORT - FY 2026 Period 7

COMMUNITY EDUCATION (54)	LAST FY Period	MONTH TO DATE	YEAR TO DATE	BUDGET APPROP	AVAILABLE BUDGET	PCT USED
EXPENDITURES						
1000 INSTRUCTION						
0100 SALARIES PERSONNEL SERVICES	.00	.00	.00	.00	.00	.0
0200 EMPLOYEE BENEFITS	.00	.00	.00	.00	.00	.0
0300 PURCHASED PROF AND TECH SERV	900.00	.00	.00	2,400.00	2,400.00	.0
0500 OTHER PURCHASED SERVICES	668.92	.00	429.46	400.00	-29.46	107.4
0600 SUPPLIES	145.88	.00	64.49	200.00	135.51	32.3
0800 DEBT SERVICE AND MISCELLANEOUS	.00	.00	.00	.00	.00	.0
0840 CONTINGENCY	.00	.00	.00	116.82	116.82	.0
TOTAL 1000 INSTRUCTION	1,714.80	.00	493.95	3,116.82	2,622.87	15.9
5200 FUND TRANSFERS						
0900 OTHER ITEMS	.00	.00	.00	.00	.00	.0
TOTAL 5200 FUND TRANSFERS	.00	.00	.00	.00	.00	.0
TOTAL EXPENDITURES	1,714.80	.00	493.95	3,116.82	2,622.87	15.9
TOTAL FOR COMMUNITY EDUCATION (54)	204.78	.00	-377.13	.00	377.13	.0

RUSSELLVILLE INDEPENDENT SCHOOL SYSTEM



MONTHLY REPORT - FY 2026 Period 7

FIDUCIARY FUND - TRUST FUNDS (LAST FY Period	MONTH TO DATE	YEAR TO DATE	BUDGET APPROP	AVAILABLE BUDGET	PCT USED
REVENUES						
0999 BEGINNING BALANCE						
TOTAL 0999 BEGINNING BALANCE	517,047.15	.00	562,868.09	562,868.09	.00	100.0
RECEIPTS						
REVENUE FROM LOCAL SOURCES						
EARNINGS ON INVESTMENTS						
1510 INTEREST ON INVESTMENTS	1,065.22	.00	802.09	15,300.00	14,497.91	5.2
1530 NET INC IN FAIR VAL OF INVESTS	.00	.00	.00	.00	.00	.0
TOTAL EARNINGS ON INVESTMENTS	1,065.22	.00	802.09	15,300.00	14,497.91	5.2
OTHER REVENUE FROM LOCAL SOURCES						
1920 CONTRIBUTIONS/DONATIONS	.00	.00	.00	.00	.00	.0
1930 GAIN/LOSS ON DISPOSAL OF ASSET	.00	.00	.00	5,000.00	5,000.00	.0
TOTAL OTHER REVENUE FROM LOCAL SOURCES	.00	.00	.00	5,000.00	5,000.00	.0
TOTAL REVENUE FROM LOCAL SOURCES	1,065.22	.00	802.09	20,300.00	19,497.91	4.0
OTHER RECEIPTS						
INTERFUND TRANSFERS						
5210 FUND TRANSFER	6,000.00	.00	8,000.00	.00	-8,000.00	.0
TOTAL INTERFUND TRANSFERS	6,000.00	.00	8,000.00	.00	-8,000.00	.0
TOTAL OTHER RECEIPTS	6,000.00	.00	8,000.00	.00	-8,000.00	.0
TOTAL RECEIPTS	7,065.22	.00	8,802.09	20,300.00	11,497.91	43.4
TOTAL REVENUE	524,112.37	.00	571,670.18	583,168.09	11,497.91	98.0

RUSSELLVILLE INDEPENDENT SCHOOL SYSTEM



MONTHLY REPORT - FY 2026 Period 7

FIDUCIARY FUND - TRUST FUNDS (LAST FY Period	MONTH TO DATE	YEAR TO DATE	BUDGET APPROP	AVAILABLE BUDGET	PCT USED
EXPENDITURES							
3300 COMMUNITY SERVICES							
0600	SUPPLIES	9,500.00	4,000.00	12,000.00	16,000.00	4,000.00	75.0
0800	DEBT SERVICE AND MISCELLANEOUS	.00	.00	.00	3,000.00	3,000.00	.0
0840	CONTINGENCY	.00	.00	.00	564,168.09	564,168.09	.0
TOTAL 3300 COMMUNITY SERVICES		9,500.00	4,000.00	12,000.00	583,168.09	571,168.09	2.1
TOTAL EXPENDITURES		9,500.00	4,000.00	12,000.00	583,168.09	571,168.09	2.1
TOTAL FOR FIDUCIARY FUND - TRUST FUNDS (514,612.37	-4,000.00	559,670.18	.00	-559,670.18	.0

RUSSELLVILLE INDEPENDENT SCHOOL SYSTEM



MONTHLY REPORT - FY 2026 Period 7

GOVERNMENTAL ASSETS (8)	LAST FY Period	MONTH TO DATE	YEAR TO DATE	BUDGET APPROP	AVAILABLE BUDGET	PCT USED
REVENUES						
RECEIPTS						
OTHER RECEIPTS						
SALE OR COMP FOR LOSS OF ASSETS						
5311 SALE OF LAND & IMPROVEMENTS	.00	.00	.00	.00	.00	.0
5331 SALE OF BUILDINGS	.00	.00	.00	.00	.00	.0
5341 PROCEEDS FROM SALE OF EQ	.00	.00	.00	.00	.00	.0
TOTAL SALE OR COMP FOR LOSS OF ASSETS	.00	.00	.00	.00	.00	.0
TOTAL OTHER RECEIPTS	.00	.00	.00	.00	.00	.0
TOTAL RECEIPTS	.00	.00	.00	.00	.00	.0
TOTAL REVENUE	.00	.00	.00	.00	.00	.0

RUSSELLVILLE INDEPENDENT SCHOOL SYSTEM



MONTHLY REPORT - FY 2026 Period 7

GOVERNMENTAL ASSETS (8)	LAST FY Period	MONTH TO DATE	YEAR TO DATE	BUDGET APPROP	AVAILABLE BUDGET	PCT USED
EXPENDITURES						
1000 INSTRUCTION						
0700 PROPERTY	.00	.00	.00	.00	.00	.0
TOTAL 1000 INSTRUCTION	.00	.00	.00	.00	.00	.0
2100 STUDENT SUPPORT SERVICES						
0700 PROPERTY	.00	.00	.00	.00	.00	.0
TOTAL 2100 STUDENT SUPPORT SERVICES	.00	.00	.00	.00	.00	.0
2200 INSTRUCTIONAL STAFF SUPP SERV						
0700 PROPERTY	.00	.00	.00	.00	.00	.0
TOTAL 2200 INSTRUCTIONAL STAFF SUPP SERV	.00	.00	.00	.00	.00	.0
2300 DISTRICT ADMIN SUPPORT						
0700 PROPERTY	.00	.00	.00	.00	.00	.0
TOTAL 2300 DISTRICT ADMIN SUPPORT	.00	.00	.00	.00	.00	.0
2400 SCHOOL ADMIN SUPPORT						
0700 PROPERTY	.00	.00	.00	.00	.00	.0
TOTAL 2400 SCHOOL ADMIN SUPPORT	.00	.00	.00	.00	.00	.0
2500 BUSINESS SUPPORT SERVICES						
0700 PROPERTY	.00	.00	.00	.00	.00	.0
TOTAL 2500 BUSINESS SUPPORT SERVICES	.00	.00	.00	.00	.00	.0
2600 PLANT OPERATIONS AND MAINTENANCE						
0700 PROPERTY	.00	.00	.00	.00	.00	.0
TOTAL 2600 PLANT OPERATIONS AND MAINTENANCE	.00	.00	.00	.00	.00	.0
2700 STUDENT TRANSPORTATION						

RUSSELLVILLE INDEPENDENT SCHOOL SYSTEM



MONTHLY REPORT - FY 2026 Period 7

GOVERNMENTAL ASSETS (8)	LAST FY Period	MONTH TO DATE	YEAR TO DATE	BUDGET APPROP	AVAILABLE BUDGET	PCT USED
0700 PROPERTY	.00	.00	.00	.00	.00	.0
TOTAL 2700 STUDENT TRANSPORTATION	.00	.00	.00	.00	.00	.0
3300 COMMUNITY SERVICES						
0700 PROPERTY	.00	.00	.00	.00	.00	.0
TOTAL 3300 COMMUNITY SERVICES	.00	.00	.00	.00	.00	.0
TOTAL EXPENDITURES	.00	.00	.00	.00	.00	.0
TOTAL FOR GOVERNMENTAL ASSETS (8)	.00	.00	.00	.00	.00	.0

MONTHLY REPORT - FY 2026 Period 7

FOOD SERVICE ASSETS (81)	LAST FY Period	MONTH TO DATE	YEAR TO DATE	BUDGET APPROP	AVAILABLE BUDGET	PCT USED
REVENUES						
RECEIPTS						
REVENUE FROM LOCAL SOURCES						
OTHER REVENUE FROM LOCAL SOURCES						
1930 GAIN/LOSS ON DISPOSAL OF ASSET	.00	.00	.00	.00	.00	.0
TOTAL OTHER REVENUE FROM LOCAL SOURCES	.00	.00	.00	.00	.00	.0
TOTAL REVENUE FROM LOCAL SOURCES	.00	.00	.00	.00	.00	.0
TOTAL RECEIPTS	.00	.00	.00	.00	.00	.0
TOTAL REVENUE	.00	.00	.00	.00	.00	.0

RUSSELLVILLE INDEPENDENT SCHOOL SYSTEM



MONTHLY REPORT - FY 2026 Period 7

FOOD SERVICE ASSETS (81)	LAST FY Period	MONTH TO DATE	YEAR TO DATE	BUDGET APPROP	AVAILABLE BUDGET	PCT USED
EXPENDITURES						
3100 FOOD SERVICE OPERATION						
0700 PROPERTY	.00	.00	.00	.00	.00	.0
TOTAL 3100 FOOD SERVICE OPERATION	.00	.00	.00	.00	.00	.0
TOTAL EXPENDITURES	.00	.00	.00	.00	.00	.0
TOTAL FOR FOOD SERVICE ASSETS (81)	.00	.00	.00	.00	.00	.0

MONTHLY REPORT - FY 2026 Period 7

DAY CARE (82)	LAST FY Period	MONTH TO DATE	YEAR TO DATE	BUDGET APPROP	AVAILABLE BUDGET	PCT USED
REVENUES						
RECEIPTS						
REVENUE FROM LOCAL SOURCES						
OTHER REVENUE FROM LOCAL SOURCES						
1930 GAIN/LOSS ON DISPOSAL OF ASSET	.00	.00	.00	.00	.00	.0
TOTAL OTHER REVENUE FROM LOCAL SOURCES	.00	.00	.00	.00	.00	.0
TOTAL REVENUE FROM LOCAL SOURCES	.00	.00	.00	.00	.00	.0
TOTAL RECEIPTS	.00	.00	.00	.00	.00	.0
TOTAL REVENUE	.00	.00	.00	.00	.00	.0
TOTAL FOR DAY CARE (82)	.00	.00	.00	.00	.00	.0

MONTHLY REPORT - FY 2026 Period 7 REPORT OPTIONS

Fiscal Year/Period for reports	2026 7
Include page break between funds?	Y
Include expenditure detail?	N
Include Percent Used?	Y
Include Last FY Actuals? Thru (P)eriod or (T)otal for Year	Y P
Include Prior FY 2 Actuals?	N
Include Encumbrances?	N

** END OF REPORT - Generated by Macy Epley **

RUSSELLVILLE INDEPENDENT SCHOOLS

STEVENSON ELEMENTARY SCHOOL

PROFIT (LOSS) REPORT

	Jul-25	% of Use	Aug-25	% of Use	Sep-25	% of Use	Oct-25	% of Use	Nov-25	% of Use	Dec-25	% of Use	Jan-26	Total
Revenue														
Student Lunch	-	0%	-	0%	-	0%	-	0%	-	0%	-	0%	-	-
Student Breakfast	-	0%	-	0%	-	0%	-	0%	-	0%	-	0%	-	-
Ala Carte / Adult Meals	-	0%	672.24	2%	1,332.62	2%	841.99	2%	1,338.70	3%	1,240.18	3%	617.98	6,043.71
Commodities	-	0%	-	0%	-	0%	-	0%	-	0%	-	0%	-	-
Federal Reimbursement	3,778.06	87%	36,269.57	97%	60,115.18	97%	52,431.17	98%	41,346.77	96%	42,628.75	96%	36,047.06	272,616.56
Other	558.90	13%	461.70	1%	430.57	1%	309.21	1%	306.14	1%	344.16	1%	294.14	2,704.82
Total Revenue	<u>4,336.96</u>		<u>37,403.51</u>		<u>61,878.37</u>		<u>53,582.37</u>		<u>42,991.61</u>		<u>44,213.09</u>		<u>36,959.18</u>	<u>281,365.09</u>
Expenditures														
Cost of Food Consumed	4,645.37	47%	12,708.27	41%	21,115.77	56%	32,102.04	65%	26,426.11	64%	29,131.11	66%	5,268.95	131,397.62
Supplies etc	1,455.75	15%	1,003.25	3%	1,448.56	4%	1,693.37	3%	1,544.22	4%	2,136.67	5%	1,101.00	10,382.82
Wages	2,401.97	24%	12,309.87	40%	12,084.91	32%	11,962.85	24%	10,447.36	25%	10,109.65	23%	10,389.01	69,705.62
Benefits	653.46	7%	3,338.07	11%	3,274.47	9%	3,244.97	7%	2,824.80	7%	2,718.02	6%	2,889.04	18,942.83
Equipment	300.00	3%	-	0%	-	0%	-	0%	-	0%	-	0%	-	300.00
Maint./Travel/Utilities	516.00	5%	1,627.58	5%	-	0%	431.75	1%	-	0%	-	0%	-	2,575.33
Total Expenditures	<u>9,972.55</u>		<u>30,987.04</u>		<u>37,923.71</u>		<u>49,434.98</u>		<u>41,242.49</u>		<u>44,095.45</u>		<u>19,648.00</u>	<u>233,304.22</u>
School Profit (loss)	(5,635.59)		6,416.47		23,954.66		4,147.39		1,749.12		117.64		17,311.18	48,060.87
Cental Office Overhead	2,767.10		5,557.55		5,491.16		5,455.70		5,286.81		5,149.00		5,472.79	35,180.11
Food Service Profit (loss)	<u>(8,402.69)</u>		<u>858.92</u>		<u>18,463.50</u>		<u>(1,308.31)</u>		<u>(3,537.69)</u>		<u>(5,031.36)</u>		<u>11,838.39</u>	<u>12,880.76</u>
Meals Per Labor Hour:	0		0		0		-		0		0		0	0
Participation-Lunch														
Avg Daily Attendance	0		515		513		507		507		509		506	
Avg Daily Participation	0		378	73%	399	78%	404	80%	398	404	404	79%	387	
Avg. Daily Participation-Bfas	0		245	48%	281	55%	266	52%	272	279	259	51%	256	
Inventory	\$8,457.92		\$11,156.86		\$13,009.74		\$12,902.79		\$12,037.05		\$11,090.11		\$14,549.22	\$0.00

RUSSELLVILLE INDEPENDENT SCHOOLS

RUSSELLVILLE MIDDLE/HIGH SCHOOL

PROFIT (LOSS) REPORT

	Jul-25	% of Use	Aug-25	% of Use	SEPT 25	% of Use	Oct-25	% of Use	Nov-25	% of Use	Dec-25	% of Use	Jan-26	% of Use	Total
Revenue															
Student Lunch	-	0%	-	0%	-	0%	-	0%	-	0%	-	0%	-	0%	-
Student Breakfast	-	0%	-	0%	-	0%	-	0%	-	0%	-	0%	-	0%	-
Ala Carte / Adult Meals	-	0%	1,978.35	5%	2,689.75	5%	1,991.96	4%	1,563.85	4%	1,271.59	3%	1,686.91	5%	11,182.41
Commodities	-	0%	-	0%	-	0%	-	0%	-	0%	-	0%	-	0%	-
Federal Reimbursement	3,778.05	87%	35,313.03	94%	54,774.78	95%	45,129.54	95%	35,824.80	95%	38,017.11	96%	31,446.66	94%	244,283.97
Other	558.90	13%	461.70	1%	430.57	1%	309.20	1%	306.14	1%	344.15	1%	294.14	1%	2,704.80
Total Revenue	4,336.95		37,753.08		57,895.10		47,430.70		37,694.79		39,632.85		33,427.71		258,171.18
Expenditures															
Consumed Food	144.04	4%	10,867.45	36%	26,792.27	58%	26,959.77	57%	18,966.74	52%	23,469.88	57%	9,799.39	33%	116,999.54
Supplies etc	2,011.07	55%	824.90	3%	2,966.38	6%	4,118.64	9%	1,705.05	5%	2,265.71	6%	1,551.84	5%	15,443.59
Wages	630.14	17%	13,220.13	44%	12,908.72	28%	12,712.94	27%	12,516.96	34%	12,166.20	30%	14,214.94	48%	78,370.03
Benefits	134.57	4%	3,516.02	12%	3,433.86	7%	3,418.29	7%	3,371.27	9%	3,206.00	8%	3,828.63	13%	20,908.64
Equipment	300.00	8%	-	0%	-	0%	-	0%	-	0%	-	0%	-	0%	300.00
Maint./Travel/Utilities	436.00	12%	1,604.58	5%	400.25	1%	431.75	1%	-	0%	-	0%	-	0%	2,872.58
Total Expenditures	3,655.82		30,033.08		46,501.48		47,641.39		36,560.02		41,107.79		29,394.80		\$ 234,894.38
School Profit (loss)	681.13		7,720.00		11,393.62		(210.69)		1,134.77		(1,474.94)		4,032.91		\$23,276.80
Cental Office Overhead	2,767.10		5,557.54		5,491.15		5,455.69		5,286.80		5,149.00		5,472.78		\$ 35,180.06
Food Service Profit (loss)	<u>(2,085.97)</u>		<u>2,162.46</u>		<u>5,902.47</u>		<u>(5,666.38)</u>		<u>(4,152.03)</u>		<u>(6,623.94)</u>		<u>(1,439.87)</u>		<u>-\$11,903.26</u>
Meals Per Labor Hour:	0		-		-		-		0.0		0		0		
Participation-Lunch															
Avg Daily Attendance	0		474		472		471		470		471		473		
Avg Daily Participation	0		373	79%	383	81%	356	76%	363	77%	369	78%	353	75%	
Avg. Daily Participation-Bfast	0		249	53%	276	58%	279	59%	287	61%	273	58%	260	55%	
Inventory	\$ 9,970.63		\$ 15,161.31		\$ 20,252.83		\$18,886.13		-	\$16,349.24		\$ 15,167.92		\$ 18,494.70	\$114,282.76