

ALLEN COUNTY - SCOTTSVILLE HIGH
School Activity Fund
Financial Report
January 2026

From Date:	1/1/2026
To Date:	01/31/2026

	Beg. Bal.	Recpt/JV	Disb/JV	Trans In.	Trans Out.	End. Bal
990 Petty Cash	\$0.00	\$0.00	\$0.00	\$0.00	\$0.00	\$0.00
991 Cash on Hand	\$0.00	\$12,468.22	\$0.00	\$0.00	(\$12,468.22)	\$0.00
* 992 Checking	\$274,779.30	\$1,499.82	\$(13,978.97)	\$12,468.22	\$0.00	\$274,768.37
993 Savings	\$0.00	\$0.00	\$0.00	\$0.00	\$0.00	\$0.00
994 Investments	\$0.00	\$0.00	\$0.00	\$0.00	\$0.00	\$0.00
	\$274,779.30	\$13,968.04	\$(13,978.97)	\$12,468.22	(\$12,468.22)	\$274,768.37 *

Beginning Ledger Balance: \$274,779.30
 Add: Receipts + Transfer In: \$26,436.26
 Sub-Total: **\$301,215.56**

Less: Expenditures + Trans Out (\$26,447.19)

Ending Ledger Balance * \$274,768.37


Balance per Bank Statement: \$281,351.22
 Ending Balance Other GL Accounts: \$0.00
 Add: Deposits in Transit: \$0.00
 Sub Total: **\$281,351.22**

Less Outstanding Checks \$6,582.85

Actual Cash Balance * \$274,768.37

*** These three numbers must agree.**


The above information is a true statement of the financial condition of the various activity accounts of this school.



 Principal

2/4/26

 Date



 Central Fund Treasurer

2/4/26

 Date

**School Activity Fund
Financial Report**

January 2026

From Date:	1/1/2026
To Date:	01/31/2026

<u>Acct</u>	<u>Activity Account</u>	<u>Beg. Bal.</u>	<u>Recpt/JV</u>	<u>Disb/JV</u>	<u>Transfer In</u>	<u>Transfer Out</u>	<u>End. Bal.</u>
0	No Activity Account	\$0.00	\$0.00	\$ 0.00	\$0.00	\$0.00	\$0.00
	Group Total:	\$0.00	\$0.00	\$ 0.00	\$0.00	\$0.00	\$0.00
101	General	\$90,586.75	\$2,890.01	\$(2,033.12)	\$0.00	\$0.00	\$91,443.64
	Group Total:	\$90,586.75	\$2,890.01	\$(2,033.12)	\$0.00	\$0.00	\$91,443.64
102	Boys Basketball	\$361.54	\$794.50	\$(80.00)	\$0.00	\$0.00	\$1,076.04
	Group Total:	\$361.54	\$794.50	\$(80.00)	\$0.00	\$0.00	\$1,076.04
103	Girls Basketball	\$67.68	\$794.50	\$(1,268.81)	\$0.00	\$0.00	(\$406.63)
	Group Total:	\$67.68	\$794.50	\$(1,268.81)	\$0.00	\$0.00	(\$406.63)
104	Football	\$12,360.30	\$0.00	\$ 0.00	\$0.00	\$0.00	\$12,360.30
	Group Total:	\$12,360.30	\$0.00	\$ 0.00	\$0.00	\$0.00	\$12,360.30
105	Baseball	\$0.00	\$0.00	\$ 0.00	\$0.00	\$0.00	\$0.00
	Group Total:	\$0.00	\$0.00	\$ 0.00	\$0.00	\$0.00	\$0.00
107	Annual	\$27,299.98	\$130.00	\$ 0.00	\$0.00	\$0.00	\$27,429.98
	Group Total:	\$27,299.98	\$130.00	\$ 0.00	\$0.00	\$0.00	\$27,429.98
109	Academic Team	\$2,530.56	\$576.00	\$(1,876.62)	\$0.00	\$0.00	\$1,229.94
	Group Total:	\$2,530.56	\$576.00	\$(1,876.62)	\$0.00	\$0.00	\$1,229.94
111	Beta	\$1,897.43	\$0.00	\$(560.00)	\$0.00	\$0.00	\$1,337.43
	Group Total:	\$1,897.43	\$0.00	\$(560.00)	\$0.00	\$0.00	\$1,337.43
112	Black Heritage	\$743.86	\$0.00	\$ 0.00	\$0.00	\$0.00	\$743.86
	Group Total:	\$743.86	\$0.00	\$ 0.00	\$0.00	\$0.00	\$743.86
113	Cheerleaders	\$57.08	\$0.00	\$ 0.00	\$0.00	\$0.00	\$57.08
	Group Total:	\$57.08	\$0.00	\$ 0.00	\$0.00	\$0.00	\$57.08
115	Chorus	\$8.19	\$0.00	\$ 0.00	\$0.00	\$0.00	\$8.19
	Group Total:	\$8.19	\$0.00	\$ 0.00	\$0.00	\$0.00	\$8.19
119	English	\$68.08	\$0.00	\$ 0.00	\$0.00	\$0.00	\$68.08
	Group Total:	\$68.08	\$0.00	\$ 0.00	\$0.00	\$0.00	\$68.08
120	Faculty Concession	(\$388.08)	\$117.91	\$(93.58)	\$0.00	\$0.00	(\$363.75)
	Group Total:	(\$388.08)	\$117.91	\$(93.58)	\$0.00	\$0.00	(\$363.75)
121	FFA	\$3,409.54	\$2,417.00	\$(1,180.00)	\$78.00	\$0.00	\$4,724.54
	Group Total:	\$3,409.54	\$2,417.00	\$(1,180.00)	\$78.00	\$0.00	\$4,724.54
122	FCCLA	(\$101.41)	\$0.00	\$ 0.00	\$0.00	\$(78.00)	(\$179.41)
	Group Total:	(\$101.41)	\$0.00	\$ 0.00	\$0.00	\$(78.00)	(\$179.41)
125	Family & Consumer Scie	\$975.00	\$125.00	\$ 0.00	\$0.00	\$0.00	\$1,100.00
	Group Total:	\$975.00	\$125.00	\$ 0.00	\$0.00	\$0.00	\$1,100.00
129	Library	\$1,641.85	\$0.00	\$ 0.00	\$0.00	\$0.00	\$1,641.85
	Group Total:	\$1,641.85	\$0.00	\$ 0.00	\$0.00	\$0.00	\$1,641.85
131	Math	\$0.00	\$0.00	\$ 0.00	\$0.00	\$0.00	\$0.00
	Group Total:	\$0.00	\$0.00	\$ 0.00	\$0.00	\$0.00	\$0.00
132	Pep Club	\$2,301.17	\$0.00	\$ 0.00	\$0.00	\$0.00	\$2,301.17
	Group Total:	\$2,301.17	\$0.00	\$ 0.00	\$0.00	\$0.00	\$2,301.17
134	Prom	\$16,074.35	\$0.00	\$ 0.00	\$0.00	\$0.00	\$16,074.35

School Activity Fund
Financial Report

January 2026

From Date:	1/1/2026
To Date:	01/31/2026

Acct	Activity Account	Beg. Bal.	Recpt/JV	Disb/JV	Transfer In	Transfer Out	End. Bal.
	Group Total:	\$16,074.35	\$0.00	\$ 0.00	\$0.00	\$0.00	\$16,074.35
137	Science	\$164.39	\$0.00	\$ 0.00	\$0.00	\$0.00	\$164.39
	Group Total:	\$164.39	\$0.00	\$ 0.00	\$0.00	\$0.00	\$164.39
138	Seniors	\$2,470.00	\$405.00	\$ 0.00	\$0.00	\$0.00	\$2,875.00
	Group Total:	\$2,470.00	\$405.00	\$ 0.00	\$0.00	\$0.00	\$2,875.00
141	Spanish Club	\$0.00	\$0.00	\$ 0.00	\$0.00	\$0.00	\$0.00
	Group Total:	\$0.00	\$0.00	\$ 0.00	\$0.00	\$0.00	\$0.00
142	Spanish	\$230.82	\$0.00	\$ 0.00	\$0.00	\$0.00	\$230.82
	Group Total:	\$230.82	\$0.00	\$ 0.00	\$0.00	\$0.00	\$230.82
145	Special Education	\$0.00	\$0.00	\$ 0.00	\$0.00	\$0.00	\$0.00
	Group Total:	\$0.00	\$0.00	\$ 0.00	\$0.00	\$0.00	\$0.00
146	Track	\$66.46	\$0.00	\$ 0.00	\$0.00	\$0.00	\$66.46
	Group Total:	\$66.46	\$0.00	\$ 0.00	\$0.00	\$0.00	\$66.46
147	^Drivers Education	\$0.00	\$0.00	\$ 0.00	\$0.00	\$0.00	\$0.00
	Group Total:	\$0.00	\$0.00	\$ 0.00	\$0.00	\$0.00	\$0.00
150	Cross Country	\$203.90	\$0.00	\$ 0.00	\$0.00	\$0.00	\$203.90
	Group Total:	\$203.90	\$0.00	\$ 0.00	\$0.00	\$0.00	\$203.90
151	FCA	\$650.97	\$0.00	\$ 0.00	\$0.00	\$0.00	\$650.97
	Group Total:	\$650.97	\$0.00	\$ 0.00	\$0.00	\$0.00	\$650.97
153	Softball	\$317.09	\$0.00	\$ 0.00	\$0.00	\$0.00	\$317.09
	Group Total:	\$317.09	\$0.00	\$ 0.00	\$0.00	\$0.00	\$317.09
155	Tennis	\$906.41	\$0.00	\$ 0.00	\$0.00	\$0.00	\$906.41
	Group Total:	\$906.41	\$0.00	\$ 0.00	\$0.00	\$0.00	\$906.41
156	Literary Club	\$161.80	\$0.00	\$ 0.00	\$0.00	\$0.00	\$161.80
	Group Total:	\$161.80	\$0.00	\$ 0.00	\$0.00	\$0.00	\$161.80
158	Regional Tournament	\$0.00	\$0.00	\$ 0.00	\$0.00	\$0.00	\$0.00
	Group Total:	\$0.00	\$0.00	\$ 0.00	\$0.00	\$0.00	\$0.00
159	Student Concessions	\$2,871.96	\$13.13	\$ 0.00	\$0.00	\$0.00	\$2,885.09
	Group Total:	\$2,871.96	\$13.13	\$ 0.00	\$0.00	\$0.00	\$2,885.09
163	District Tournament	\$0.00	\$0.00	\$ 0.00	\$0.00	\$0.00	\$0.00
	Group Total:	\$0.00	\$0.00	\$ 0.00	\$0.00	\$0.00	\$0.00
167	Art Club	\$0.00	\$0.00	\$ 0.00	\$0.00	\$0.00	\$0.00
	Group Total:	\$0.00	\$0.00	\$ 0.00	\$0.00	\$0.00	\$0.00
173	Patriot Pride	\$1,626.34	\$0.00	\$ 0.00	\$0.00	\$0.00	\$1,626.34
	Group Total:	\$1,626.34	\$0.00	\$ 0.00	\$0.00	\$0.00	\$1,626.34
175	GIRLS Volleyball	\$2,393.82	\$0.00	\$ 0.00	\$0.00	\$0.00	\$2,393.82
	Group Total:	\$2,393.82	\$0.00	\$ 0.00	\$0.00	\$0.00	\$2,393.82
177	Athletic Director	\$1,793.26	\$0.00	\$ 0.00	\$0.00	\$0.00	\$1,793.26
	Group Total:	\$1,793.26	\$0.00	\$ 0.00	\$0.00	\$0.00	\$1,793.26
178	Guidance	\$1,367.44	\$0.00	\$ 0.00	\$0.00	\$0.00	\$1,367.44
	Group Total:	\$1,367.44	\$0.00	\$ 0.00	\$0.00	\$0.00	\$1,367.44

School Activity Fund

Financial Report

January 2026

From Date:	1/1/2026
To Date:	01/31/2026

Acct	Activity Account	Beq. Bal.	Recpt/JV	Disb/JV	Transfer In	Transfer Out	End. Bal.
181	History Club	\$935.82	\$0.00	\$ 0.00	\$0.00	\$0.00	\$935.82
	Group Total:	\$935.82	\$0.00	\$ 0.00	\$0.00	\$0.00	\$935.82
183	Associate Athletics	\$5,663.14	\$100.00	\$(215.00)	\$0.00	\$0.00	\$5,548.14
	Group Total:	\$5,663.14	\$100.00	\$(215.00)	\$0.00	\$0.00	\$5,548.14
185	Drama	\$7,512.72	\$0.00	\$ 0.00	\$0.00	\$0.00	\$7,512.72
	Group Total:	\$7,512.72	\$0.00	\$ 0.00	\$0.00	\$0.00	\$7,512.72
187	Science Olympiad	\$29.04	\$0.00	\$ 0.00	\$0.00	\$0.00	\$29.04
	Group Total:	\$29.04	\$0.00	\$ 0.00	\$0.00	\$0.00	\$29.04
191	Faculty Flower Fund	\$67.28	\$0.00	\$(65.00)	\$0.00	\$0.00	\$2.28
	Group Total:	\$67.28	\$0.00	\$(65.00)	\$0.00	\$0.00	\$2.28
193	Swim	\$2,440.72	\$2,599.25	\$(155.00)	\$0.00	\$0.00	\$4,884.97
	Group Total:	\$2,440.72	\$2,599.25	\$(155.00)	\$0.00	\$0.00	\$4,884.97
195	ROTC	\$15,307.47	\$275.00	\$(585.30)	\$0.00	\$(300.00)	\$14,697.17
	Group Total:	\$15,307.47	\$275.00	\$(585.30)	\$0.00	\$(300.00)	\$14,697.17
197	Fishing Team	\$17.93	\$0.00	\$ 0.00	\$0.00	\$0.00	\$17.93
	Group Total:	\$17.93	\$0.00	\$ 0.00	\$0.00	\$0.00	\$17.93
198	Greenhouse/Floral	\$12,546.49	\$0.00	\$ 0.00	\$0.00	\$0.00	\$12,546.49
	Group Total:	\$12,546.49	\$0.00	\$ 0.00	\$0.00	\$0.00	\$12,546.49
199	Ag. Shop	\$9,123.30	\$0.00	\$ 0.00	\$0.00	\$0.00	\$9,123.30
	Group Total:	\$9,123.30	\$0.00	\$ 0.00	\$0.00	\$0.00	\$9,123.30
201	Musical/Performing Arts	\$14,478.41	\$0.00	\$(3,334.00)	\$0.00	\$0.00	\$11,144.41
	Group Total:	\$14,478.41	\$0.00	\$(3,334.00)	\$0.00	\$0.00	\$11,144.41
205	Soccer	\$0.00	\$0.00	\$ 0.00	\$0.00	\$0.00	\$0.00
	Group Total:	\$0.00	\$0.00	\$ 0.00	\$0.00	\$0.00	\$0.00
206	Art Department	\$815.53	\$0.00	\$ 0.00	\$0.00	\$0.00	\$815.53
	Group Total:	\$815.53	\$0.00	\$ 0.00	\$0.00	\$0.00	\$815.53
207	Boys Golf	\$696.40	\$0.00	\$ 0.00	\$0.00	\$0.00	\$696.40
	Group Total:	\$696.40	\$0.00	\$ 0.00	\$0.00	\$0.00	\$696.40
208	Girls Golf	\$1,574.23	\$0.00	\$ 0.00	\$0.00	\$0.00	\$1,574.23
	Group Total:	\$1,574.23	\$0.00	\$ 0.00	\$0.00	\$0.00	\$1,574.23
209	Archery Club	\$1,158.20	\$360.00	\$(140.00)	\$300.00	\$0.00	\$1,678.20
	Group Total:	\$1,158.20	\$360.00	\$(140.00)	\$300.00	\$0.00	\$1,678.20
211	Environmental Club	\$2,354.35	\$0.00	\$ 0.00	\$0.00	\$0.00	\$2,354.35
	Group Total:	\$2,354.35	\$0.00	\$ 0.00	\$0.00	\$0.00	\$2,354.35
213	DAF Instruction-Sweep	\$0.00	\$0.00	\$ 0.00	\$0.00	\$0.00	\$0.00
	Group Total:	\$0.00	\$0.00	\$ 0.00	\$0.00	\$0.00	\$0.00
214	DAF Athletics-Sweep	\$95.59	\$0.00	\$(95.59)	\$0.00	\$0.00	\$0.00
	Group Total:	\$95.59	\$0.00	\$(95.59)	\$0.00	\$0.00	\$0.00
216	ACSHS Class Night	\$1,114.48	\$0.00	\$ 0.00	\$0.00	\$0.00	\$1,114.48
	Group Total:	\$1,114.48	\$0.00	\$ 0.00	\$0.00	\$0.00	\$1,114.48
217	21st CCLC	\$29.78	\$0.00	\$ 0.00	\$0.00	\$0.00	\$29.78

ALLEN COUNTY - SCOTTSVILLE HIGH
School Activity Fund
Financial Report
January 2026

From Date:	1/1/2026
To Date:	01/31/2026

<u>Acct</u>	<u>Activity Account</u>	<u>Beq. Bal.</u>	<u>Recpt/JV</u>	<u>Disb/JV</u>	<u>Transfer In</u>	<u>Transfer Out</u>	<u>End. Bal.</u>
	Group Total:	\$29.78	\$0.00	\$ 0.00	\$0.00	\$0.00	\$29.78
218	Auto Mechanics	\$2,730.91	\$0.00	\$ 0.00	\$0.00	\$0.00	\$2,730.91
	Group Total:	\$2,730.91	\$0.00	\$ 0.00	\$0.00	\$0.00	\$2,730.91
219	DECA	\$4,159.22	\$105.00	\$(1,440.00)	\$0.00	\$0.00	\$2,824.22
	Group Total:	\$4,159.22	\$105.00	\$(1,440.00)	\$0.00	\$0.00	\$2,824.22
220	Drafting	\$0.00	\$0.00	\$ 0.00	\$0.00	\$0.00	\$0.00
	Group Total:	\$0.00	\$0.00	\$ 0.00	\$0.00	\$0.00	\$0.00
221	FBLA	\$579.08	\$134.00	\$ 0.00	\$0.00	\$0.00	\$713.08
	Group Total:	\$579.08	\$134.00	\$ 0.00	\$0.00	\$0.00	\$713.08
222	HOSA	\$966.89	\$0.00	\$ 0.00	\$0.00	\$0.00	\$966.89
	Group Total:	\$966.89	\$0.00	\$ 0.00	\$0.00	\$0.00	\$966.89
223	Industrial Maintenance	\$1,325.28	\$0.00	\$ 0.00	\$0.00	\$0.00	\$1,325.28
	Group Total:	\$1,325.28	\$0.00	\$ 0.00	\$0.00	\$0.00	\$1,325.28
224	Patriot Printing Press	\$147.02	\$0.00	\$ 0.00	\$0.00	\$0.00	\$147.02
	Group Total:	\$147.02	\$0.00	\$ 0.00	\$0.00	\$0.00	\$147.02
225	Skills USA	\$99.51	\$160.00	\$ 0.00	\$0.00	\$0.00	\$259.51
	Group Total:	\$99.51	\$160.00	\$ 0.00	\$0.00	\$0.00	\$259.51
226	Welding	\$2,551.11	\$0.00	\$ 0.00	\$0.00	\$0.00	\$2,551.11
	Group Total:	\$2,551.11	\$0.00	\$ 0.00	\$0.00	\$0.00	\$2,551.11
227	Patriot Designs	\$209.00	\$0.00	\$ 0.00	\$0.00	\$0.00	\$209.00
	Group Total:	\$209.00	\$0.00	\$ 0.00	\$0.00	\$0.00	\$209.00
229	Student Government Ass	\$3,786.92	\$0.00	\$ 0.00	\$0.00	\$0.00	\$3,786.92
	Group Total:	\$3,786.92	\$0.00	\$ 0.00	\$0.00	\$0.00	\$3,786.92
230	Mock trial Team	\$552.22	\$0.00	\$ 0.00	\$0.00	\$0.00	\$552.22
	Group Total:	\$552.22	\$0.00	\$ 0.00	\$0.00	\$0.00	\$552.22
231	MSD	\$621.00	\$0.00	\$ 0.00	\$0.00	\$0.00	\$621.00
	Group Total:	\$621.00	\$0.00	\$ 0.00	\$0.00	\$0.00	\$621.00
232	Engineering Design	\$695.52	\$0.00	\$ 0.00	\$0.00	\$0.00	\$695.52
	Group Total:	\$695.52	\$0.00	\$ 0.00	\$0.00	\$0.00	\$695.52
233	Technology Student Assc	\$0.00	\$0.00	\$ 0.00	\$0.00	\$0.00	\$0.00
	Group Total:	\$0.00	\$0.00	\$ 0.00	\$0.00	\$0.00	\$0.00
234	Commentary Club	\$225.00	\$0.00	\$ 0.00	\$0.00	\$0.00	\$225.00
	Group Total:	\$225.00	\$0.00	\$ 0.00	\$0.00	\$0.00	\$225.00
235	GIRLS SOCCER	(\$1,910.00)	\$0.00	\$ 0.00	\$0.00	\$0.00	(\$1,910.00)
	Group Total:	(\$1,910.00)	\$0.00	\$ 0.00	\$0.00	\$0.00	(\$1,910.00)
236	BOYS SOCCER	\$250.00	\$0.00	\$ 0.00	\$0.00	\$0.00	\$250.00
	Group Total:	\$250.00	\$0.00	\$ 0.00	\$0.00	\$0.00	\$250.00
237	MARKETING	\$273.79	\$0.00	\$ 0.00	\$0.00	\$0.00	\$273.79
	Group Total:	\$273.79	\$0.00	\$ 0.00	\$0.00	\$0.00	\$273.79
238	START-UP	(\$1,900.00)	\$0.00	\$ 0.00	\$0.00	\$0.00	(\$1,900.00)
	Group Total:	(\$1,900.00)	\$0.00	\$ 0.00	\$0.00	\$0.00	(\$1,900.00)

School Activity Fund



Financial Report

January 2026

From Date:	1/1/2026
To Date:	01/31/2026

Acct	Activity Account	Beq. Bal.	Recpt/JV	Disb/JV	Transfer In	Transfer Out	End. Bal.
239	Culinary	\$1,426.95	\$895.00	\$(430.55)	\$0.00	\$0.00	\$1,891.40
	Group Total:	\$1,426.95	\$895.00	\$(430.55)	\$0.00	\$0.00	\$1,891.40
240	Educator's Rising	\$490.00	\$0.00	\$ 0.00	\$0.00	\$0.00	\$490.00
	Group Total:	\$490.00	\$0.00	\$ 0.00	\$0.00	\$0.00	\$490.00
241	Patriot Place	\$7,315.33	\$1,029.74	\$(343.89)	\$0.00	\$0.00	\$8,001.18
	Group Total:	\$7,315.33	\$1,029.74	\$(343.89)	\$0.00	\$0.00	\$8,001.18
242	Badminton Club	\$77.79	\$0.00	\$ 0.00	\$0.00	\$0.00	\$77.79
	Group Total:	\$77.79	\$0.00	\$ 0.00	\$0.00	\$0.00	\$77.79
243	Patriot Academy	\$0.00	\$0.00	\$ 0.00	\$0.00	\$0.00	\$0.00
	Group Total:	\$0.00	\$0.00	\$ 0.00	\$0.00	\$0.00	\$0.00
244	BOYS VOLLEYBALL	(\$919.42)	\$0.00	\$ 0.00	\$0.00	\$0.00	(\$919.42)
	Group Total:	(\$919.42)	\$0.00	\$ 0.00	\$0.00	\$0.00	(\$919.42)
245	STEM Hub	\$199.15	\$47.00	\$(82.51)	\$0.00	\$0.00	\$163.64
	Group Total:	\$199.15	\$47.00	\$(82.51)	\$0.00	\$0.00	\$163.64
246	DANCE TEAM	(\$252.38)	\$0.00	\$ 0.00	\$0.00	\$0.00	(\$252.38)
	Group Total:	(\$252.38)	\$0.00	\$ 0.00	\$0.00	\$0.00	(\$252.38)
247	CONSTRUCTION SHOP	\$0.00	\$0.00	\$ 0.00	\$0.00	\$0.00	\$0.00
	Group Total:	\$0.00	\$0.00	\$ 0.00	\$0.00	\$0.00	\$0.00
Grand Total:		\$274,779.30	\$13,968.04	\$(13,978.97)	\$378.00	\$(378.00)	\$274,768.37

I have reviewed the above ledger report and attached reports for the current month. I find them accurate and complete to the best of my knowledge.

Bookkeeper:  Date: 2/4/26
 Principal:  Date: 2/4/26

Bank Reconciliation Report

Checking Account

992

Date From 1/1/2026
Date to 01/31/2026



Ending Balance on Statement Dated : 01/31/2026	\$281,351.22
Outstanding Deposits (Bank Deposits) -> +	\$0.00
Less Outstanding Checks:	\$6,582.85
Cash Balance as of : 01/31/2026	\$274,768.37 ***

Cash Balance for Checking as of 1/1/2026	\$274,779.30
Add: Total Deposits (Bank Deposits):	\$13,968.04
Less: Total Checks and Withdrawals:	(\$13,978.97)
Computer Cash Balance as of : 01/31/2026	\$274,768.37 ***

Summary of Asset Accounts

<u>Gl Acct</u>	<u>Account Name</u>	<u>Begin Bal</u>	<u>Recpt/JV</u>	<u>Disb/JV</u>	<u>Transfer</u>	<u>End Bal.</u>
990	Petty Cash	\$0.00	\$0.00	\$0.00	\$0.00	\$0.00
991	Cash on Hand	\$0.00	\$12,468.22	\$0.00	(\$12,468.22)	\$0.00
992	Checking	\$274,779.30	\$1,499.82	(\$13,978.97)	\$12,468.22	\$274,768.37 ***
993	Savings	\$0.00	\$0.00	\$0.00	\$0.00	\$0.00
994	Investments	\$0.00	\$0.00	\$0.00	\$0.00	\$0.00
Grand Total		\$274,779.30	\$13,968.04	(\$13,978.97)	\$0.00	\$274,768.37

I have reviewed the above ledger report and attached reports for the current month. I find them accurate and complete to the best of my knowledge.

Bookkeeper:  Date: 2/4/26
Principal:  Date: 2/4/26

*** Entries Must Match