

# Abre

Where K-12 Comes Together

Wellness Check-In  
"How are you feeling today?"



Maria Ortiz

Profile

Wellness

Behavior

Grades

Assessments

Forms

Partners

Plans

Emotional Health

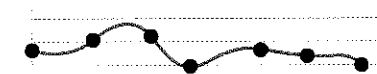
9/10

Grades

88%

91%

Concerned Referral History



Badges



Community Service  
100%



Statistics  
33%

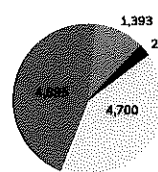


Laboratory  
67%



Drawing Tools  
100%

## Overall Students At Risk



No Risk Minimal Risk Moderate Risk Extreme Risk

Current 2020-2021

- ✓ Attendance (left)
- ✓ Assessment (ELL not OELPA)
- ✓ State Assessment (not OST)
- ✓ NWEA MAP
- ✓ Disks
- ✓ Grades
- ✓ Behavior
- ✓ Wellness

## Staff Evaluations

- Diane Tracker
- Milton Gray
- Carla Rendon
- Felix Homburg

## Test Builder

Multiple Choice



True or False



Total Enrollment  
YEAR TO DATE

841,585

Total Absenses  
YEAR TO DATE

60,847

Approximate  
\$ Lost  
BASED OFF OF  
\$24 PER SEAT

\$1,642,869

Abre Proposal for Christian County Schools

Valid through: 1.31.2026


# Investment Summary

We offer annual, multi-year, and scaffolded options to align with your budget and goals.

	Qty	18 Month 6 Month + 12 (Stub Period)	36 Month Promo Rest of the 25/26 SY Free
<b>Core Analytics: Premium DaaS</b> Real-time, role-based insights with secure dashboards across every level of the district + Data Analyst	7,890	2/1/26 - 7/31/26: \$49,707 8/1/26 - 7/31/27: \$99,414	2/1/26 - 6/30/26: \$0 (Free) 7/1/26 - 6/30/27: \$99,414 7/1/27 - 6/30/28: \$99,414 7/1/28 - 6/30/29: \$99,414
<b>Portrait of a Graduate (Student Success)</b> Ability to collect and track PoG artifacts natively via Abre.	7,890	2/1/26 - 7/31/26: \$3,945 8/1/26 - 7/31/27: \$7,890	2/1/26 - 6/30/26: \$0 (Free) 7/1/26 - 6/30/27: \$7,890 7/1/27 - 6/30/28: \$7,890 7/1/28 - 6/30/29: \$7,890
<b>Professional Learning (One Time)</b> 6 60 Minutes Virtual Sessions or 2 Days Onsite (Travel Included)	1	\$7,500	\$7,500
<b>Implementation Fee</b>	1	\$10,000	\$10,000
<b>Incentive Savings for Verbal by 12/31/25*</b> 100% off implementation		(\$10,000)*	(\$10,000)*
<b>Invoicing Schedule w/ Totals</b>		2/1/26: \$61,152 8/1/26: \$107,304	2/1/26: \$114,804 7/1/27: \$107,304 7/1/28: 107,304

## Additional Training

Add On Item	Cost
60 Min Virtual Training	\$500 ea
Full Day In Person Training (Travel Included)	\$3,000 ea



Dear Kadi Ralston,,

Thank you again for your interest in partnering with Abre, the modern K-12 data platform that combines student, staff, and operational data into a single, centralized system. Abre is excited by the possibility of helping your district with centralizing your data and users in one place.

We understand the growing pressures on districts like yours. You're expected to do more with less, streamline operations, and deliver better outcomes for students and communities while navigating shrinking budgets and rising demands. That's exactly where Abre helps.

We work closely with your team to identify your goals, aggregate your data, and build dashboards that turn that data into meaningful insights. Abre empowers your stakeholders to take action with clear, complete, data all on one platform, and enables your team to make timely, informed decisions that support student success.

By reducing reliance on siloed tools and manual processes, districts working with Abre see significant time and cost savings while gaining the real-time visibility they need to identify issues earlier, take action faster, and demonstrate impact with confidence.

Abre is proud to serve over 230 districts across 33 states—including many of the nation's largest and most forward-thinking districts—and we'd be honored to build a partnership with your district.

Please don't hesitate to reach out with any questions as you review. We're here to help and excited about what we can build together.

Sincerely,

*Kurtis Hawkins*

Kurtis Hawkins, Sr. Account Executive

mobile. 808.938-6539

e-mail. [khawkins@abre.com](mailto:khawkins@abre.com)

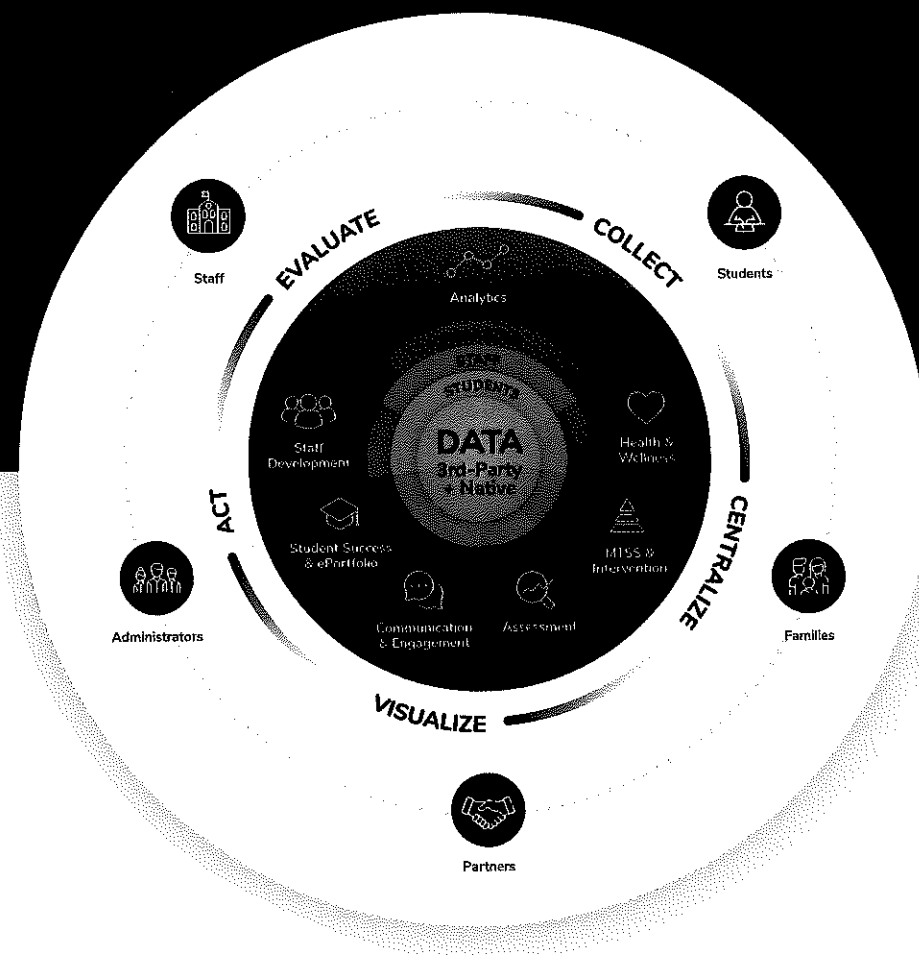
[www.abre.com](http://www.abre.com)




# Everything you need to improve student, staff, and operational district outcomes in one place.




Abre is where K-12 comes together—built to drive outcomes for students, find time for staff, and save districts money. Through our holistic, purpose-built platform, we make it easy to collect, centralize, visualize, and act on student, staff, and operational data—so you can evaluate impact and advance your most important initiatives.



"Adopting Abre is one of the **best decisions** you can make. Abre makes our work more **efficient, productive, and effective**, while also building leadership skills in our coaches and teachers. It's a **one-stop shop** that simplifies our work and makes a meaningful impact on our students."



Dr. Karen Cheser | Superintendent, Durango School District, CO



# From collection to action



## Collect

Collect data natively and significantly reduce data silos.



## Centralize

Centralize data automatically via a modern pipeline.



## Visualize

Visualize critical student, staff, and operations data for all stakeholders.



## Act

Act on synthesized data insights to improve effectiveness and efficiency.



## Evaluate

Evaluate and measure impact in data to confidently know what is or isn't working.

Abre takes all of your student data from native and third-party sources and brings it together in one place.

Then, we give you three options for viewing student, staff, and operations data:

1. **Custom Dashboards through DaaS:** We help you determine what's important and which dashboard will help you answer your most pressing data questions
2. **Generative BI:** Use our in-beta AI to run a query of your data and create a unique visualization
3. **Out of the Box dashboards:** Plug-and-play for your staff to fill in

Use your dashboards to visualize your data and strategize your next steps. Abre empowers your learning community to take action by centralizing data in a place that's accessible to all stakeholders. Use the data to drive engagement, support proposals, and more, or take action on your next steps with plans and notifications directly in Abre.

See the clear, measurable impact of your strategy as Abre's real-time data updates with each action, giving you insight into what's working and what needs improvement.



"I used to have to call multiple departments. With this data dashboard, I have the ability to have all those systems married together. I'm able to do data analysis in real-time. **It's clearly transformed how we use information and how we're able to make decisions.**"

Dr Nathan Fisher | Superintendent of Roselle Public Schools, NJ



# How Abre could save your district time, money, and headaches

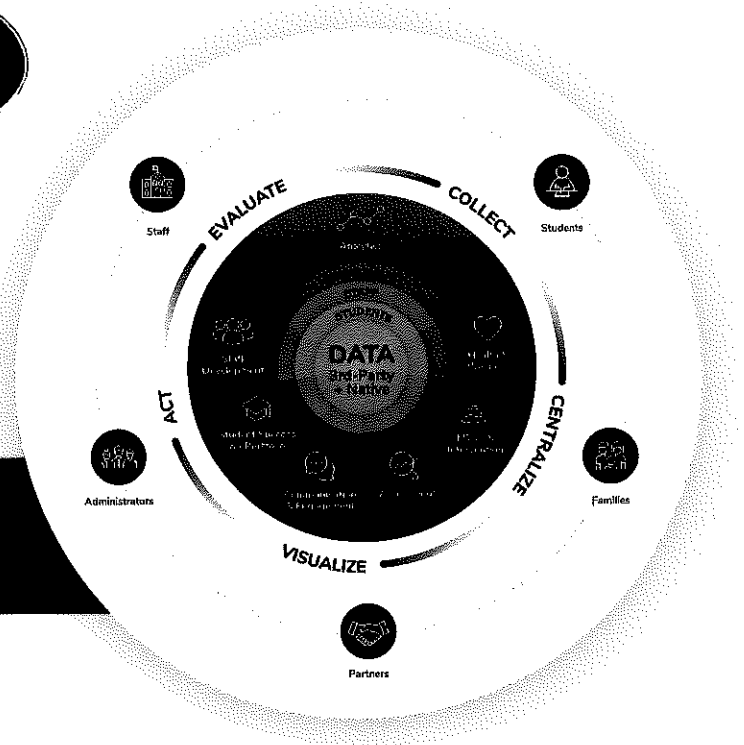
Districts were losing time and wasting money juggling siloed K-12 data solutions. So we've taken what all of these platforms do, learned how we can do it better, and do it all in one place.

## Before Abre



## After with Abre

One solution with the capabilities of all your piecemeal EdTech tools



**Springfield**  
CITY SCHOOL DISTRICT

"Abre helped Springfield City Schools **save \$850k in staff expenses**, allowing the funds and staff to be redeployed towards more meaningful tasks."

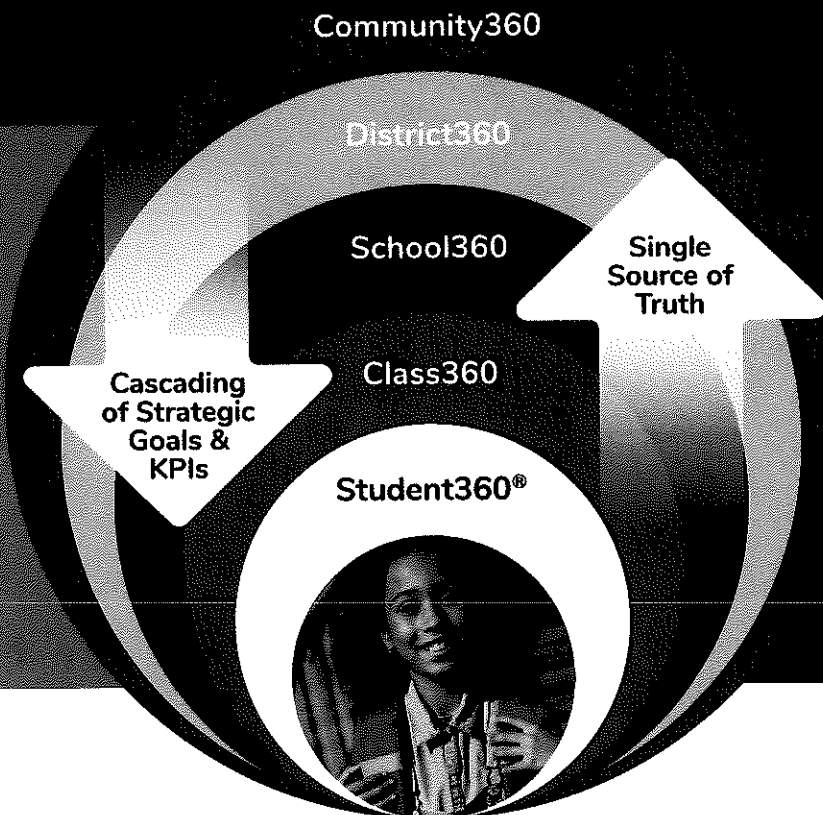


Dr. Bob Hill | Superintendent, Springfield City Schools, OH

# Align your stakeholders, control your narrative

Engage your entire learning community and keep every stakeholder informed with real-time data distributed by audience. Each person has access to the right data when they need it.

With customizable dashboards for every tier of your learning community, your entire district can better align on strategic goals and KPIs, resulting in confident decision making and streamlined progress for students.



## Abre offers:

- **Community** level dashboards (e.g. strategic plans, fiscal projections, community engagement, bond distribution, career pathways)
- **District** level dashboards (e.g. accountability, MTSS, staff utilization, EdTech impact, budget, absenteeism)
- **School** level dashboards (e.g. early warning, graduation readiness, behavior, climate & culture, family engagement)
- **Staff** level dashboards (e.g. formative assessment, grades, missing assignments, PBIS, social-emotional)
- **Student** level dashboards (e.g. grades, academic results, student plans, Portrait of a Graduate)

# Get a platform and a partner

Abre supports you in every step of your data journey so you can feel confident in your district decisions.



Custom Dashboard  
Creation



Guided Data  
Extraction



Data  
Consolidation



Security



Integrations



In-Depth  
Consultation



Permissioning



Storage

Abre's partnership goes beyond the data. We offer consultative guidance from former educators who understand your challenges and goals. We work closely with your team to identify the right questions to ask, interpret your data, and build custom dashboards that turn insights into meaningful action.



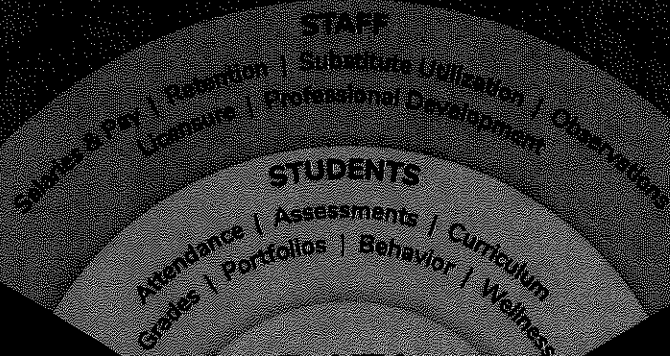
# Get powerful analytics

Abre's analytics are organized into flexible data packs, allowing districts to focus on student, staff, ops, or all of the above. **Based on your goals, we recommend Premium Data-as-a-Service.**

With fully custom dashboards aligned to your strategic priorities, Abre helps leaders visualize progress, spot challenges early, and take action fast.

We support you through every step of collecting and streamlining your data, so your team gains immediate access to centralized, real-time insights—without the burden of managing systems or stitching together reports.

## Available Analytics



## DATA

### solution to solve their top challenges:

- Data Intelligence
- Early Warning
- Cost Savings
- Strategic Planning
- Student Plans

## Data-as-a-Service

We created Abre with flexibility, so your district has control over how we work together. Our Data-as-a-Service packages give you credits based on the size of your district's enrollment which you can use to get extra support from Abre where you need it most.

**Based on your district's goals, we recommend Premium Data-as-a-Service**

### What's included in the Premium package:

- Historical data storage – unlimited
- Self serve data syncing
- Chronological dashboard development
- AI insights
- Branding and custom color theme
- Access to Mode License
- Unlimited credits per year
- Simultaneous dashboard development

# Guided implementation

Develop your  
data strategy



## Discovery

Meet your Onboarding Project Manager and Client Success Manager. Share your biggest district challenges and IT needs.



## Kick-Off

Review your district's strategic goals. Co-author your implementation plan. Roll out a plan fit for district success.

Customize  
your platform



## Walkthrough & Setup

Get to know your system settings, dashboards, and Student360 views in a walkthrough.



## Design & Build

Configure custom dashboards and apps specific to your priorities. Ongoing admin training supports your team's learning.

Improve  
outcomes



## Launch

Get ready to launch with enablement sessions and professional development planning. Feel confident with support from your Abre team during take off.



## Post-Launch

Abre monitors engagement, and helps you refine your workflows and plan your next steps.

# Why districts trust Abre

From simplifying operations to saving time and money, Abre gives districts a smarter way to manage data, engage stakeholders, and drive better outcomes. That's why more education leaders are making the switch.

"Abre allows us to see our data exactly how we want to and customize it to our specific needs. **We have saved hours and days of time pulling data** and put the data into immediate action focusing on the individual student needs."



Leah Sparks, Executive Director of Technology | Kanawha County Schools

"Since implementing Abre, **the district has saved approximately 4,200 staff hours annually**, allowing teachers to focus more on student impact rather than navigating multiple systems. ... Abre's analytics capabilities helped **reduce chronic absenteeism from nearly 30% to 20%.**"



Dr. Karen Cheser, Superintendent | Durango School District, CO

"What we as a district were most excited about with Abre was the ability to have **dashboards that could be viewed at the district level as well as school, classroom, and down to the individual student level.** ... Principals and other school leaders can use the dashboards within their own building to support teachers, who can view their own students' results and see how things are going district-wide."



Dr. Khrisslyn Goodman, Executive Director of Research, Evaluation & Assessment | Eastern Carver County Schools, MN