

	2025-26 Enrollments 1/13/2026																
	Grade 00	Grade 01	Grade 02	Grade 03	Grade 04	Grade 05	Grade 06	Grade 07	Grade 08	Grade 09	Grade 10	Grade 11	Grade 12	Grade 14	Totals	Pre-K	Total w/Pre
020-Calvary Elementary School	61	44	52	53	45	48									303	34	337
040-Glasscock Elementary School	44	52	58	55	66	64									339	20	359
210-Lebanon Elementary School	45	39	47	49	59	47									286	16	302
100-West Marion Elementary School	66	58	46	56	70	67									363	40	403
085-Lebanon Middle School							106	107	100								313
095-Marion County Middle School							87	94	101								282
515-Marion County High School										225	199	214	192	2			832
030-Hugh C. Spalding Academy							1	14	18	26	41	55	18				173
Total by Grade	216	193	203	213	240	226	194	215	219	251	240	269	210	2			3001

October as of 10/20/2025		November as of 11/10/2025	
School	Enrollment	School	Enrollment
Calvary Elementary School	340	Calvary Elementary School	339
Glasscock Elementary School	364	Glasscock Elementary School	361
Lebanon Elementary School	299	Lebanon Elementary School	307
West Marion Elementary School	400	West Marion Elementary School	400
Lebanon Middle School	318	Lebanon Middle School	315
Marion County Middle School	280	Marion County Middle School	282
Marion County High School	851	Marion County High School	849
Hugh C Spalding Academy	166	Hugh C Spalding Academy	170
Total	3018	Total	3023
December as of 12/10/2025		January as of 1/13/2026	
School	Enrollment	School	Enrollment
Calvary Elementary School	338	Calvary Elementary School	337
Glasscock Elementary School	361	Glasscock Elementary School	359
Lebanon Elementary School	302	Lebanon Elementary School	302
West Marion Elementary School	401	West Marion Elementary School	403
Lebanon Middle School	313	Lebanon Middle School	313
Marion County Middle School	281	Marion County Middle School	282
Marion County High School	850	Marion County High School	832
Hugh C Spalding Academy	170	Hugh C Spalding Academy	173
Total	3016	Total	3001

	2025-26 Attendance Monthly										
	Aug	Sep	Oct	Nov	Dec	Jan	Feb	Mar	Apr	May	
020-Calvary Elementary School	96.78	96.61	96.06	95.62	95.64						
040-Glasscock Elementary School	96.96	96.64	95.37	95.84	94.49						
210-Lebanon Elementary School	95.44	95.24	94.18	93.56	93.86						
100-West Marion Elementary School	96.39	95.54	94.97	91.8	93.85						
085-Lebanon Middle School	96.17	95.84	95.38	94.19	93.95						
095-Marion County Middle School	95.50	94.37	93.57	94.31	93.29						
515-Marion County High School	95.5	93.25	92.35	91.8	92.98						
Monthly Average	96.11	95.36	94.55	93.87	94.01						
	2024-25 Attendance Monthly										
	Aug	Sep	Oct	Nov	Dec	Jan	Feb	Mar	Apr	May	
020-Calvary Elementary School	96.85	96.05	96.34	95.73	94.76	93.47	94.51	94.86	95.38	96.29	
040-Glasscock Elementary School	96.22	95.21	95.2	94.47	93.97	94.17	93.03	94.28	94.15	94.05	
210-Lebanon Elementary School	94.91	94.29	94.19	93.17	92.96	92.8	92.63	93.23	92.64	92.92	
515-Marion County High School	94.69	93.49	93.2	93.06	92.69	94.15	92.18	94.29	93.65	95.42	
085-Lebanon Middle School	94.19	91.96	93.75	92.61	92.79	91.93	92.23	92.8	92.78	92.08	
095-Marion County Middle School	94.70	93.72	94.06	93.5	93.4	92.84	92.77	93.19	94.24	94.24	
100-West Marion Elementary School	95.64	94.1	94.56	93.81	92.93	91.1	91.13	92.82	94.29	95.02	
Monthly Average	95.31	94.12	94.47	93.7643	93.36	92.92	92.64	93.64	93.88	94.29	

	2025-26 Attendance YTD									
	Aug	Sep	Oct	Nov	Dec	Jan	Feb	Mar	Apr	May
020-Calvary Elementary School	96.78	96.67	96.53	96.31	96.2					
040-Glasscock Elementary School	96.96	96.76	96.30	96.18	95.91					
210-Lebanon Elementary School	95.44	95.32	95.00	94.67	94.54					
100-West Marion Elementary School	96.39	95.86	95.50	95.01	94.83					
085-Lebanon Middle School	96.17	95.97	95.79	95.39	95.17					
095-Marion County Middle School	95.50	94.8	94.37	94.36	94.18					
515-Marion County High School	95.5	94.11	93.55	93.12	93.1					
Monthly Average	96.11	95.64	95.29	95.01	94.85					
	2024-2025 Attendance YTD									
	Aug	Sep	Oct	Nov	Dec	Jan	Feb	Mar	Apr	May
020-Calvary Elementary School	96.85333	96.44	96.41	96.26	96	95.66	95.54	95.43	95.42	95.51
040-Glasscock Elementary School	96.21833	95.73	95.55	95.32	95.08	94.96	94.76	94.68	94.63	94.57
210-Lebanon Elementary School	94.91056	94.58	94.45	94.17	93.95	93.8	93.68	93.61	93.5	93.43
515-Marion County High School	94.68667	94.11	93.80	93.64	93.47	93.56	93.42	93.56	93.57	93.77
085-Marion County Knight Academy	94.18589	93.07	93.30	93.15	93.08	92.93	92.86	92.85	92.84	92.77
095-Marion County Middle School	94.69667	94.29	94.21	94.06	93.94	93.8	93.69	93.61	93.68	93.76
100-West Marion Elementary School	95.63611	94.9	94.79	94.58	94.29	93.86	93.58	93.46	93.55	93.73
Monthly Average	95.313	94.73	94.64	94.45	94.26	94.08	93.93	93.88	93.88	93.93

2025-26 Attendance Daily

	Monday, December 1, 2025	Wednesday, December 3, 2025	Thursday, December 4, 2025	Friday, December 5, 2025	Monday, December 8, 2025	Tuesday, December 9, 2025	Wednesday, December 10, 2025	Thursday, December 11, 2025	Monday, December 15, 2025	Tuesday, December 16, 2025	Wednesday, December 17, 2025	Thursday, December 18, 2025	Friday, December 19, 2025	Tuesday, January 6, 2026	Wednesday, January 7, 2026	Thursday, January 8, 2026	Friday, January 9, 2026	Monday, January 12, 2026	Tuesday, January 13, 2026	Wednesday, January 14, 2026	Thursday, January 15, 2026	Day
	Day 69	Day 70	Day 71	Day 72	Day 73	Day 74	Day 75	Day 76	Day 77	Day 78	Day 79	Day 80	Day 81	Day 82	Day 83	Day 84	Day 85	Day 86	Day 87	Day 88	Day 89	Day 90
020 - Calvary Elementary School	97.38	96.07	96.05	94.08	94.41	94.41	94.24	94.39	95.03	96.69	96.69	97.36	96.53	96.68	95.71	95.05	93.73	93.73	93.89	94.39	95.38	
040 - Glasscock Elementary School	93.2	94.84	94.1	92.04	96.31	92.63	95.58	93.95	94.69	94.69	96.46	94.25	95.58	92.92	95.58	95.87	94.54	96.17	93.95	96.17	95.28	
210 - Lebanon Elementary School	93.94	92.73	94.46	94.29	91.11	94.6	92.33	93.9	91.64	92.16	96.52	97.04	95.8	95.26	94.74	93.86	95.09	92.66	92.98	91.75	91.93	
100 - West Marion Elementary School	94.72	95.83	95.83	92.78	91.67	94.04	95.57	93.65	90.75	95.3	93.23	94.61	93.37	95.58	96.69	96.96	95.58	96.27	95.18	95.59	95.32	
085 - Lebanon Middle School	95.37	94.41	94.41	92.97	94.57	94.73	98.4	93.29	94.25	93.43	94.55	92.63	87.98	96.95	95.65	96.62	95.02	97.6	93.93	94.89	92.97	
095 - Marion County Middle School	96.44	96.62	95.55	93.42	91.81	93.42	93.42	91.99	90.57	92.55	93.44	95.04	88.48	96.98	94.48	92.53	93.77	93.77	92.35	91.28	92.17	
515 - Marion County High School	93.26	93.33	93.98	92.03	91.61	90.83	93.04	92.28	90.74	94.34	94.04	96.54	95.76	94.26	94.61	91.81	92.48	92.67	92.3	91.87	90.65	
Daily Average 2025-26	94.9	94.83	94.91	93.09	93.07	93.52	94.65	93.35	92.52	94.17	94.99	95.35	93.36	95.52	95.35	94.67	94.32	94.7	93.51	93.71	93.39	

2025-26 Calendar Status

Instructional Days Completed: 88

Instructional Days Remaining: 84

Snow Day: 2 (Dec 2 and 12, 2025)

2025-26 Home School

Home School Students January 2026
142

MCPS Food Pantry

Nancy Shockency, MCPS Community Education Director

Lori Mitchell, Calvary/West Marion Elementary School FRYSC Coordinator

Sarah Mattingly, Glasscock Elementary School FRYSC Coordinator

Dawn Blandford, Lebanon Elementary School FRYSC Coordinator

Morgan Morris, Lebanon Middle School YSC

Van Gadberry, Marion County Middle School YSC

Tessa Loper, Marion County High School YSC

DATES:	SATURDAY:	DATES:	EVENING TIME:
December 13, 2025	9:00-12:00		
January 17, 2026	9:00-12:00	January 20, 2026	4:00-6:00
February 21, 2026	9:00-12:00	February 24, 2026	4:00-6:00
March 14, 2026	9:00-12:00	March 17, 2026	4:00-6:00
April 18, 2026	9:00-12:00	April 21, 2026	4:00-6:00
May 16, 2026	9:00-12:00	May 19, 2026	4:00-6:00



Thank you to TGKY for your generous donation of food and supplies for our food pantry!



February Attendance Challenge

“Fall in Love with Showing Up!”





Monitor

1. Daily Attendance %
2. Weekly Attendance %

Daily Tracking

Record each schools daily attendance:



Daily Attendance Goals

- 95% or higher = 1 Heart 
- 93–94.9% = ½ Heart 
- 92.9% or Below = 0 Hearts

Weekly Growth Tracking

Each Friday, schools calculate weekly percentage

Weekly Growth Points

- 95% average or better = 2 Bonus Hearts 
 - 93% to 94.9% = 1 Bonus Hearts 
 - 92.9% or Below = 0 Bonus Hearts
-