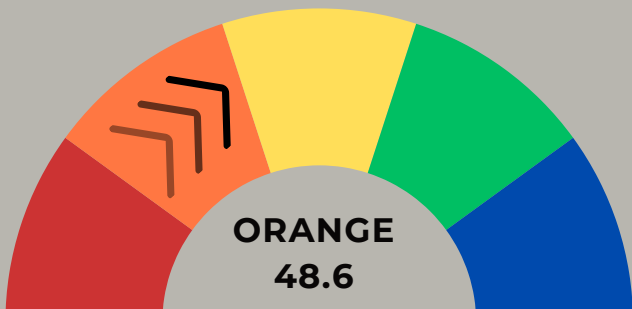


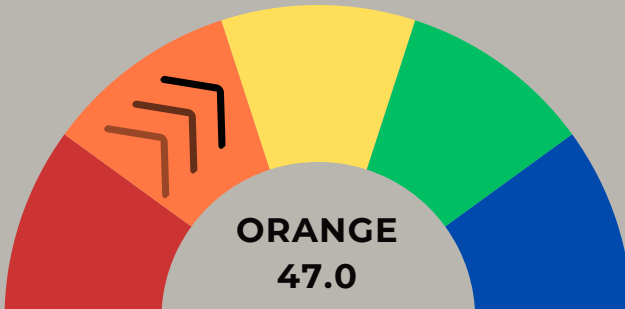


KENTUCKY SUMMATIVE ASSESSMENT 2025

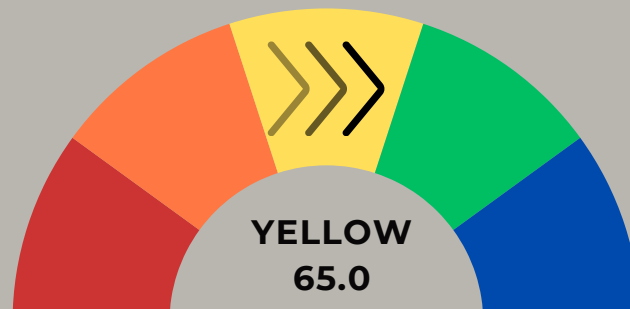
RE STEVENSON ELEMENTARY



RUSSELLVILLE MIDDLE SCHOOL



RUSSELLVILLE HIGH SCHOOL



Accountability Indicators

Year	2024	2025	Increase/ Decrease
Reading & Math	35.0	49.3	Increase
Science, Social Studies & Writing	30.0	44.4	Increase
Quality of School Climate & Safety	71.3	81.5	Significant Increase
Overall Score	35.2 Red TSI AS TSI Disability	48.6 Orange ATSI Disability	

Accountability Indicators

Year	2024	2025	Increase/ Decrease
Reading & Math	34.6	51.8	Increase
Science, Social Studies & Writing	51.0	41.0	Maintain
Quality of School Climate & Safety	53.9	65.3	Increase
Overall Score	33.2 Orange	47.0 Orange	

Accountability Indicators

Year	2024	2025	Increase/ Decrease
Reading & Math	36.1	57.4	Significant Increase
Science, Social Studies & Writing	60.1	53.9	Maintain
Quality of School Climate & Safety	66.5	76.9	Significant Increase
Postsecondary Readiness	79.2	81.5	Increase
Graduation Rate	97.3	97.3	Maintain
Overall Score	55.5 Orange	65.0 Yellow	

Performance Ratings are assigned one of five colors (red, orange, yellow, green, blue, with red being the lowest and blue being the highest).