KCSD
Kenton County School District | *It's about ALL kids.*

Issue Paper

DATE:
11/19/2025

AGENDA ITEM (ACTION ITEM):
Consider / Approve the Design Development and Construction Documents for the River Ridge Elementary School Site Expansion Project (BG 24-173).

APPLICABLE BOARD POLICY:
01.1 Legal Status of the Board; 04.31 Authority to Encumber and Expend Funds; 702 KAR 4:160

HISTORY/BACKGROUND:
On December 4, 2023, the Board approved a Site Development (SD) Plan for the River Ridge Elementary School site expansion project. A revised SD plan was approved by the Board at the September 9, 2025 regular board meeting. After a final review of the project by the District's Operations team and the Emboss Architecture team, it is time to consider approval of the Design Development plan (DD) and Construction Documents (CD) so the bidding process may occur in December 2025, a bid award may be made in January 2026, and construction may begin in March, 2026 with completion scheduled for August, 2026. Additional concrete sidewalk and curb replacement was added to the scope of work from the original design in 2023, which increased the project estimate by $500,000. The revised plan still addresses the original goals of enhanced site circulation, additional parking, and ending unsafe car stacking on Amsterdam Road during the start and end of school days.

FISCAL/BUDGETARY IMPACT:
Estimated project cost of $4,500,000.00

RECOMMENDATION:
Approve the Design Development and Construction Documents for the River Ridge Elementary School Site Expansion Project (BG 24-173)

CONTACT PERSON:
Matt Rigg, Chief Operations Officer

Principal/Administrator	*District Administrator*	*Superintendent*

THIS DOCUMENT, AND THE IDEAS AND DESIGNS INCORPORATED HEREIN, AS AN INSTRUMENT OF PROFESSIONAL SERVICE, IS THE PROPERTY OF EMBOSS DESIGN INC AND IS NOT TO BE USED IN WHOLE OR IN PART FOR ANY OTHER PROJECT, WITHOUT THE WRITTEN AUTHORIZATION OF EMBOSS. COPYRIGHT 2025 EMBOSS DESIGN INC. ALL RIGHTS RESERVED.

Design that *Breaks* Records.

Site Expansion Project
River Ridge Elementary School

2772 Amsterdam Road
Villa Hills, KY, 41017
BG# 24-173

EMBOSS
EmbossDesign.com 606 Monmouth Street
(859)431-8612 Newport, KY 41071

EMMA ADKISSON
REGISTERED
No. 7810
COMMONWEALTH OF KENTUCKY
ARCHITECT

Drawing List

DRAWING LIST	
Sheet Number	Sheet Name
GENERAL	
G000	COVER SHEET
G001	SITE LOCATION AND VICINITY MAPS
ARCHITECTURAL SITE	
AS100	ARCHITECTURAL SITE PLAN - DEMOLITION
AS101	ARCHITECTURAL SITE PLAN - NEW WORK
AS102	ENLARGED ARCHITECTURAL SITE PLANS / DOOR SCHEDULE / FINISH & FRAME ELEVATIONS
AS200	ARCHITECTURAL SITE DETAILS & SECTIONS
CIVIL	
C000	CIVIL TITLE SHEET
C100	EXISTING CONDITIONS / DEMOLITION PLAN
C101	SITE PLAN
C200	UTILITY PLAN
C201	STORM SEWER PROFILES & DETAILS
C400	GRADING PLAN
C401	SOIL EROSION CONTROL PLAN
C402	FIELD GRADING PLAN
C500	STORM WATER POLLUTION PREVENTION PLAN
C501	CIVIL NOTES & DETAILS
STRUCTURAL	
S000	GENERAL STRUCTURAL NOTES
S100	SITE RETAINING WALL FOUNDATION PLAN
S200	FOUNDATION SECTIONS
ELECTRICAL	
E000	ELECTRICAL LEGEND
E100	ELECTRICAL SITE UTILITY PLAN - DEMO
E101	ELECTRICAL SITE UTILITY PLAN - NEW
E200	ELECTRICAL RISER & PANEL SCHEDULES
E300	ELECTRICAL DETAILS

Code Notes

Note to Reviewer:

Limited construction work to occurring inside the building. That work consists of replacement of a single storefront at the style Entrance and routing of electrical / low voltage wire. Principle planned construction elements at exterior building shall replacement of a marquee sign, and site retaining walls.

No changes to building interior.

Building Code
2009 KENTUCKY BUILDING CODE

Chapter 3
Use Group — Existing Building E - Educational
No Change to Use Group

Chapter 5
Construction Type — Assumed IIB
All-walls Height and Building Area — ? Stories ? (3A) 42,000 SF

	Building 1	Building 2
Frontage increase factor	= [F/P(W)-30]x.2[F/P(W)-30] = [ ]x.2[ ] = .12	= [ ]x.2[ ] = .24
Frontage increase	= 12,652 * .12 = 1,517 SF	= 14,080 * .24 = 3,380 SF
Total per allowable area (this area per story)	= 42,652 SF	= 17,460 SF
Existing Height	2 Stories No Change to Building Height	
Existing Building Area	Building 1 1st level & level = 1,188 SF Equal Floor = 37,140 SF Second Floor = 23,640 SF Mech Mezz = 1,560 SF No Change to Building Area	Building 2 12,960 SF 38,174 SF none none

Chapter 6
Table 601 - Fire Resistance Rating Requirements for Building Elements
Type IIB — Structural Frame = 0 hours; Bearing walls = 0 hours (but not less than Table 602); Nonbearing exterior walls = 0 hours (but less than Table 602); Nonbearing interior walls = 0 hours; Floor construction = 0 hours; Roof construction = 0 hours

Table 602
X greater than or equal to 30', occupancy E = 0 hours

Chapter 7
No Changes to Fire and Smoke Protection Features.
See floor plans for existing rated construction

Chapter 8
The building is fully equipped with an automatic sprinkler system.

Chapter 10
No Changes to Occupant Load

Section 1005
Table 1005.1 Egress width per occupant (w/sprinkler sprinkler system)
Stairways with sprinkler system — 0.2 in/occ
Other egress components with sprinkler system — 0.15 in/occ

Section 1006
Table 1006.2.1 Rules contains nursing occupant load greater than 30 with an automatic sprinkler system shall have a two means of egress

Chapter 12
Interior Environment
See Sheet A001

Chapter 29
No Changes to Plumbing Fixtures

Team

Owner:
KENTON COUNTY SCHOOL DISTRICT
1055 Eaton Drive, Fort Wright, KY 41017
Ph: 859.344.1531

Architect:
Emboss
906 Monmouth Street, Newport, KY 41071
Ph: 859.431.8612

Civil Engineer:
BAYER BECKER
206 Grandview Drive, Fort Mitchell, KY 41017
Ph: 859.261.1113

Structural Engineer:
ADVANTAGE
1527 Madison Road, Cincinnati, OH 45206
Ph: 513.396.8900

MEP Engineer:
OMTA
1100 Sycamore St, Suite 400, Cincinnati, OH 45202
Ph: 513.429.4404

General Project Notes

DIVISION 01 – GENERAL REQUIREMENTS

01000 – ADMINISTRATIVE REQUIREMENTS

1. Contractor shall be responsible for verification and coordination of sub-contractors work to assure compliance with the drawings and specifications.
2. Safety in accordance with generally accepted construction practices. Contractor will be solely and completely responsible for conditions of job site, including safety of all persons and property during performance of the work. This requirement will apply continuously and not be limited to normal working hours.
3. The Architect shall not be responsible for the means, methods, techniques, sequences or procedures of construction selected by the Contractor.

01400 – QUALITY REQUIREMENTS

1. The Contractor shall obtain and pay for all required permits and inspections unless indicated otherwise.
2. All work shall conform to the current building code, and all applicable laws, rules, regulations and ordinances or governing authorities. In case of conflict the most restrictive shall not limit their applicability.
3. The term "provide" when used shall mean "Furnish and Install" unless noted otherwise.
4. Provide blocking in walls, ceilings, etc. wherever items will be attached to these surfaces (i.e. toilet accessories, wall mounted door stops, fixtures, casework, handrails, A/V equipment, etc.).
5. Provide fireproofing at all locations required by governing codes and authorities. Contact Building Inspector for inspection of all fireproofing prior to installation of any material which may conceal the fireproofing.
6. All steel exposed to the exterior shall be galvanized and painted, unless noted to be stainless steel or galvanized turnaround.

01500 – TEMPORARY FACILITIES AND CONTROLS

1. Contractor is responsible for providing any temporary water, electrical service, heating and trash removal as needed to complete the work.
2. Contractor shall collect and remove all rubbish, surplus material, tools and maintaining permitting in his work on a regular basis throughout the construction in order to maintain an orderly working environment.
3. Temporarily brace structural components as required to maintain stability until complete and functioning as a assigned unit.
4. Fixtures and dust shall be controlled so as to prevent any harmful or undesirable effects in the surrounding area.

DIVISION 02 – EXISTING CONDITIONS

02000 – ASSESSMENT

1. Commencement of work by the Contractor in Trade shall signify the acceptance of the site conditions.
2. Area and dimensional 3 shall be the responsibility of the Contractor(s) or Trade(s) to verify all base lot-wells and dimensions by marking their own field measurements before starting work or ordering materials.
3. The Contractor shall verify at the job site, all dimensions and conditions shown on the drawings and within the Contract Documents and shall notify the Architect of any discrepancies, omissions and/or conflicts before proceeding with the project. All discrepancies shall be resolved before starting work or ordering materials.
4. The Contractor shall not scale drawings, written dimensions shall govern. Large scale drawings shall govern over small scale drawings. Field verify existing conditions where no dimensions exist.
5. All dimensions to existing construction are to the finished face. All dimensions to new construction are to face of concrete, face of masonry, face of stud or column centerline unless noted otherwise. Any dimension noted as "CLEAR" or "CLR" is from finished face to finished face.
6. Coordinate all electrical location of all existing utilities. Take precautions as necessary to protect them. Repair all utilities damaged during construction at no cost to the Owner.
7. Contractor shall replace topsoil and removed lawn areas disturbed by construction.
8. The removal and installation of mechanical, electrical, plumbing and architectural items may require the penetrations or removal of existing floors, ceilings, and walls. Patch and finish all existing surfaces that are disturbed during construction unless noted otherwise.

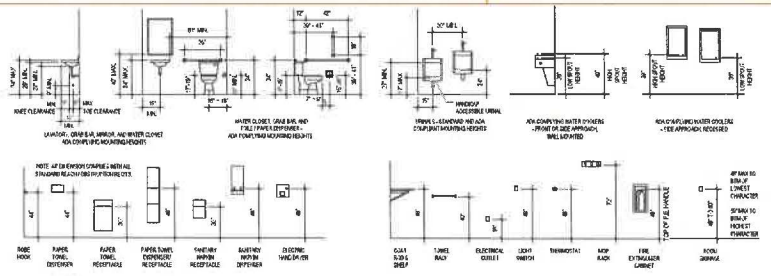

Standard Accessibility Mounting Heights

Vicinity Map

Location Map

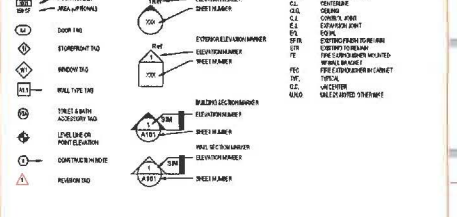

Symbol Legend & Abbreviations

NO.	DESCRIPTION	DATE
	DD / CD APPROVAL	11/1/2025

COVER SHEET

22-105

G000

PRINT DATE 11/18/2025 10:47:36 AM

THIS DOCUMENT, AND THE IDEAS AND DESIGNS INCORPORATED HEREIN, AS AN INSTRUMENT OF PROFESSIONAL SERVICE, IS THE PROPERTY OF EMBOSS DESIGN ®. AND IS NOT TO BE USED IN WHOLE OR IN PART FOR ANY OTHER PROJECT, WITHOUT THE WRITTEN AUTHORIZATION OF EMBOSS. COPYRIGHT© 2025 EMBOSSDESIGN ®, ALL RIGHTS RESERVED

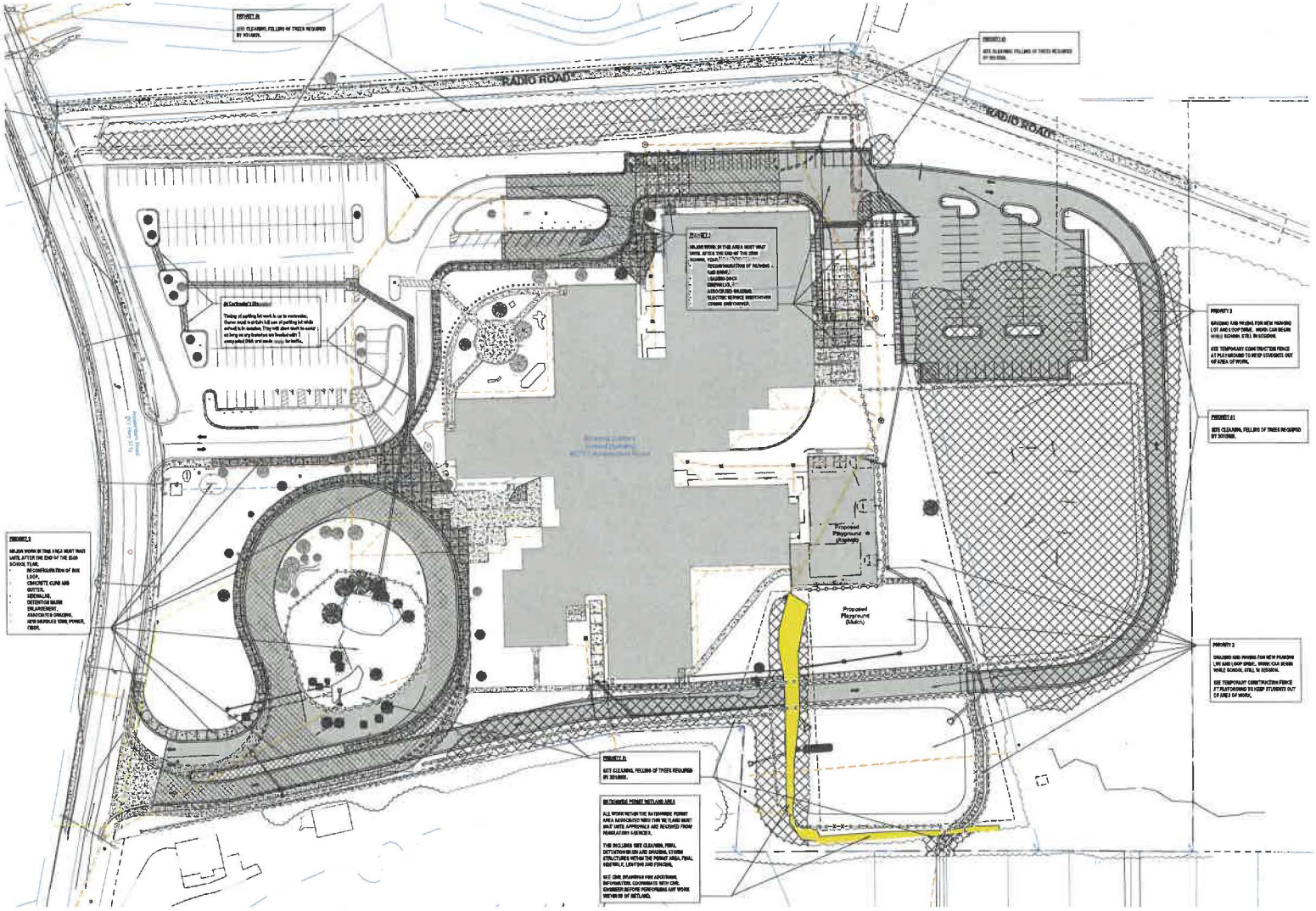

1 SITE LOGISTICS AND SEQUENCING PLAN
G001 SCALE: 1" = 40'-0"

PRINT DATE 11/18/2025 10:47:38 AM

EMBOSS
EmbossDesign.com 859/431-8812
906 Monmouth Street, Newport, KY 41071

EMMA ADKISSON REGISTERED No. 7610 ARCHITECT

Site Expansion Project
River Ridge Elementary School

2772 Amsterdam Road
Villa Hills, KY, 41017
BG# 24-173

NO.	DESCRIPTION	DATE
	DD / CD APPROVAL	11/17/2025

SITE LOGISTICS AND SEQUENCING

22-105

G001

THIS DOCUMENT, AND THE IDEAS AND DESIGNS INCORPORATED HEREIN AS AN INSTRUMENT OF PROFESSIONAL SERVICE IS THE PROPERTY OF EMBOSS DESIGN PR AND IS NOT TO BE USED IN WHOLE OR IN PART FOR ANY OTHER PROJECT, WITHOUT THE WRITTEN AUTHORIZATION OF EMBOSS. COPYRIGHT 2023 EMBOSSDESIGN PR. ALL RIGHTS RESERVED

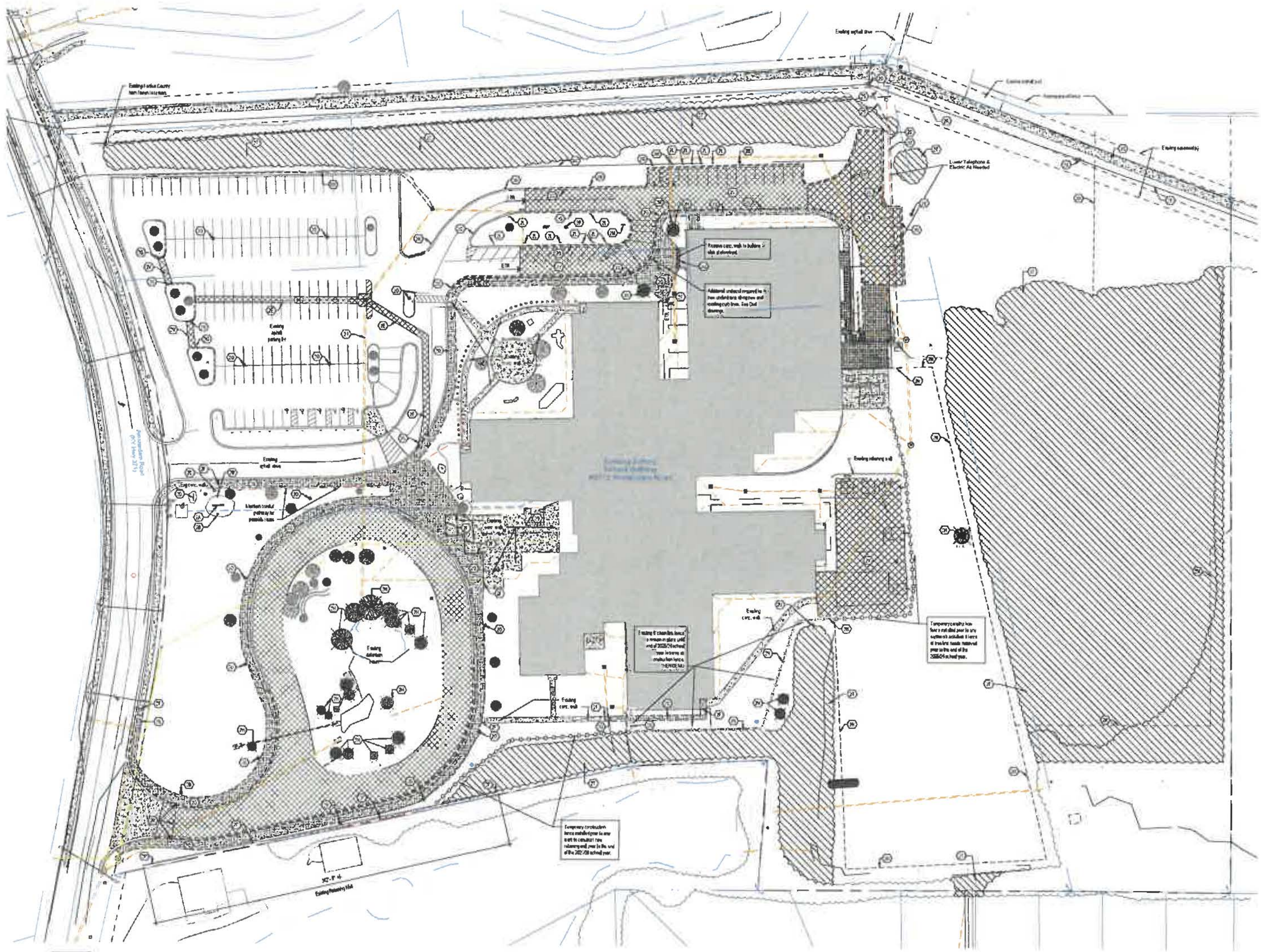

1 ARCHITECTURAL SITE PLAN - DEMOLITION

AS100 SCALE: 1" = 40'-0"

SHEET KEYNOTES

EmbossDesign.com
(859)431-8612
906 Monmouth Street,
Newport, KY 41071

EMMA ADKISSON
REGISTERED
No. 7810
COMMONWEALTH OF KENTUCKY
ARCHITECT

Site Expansion Project
River Ridge Elementary School

2772 Amsterdam Road
Villa Hills, KY, 41017
BG# 24-173

NO.	DESCRIPTION	DATE
	DD / CD APPROVAL	11/17/2025

ARCHITECTURAL SITE PLAN - DEMOLITION

22-105

AS100

PRINT DATE 11/18/2025 10:47:37 AM

THIS DOCUMENT AND THE IDEAS AND DESIGNS INCORPORATED HEREIN, AS AN INSTRUMENT OF PROFESSIONAL SERVICE, IS THE PROPERTY OF EMBOSS DESIGN INC. AND IS NOT TO BE USED IN WHOLE OR IN PART FOR ANY OTHER PROJECT, WITHOUT THE WRITTEN AUTHORIZATION OF EMBOSS DESIGN INC. © COPYRIGHT 2025 EMBOSS DESIGN INC. ALL RIGHTS RESERVED.

SITE SIGNAGE LEGEND

GENERAL SIGNAGE NOTES:
1. Posts shall be set in concrete.
2. Bottom of signs shall be 5'-0" above finished grade, minimum. Coordinate with Owner.

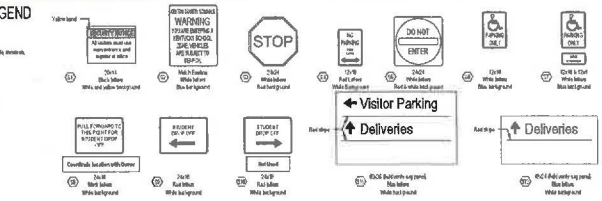

2 SITE SIGNAGE LEGEND
AS101 SCALE: 1/2" = 1'-0"

SHEET KEYNOTES

- 1A New Cut Build Pre-masonry ribbon, flexible bond w/ ITEC Pre-Lithic (bonding, sealing, vented, and pull strong at by 1 minutes. Use 3 ea. HDPE for additional information, see also Electrical Drawings.
- 2AB Remove stairs. See Civil drawings.
- 9AA New aluminum signage should system on glass for vending panel sign. Remove existing double panel & existing box
- 10C Asphalt reclaimed area and patch. Sod yard or new site. Coordinate with owner. Contractor option to install new pad may keep existing w/ key of salvaged panel.
- 11A New steel bars digital message board and base.
- 11C New adjustable (hand tools, exterior load-bleed pad, bottleneck, and non-slip demarcation. Outlook 54" Paradigm or equal.
- 20B New asphalt playground. See Civil Drawings.
- 20C Provide planter painted or stain with 11" Short non-shrink and Natural non-toxic. Trained planter with 3" Indian girth.
- 20E Provide 2" wide white pavement paint markings on face forms (no and semi) strips for full court elementary basketball.
- 20G Paint curb to mesh adjacent.
- 20F New concrete walk. See Civil drawings.
- 20H New 8' tall vinyl coated chain link fence, braced support posts set in concrete. Line divider screening hardware with Owner
- 20J Fall depth asphalt. See Civil Drawings.
- 20K Painted parking lot striping / graphics.
- 20M New 6' tall vinyl coated chain link fence, braced support posts set in concrete.
- 20N Painted crosswalk markers at 2' max. 4" wide solid stripes spaced 3' apart.
- 20O New concretes. See Civil drawings.
- 20P Existing gas pumps. See Civil drawings.

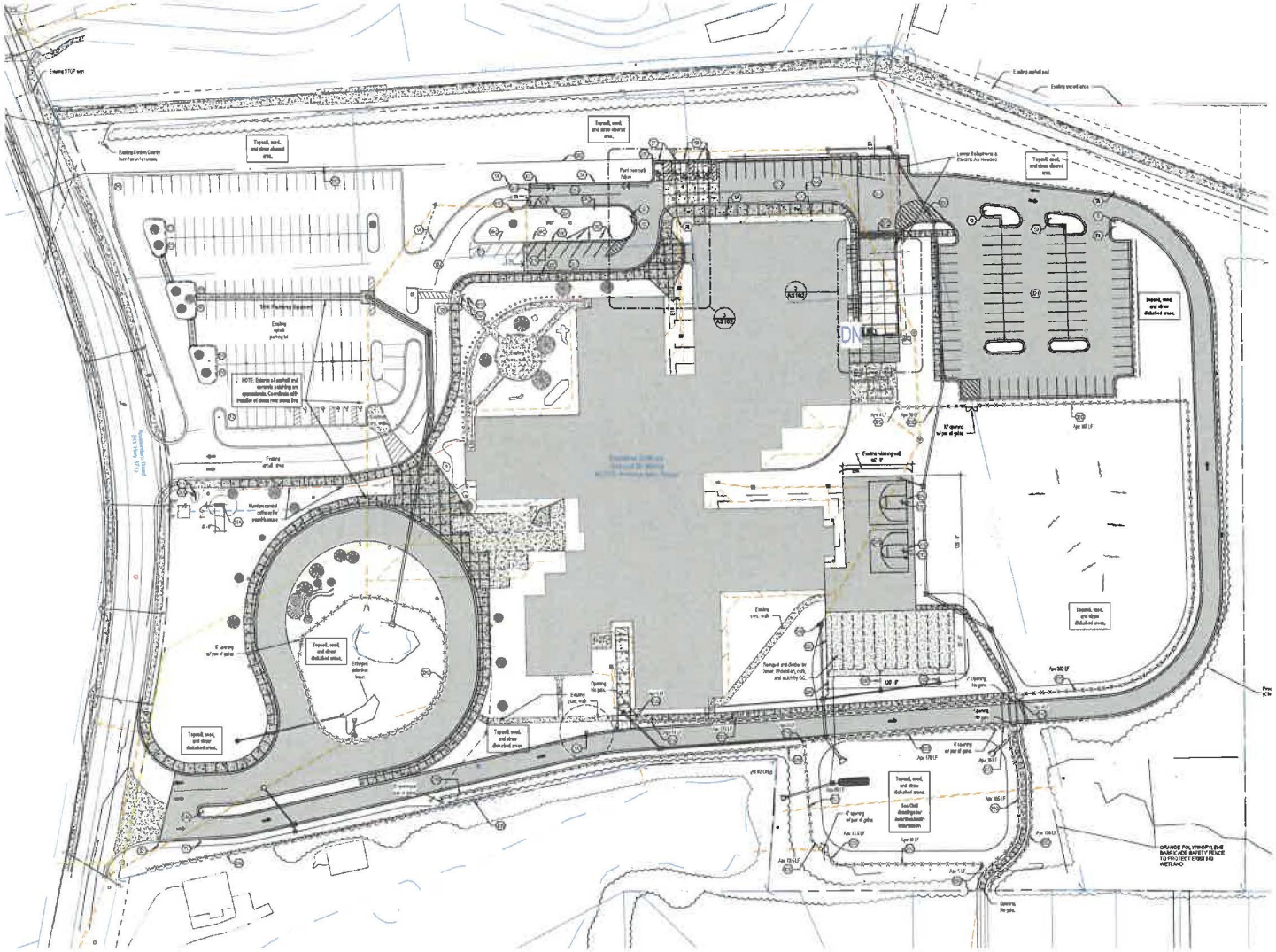

1 ARCHITECTURAL SITE PLAN - NEW WORK
AS101 SCALE: 1" = 40'-0"

PRINT DATE 11/18/2025 10:47:38 AM

EMBOSS

EmbossDesign.com (859)431-0612
906 Monmouth Street, Newport, KY 41071

EMMA ADKISSON REGISTERED No. 7910 COMMONWEALTH OF KENTUCKY ARCHITECT

Site Expansion Project
River Ridge Elementary School

2772 Amsterdam Road
Villa Hills, KY, 41017
BG# 24-173

NO.	DESCRIPTION	DATE
	DD / CD APPROVAL	11/17/2025

ARCHITECTURAL SITE PLAN - NEW WORK

22-105

AS101