

CONSENT ITEM B-1

November 17, 2025

OLDHAM COUNTY BOARD OF EDUCATION

CONCERN

Consider Approval of the Construction Documents for the District Wide Landscaping and Site Improvements Project, Goshen Bid Package.

DISCUSSION

The Kentucky Department of Education requires that the Oldham County Board of Education approve plans at various stages during the design process. The construction documents for the District Wide Landscaping and Site Improvements Project, Goshen Bid Package has been reviewed by Brent Bohannon, Director of Facilities and Victoria Byrka, Principal of Goshen and is hereby recommended for approval.

RECOMMENDATION

Approve the Construction Documents for the District Wide Landscaping and Site Improvements Project, Goshen Bid Package for submission to the Kentucky Department of Education and hereby authorize the Director of Facilities Management to execute the necessary documentation.

On a motion by _____, seconded by _____, the Board approved the Construction Documents for the District Wide Landscaping and Site Improvements Project, Goshen Bid Package for submission to the Kentucky Department of Education, and hereby authorize the Director of Facilities Management to execute the necessary documentation. (,)

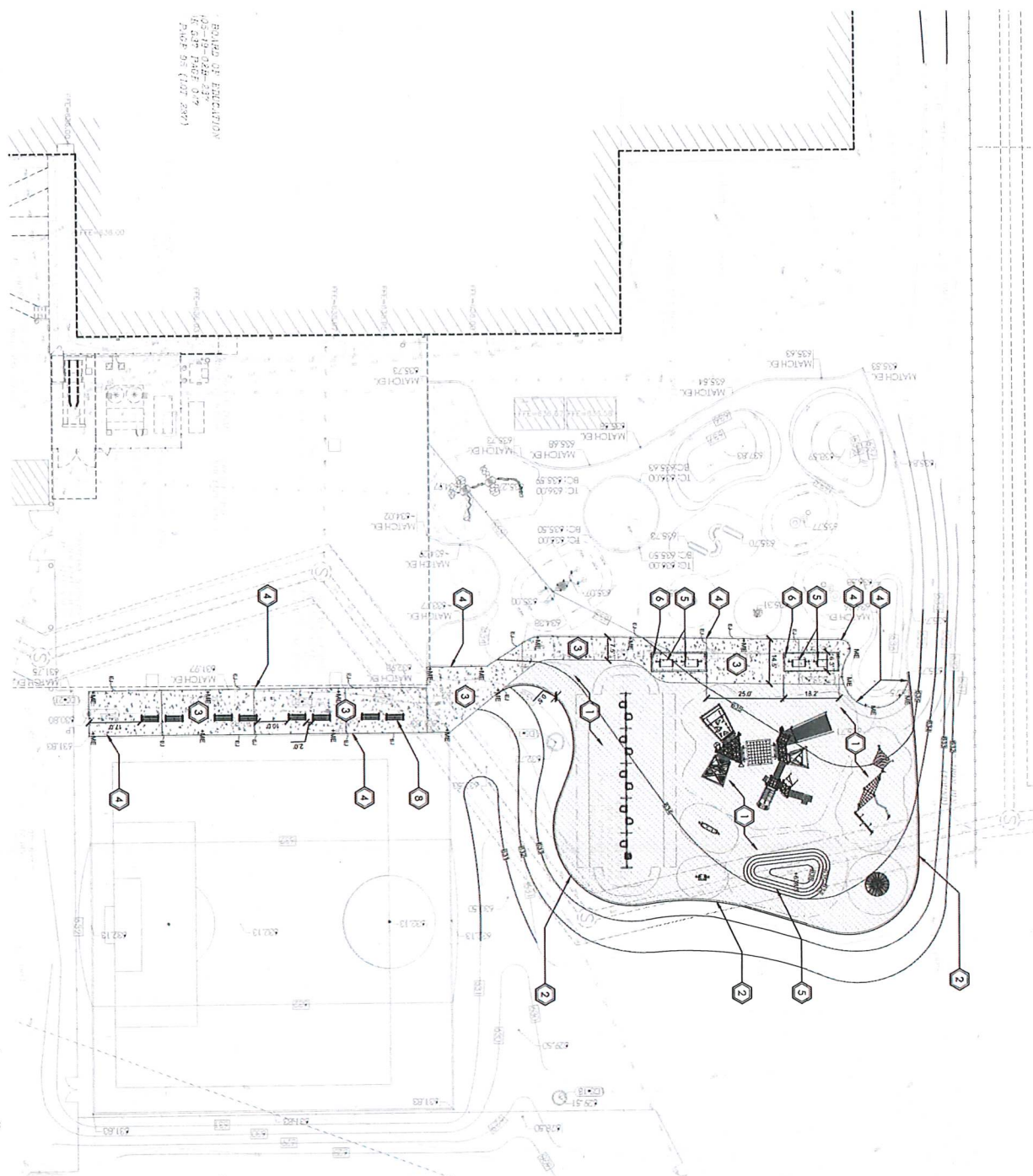
Carly Clem, Board Chair

Claudette Herald, Superintendent, Board Secretary

SITE IMPROVEMENTS: PLAYGROUND EXPANSION

SCALE: 1" = 10'-0"

ROUND OF ENCLAVATION
03-19-024-317
B. 28P PAGE 017
DATE 05/10/2007



LAYOUT AND MATERIALS NOTES:

- A. THE EXISTING TOPOGRAPHY AND SITE INFORMATION SHOWN HAS BEEN PROVIDED BY CLIENT. THE CONTRACTOR SHALL BE RESPONSIBLE FOR THE ACCURACY OF THE INFORMATION PROVIDED. THE ARCHITECT SHALL NOT BE RESPONSIBLE FOR THE ACCURACY OF THE INFORMATION PROVIDED. THE CONTRACTOR SHALL BE RESPONSIBLE FOR THE ACCURACY OF THE INFORMATION PROVIDED. THE ARCHITECT SHALL NOT BE RESPONSIBLE FOR THE ACCURACY OF THE INFORMATION PROVIDED.
- B. DIMENSIONS GIVEN IN RELATIONSHIP TO BUILDINGS OR OTHER SITE ELEMENTS ARE LOCATIONS INDICATED. DIMENSIONS ARE REFERENCED AT 90 DEGREE ANGLES UNLESS OTHERWISE INDICATED.
- C. DIMENSIONS ARE REFERENCED AT 90 DEGREE ANGLES UNLESS OTHERWISE INDICATED.
- D. COORDINATE PLACEMENT OF EXPANSION AND CONTROL JOINTS IN CLASH WITH ADJACENT WALKWAYS AND DRIVEWAYS.
- E. UNLESS OTHERWISE INDICATED, ALL CURBS SHALL BE 6" MINIMUM AT THE OUTSIDE EDGE OF CURB AND 4" MINIMUM AT THE INSIDE EDGE OF CURB. ALL CURBS SHALL BE 4" MINIMUM AT THE OUTSIDE EDGE OF CURB AND 4" MINIMUM AT THE INSIDE EDGE OF CURB.
- F. ALL CURBS SHALL BE 4" MINIMUM AT THE OUTSIDE EDGE OF CURB AND 4" MINIMUM AT THE INSIDE EDGE OF CURB.
- G. ALL CURBS SHALL BE 4" MINIMUM AT THE OUTSIDE EDGE OF CURB AND 4" MINIMUM AT THE INSIDE EDGE OF CURB.
- H. THE CONTRACTOR IS RESPONSIBLE FOR OBTAINING ALL NECESSARY PERMITS AND APPROVALS FROM ALL APPLICABLE AGENCIES AND DEPARTMENTS. THE CONTRACTOR SHALL BE RESPONSIBLE FOR OBTAINING ALL NECESSARY PERMITS AND APPROVALS FROM ALL APPLICABLE AGENCIES AND DEPARTMENTS.
- I. EXPANSION JOINTS SHALL BE PLACED BETWEEN ALL EXISTING CONCRETE PAVEMENT, BUILDINGS AND WALLS AS WELL AS ALL PROPOSED CONCRETE PAVEMENT, BUILDINGS AND WALLS.
- J. REFER TO SPECIFICATIONS FOR ADDITIONAL REQUIREMENTS.
- K. ALL EXISTING MATERIALS (EXCEPT PAVING) SHALL BE REUSED OR RECYCLED.
- L. ALL NEW MATERIALS SHALL BE USED.
- M. ALL NEW MATERIALS SHALL BE USED.
- N. ALL NEW MATERIALS SHALL BE USED.
- O. ALL NEW MATERIALS SHALL BE USED.
- P. ALL NEW MATERIALS SHALL BE USED.
- Q. ALL NEW MATERIALS SHALL BE USED.
- R. ALL NEW MATERIALS SHALL BE USED.
- S. ALL NEW MATERIALS SHALL BE USED.
- T. ALL NEW MATERIALS SHALL BE USED.
- U. ALL NEW MATERIALS SHALL BE USED.
- V. ALL NEW MATERIALS SHALL BE USED.
- W. ALL NEW MATERIALS SHALL BE USED.
- X. ALL NEW MATERIALS SHALL BE USED.
- Y. ALL NEW MATERIALS SHALL BE USED.
- Z. ALL NEW MATERIALS SHALL BE USED.

LAYOUT AND MATERIALS KEY NOTES:

1. NEW PAVING: 4" MINIMUM AT THE OUTSIDE EDGE OF CURB AND 4" MINIMUM AT THE INSIDE EDGE OF CURB.
2. PAVING: 4" MINIMUM AT THE OUTSIDE EDGE OF CURB AND 4" MINIMUM AT THE INSIDE EDGE OF CURB.
3. NEW CONCRETE WALK: 4" MINIMUM AT THE OUTSIDE EDGE OF CURB AND 4" MINIMUM AT THE INSIDE EDGE OF CURB.
4. NEW CONCRETE WALK: 4" MINIMUM AT THE OUTSIDE EDGE OF CURB AND 4" MINIMUM AT THE INSIDE EDGE OF CURB.
5. NEW CONCRETE WALK: 4" MINIMUM AT THE OUTSIDE EDGE OF CURB AND 4" MINIMUM AT THE INSIDE EDGE OF CURB.
6. NEW CONCRETE WALK: 4" MINIMUM AT THE OUTSIDE EDGE OF CURB AND 4" MINIMUM AT THE INSIDE EDGE OF CURB.
7. NEW CONCRETE WALK: 4" MINIMUM AT THE OUTSIDE EDGE OF CURB AND 4" MINIMUM AT THE INSIDE EDGE OF CURB.
8. NEW CONCRETE WALK: 4" MINIMUM AT THE OUTSIDE EDGE OF CURB AND 4" MINIMUM AT THE INSIDE EDGE OF CURB.
9. NEW CONCRETE WALK: 4" MINIMUM AT THE OUTSIDE EDGE OF CURB AND 4" MINIMUM AT THE INSIDE EDGE OF CURB.
10. NEW CONCRETE WALK: 4" MINIMUM AT THE OUTSIDE EDGE OF CURB AND 4" MINIMUM AT THE INSIDE EDGE OF CURB.

LAYOUT AND MATERIALS LEGEND:

- NEW PAVING: 4" MINIMUM AT THE OUTSIDE EDGE OF CURB AND 4" MINIMUM AT THE INSIDE EDGE OF CURB.
- NEW CONCRETE WALK: 4" MINIMUM AT THE OUTSIDE EDGE OF CURB AND 4" MINIMUM AT THE INSIDE EDGE OF CURB.
- NEW CONCRETE WALK: 4" MINIMUM AT THE OUTSIDE EDGE OF CURB AND 4" MINIMUM AT THE INSIDE EDGE OF CURB.
- NEW CONCRETE WALK: 4" MINIMUM AT THE OUTSIDE EDGE OF CURB AND 4" MINIMUM AT THE INSIDE EDGE OF CURB.
- NEW CONCRETE WALK: 4" MINIMUM AT THE OUTSIDE EDGE OF CURB AND 4" MINIMUM AT THE INSIDE EDGE OF CURB.
- NEW CONCRETE WALK: 4" MINIMUM AT THE OUTSIDE EDGE OF CURB AND 4" MINIMUM AT THE INSIDE EDGE OF CURB.
- NEW CONCRETE WALK: 4" MINIMUM AT THE OUTSIDE EDGE OF CURB AND 4" MINIMUM AT THE INSIDE EDGE OF CURB.
- NEW CONCRETE WALK: 4" MINIMUM AT THE OUTSIDE EDGE OF CURB AND 4" MINIMUM AT THE INSIDE EDGE OF CURB.
- NEW CONCRETE WALK: 4" MINIMUM AT THE OUTSIDE EDGE OF CURB AND 4" MINIMUM AT THE INSIDE EDGE OF CURB.
- NEW CONCRETE WALK: 4" MINIMUM AT THE OUTSIDE EDGE OF CURB AND 4" MINIMUM AT THE INSIDE EDGE OF CURB.

EQUIPMENT LEGEND:

- VEHICLE WALK BY IMPROVED RECREATION
- VEHICLE WALK BY IMPROVED RECREATION
- VEHICLE WALK BY IMPROVED RECREATION
- VEHICLE WALK BY IMPROVED RECREATION
- VEHICLE WALK BY IMPROVED RECREATION
- VEHICLE WALK BY IMPROVED RECREATION
- VEHICLE WALK BY IMPROVED RECREATION
- VEHICLE WALK BY IMPROVED RECREATION
- VEHICLE WALK BY IMPROVED RECREATION
- VEHICLE WALK BY IMPROVED RECREATION

Goshen Campus
OCS DISTRICTWIDE SITE IMPROVEMENTS PROJECT
12518 Ridgemoor Dr, Prospect, KY 40059

element design
landscape architecture/civil engineering/planning
345 South Broadway
Lexington, KY 40508
p. 502.437.4321
f. 502.437.4321

DATE: OCTOBER 20, 2007
DESIGN BY: [Signature]
CHECKED BY: [Signature]
APPROVED BY: [Signature]
REVIEW SET: [Signature]

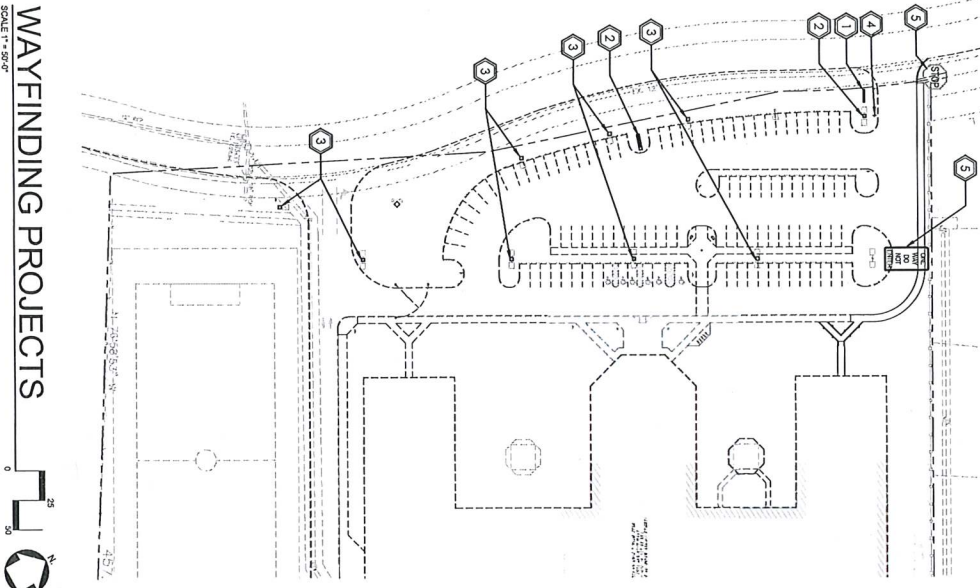
IMPROVEMENTS PLAN
L2.3

DATE: OCTOBER 20, 2007
DESIGN BY: [Signature]
CHECKED BY: [Signature]
APPROVED BY: [Signature]
REVIEW SET: [Signature]

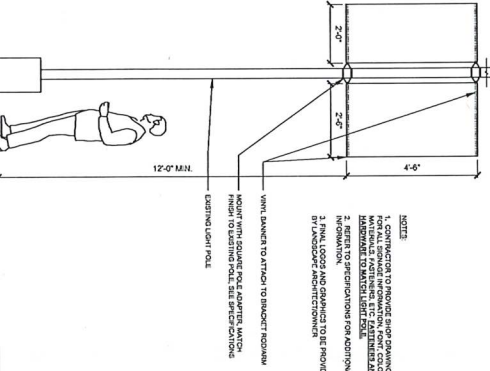
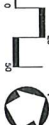
DATE: OCTOBER 20, 2007
DESIGN BY: [Signature]
CHECKED BY: [Signature]
APPROVED BY: [Signature]
REVIEW SET: [Signature]

- SIGNAGE PLAN KEYNOTES. ①**
1. NEW SMALL WAYFINDING SIGN. SEE DETAIL 4.2.3
 2. NEW DIGITAL SCHOOL ENTRANCE SIGN. SEE DETAIL 3.2.3
 3. NEW BANNER OR EXISTING UTILITY POLES. SEE DETAIL 3.2.3
 4. NEW CAR RIDER PICKUP/DROPOFF SIGN. SEE DETAIL 4.2.3
 5. NEW REGULATORY STOP SIGN. SEE DETAIL 4.1.0

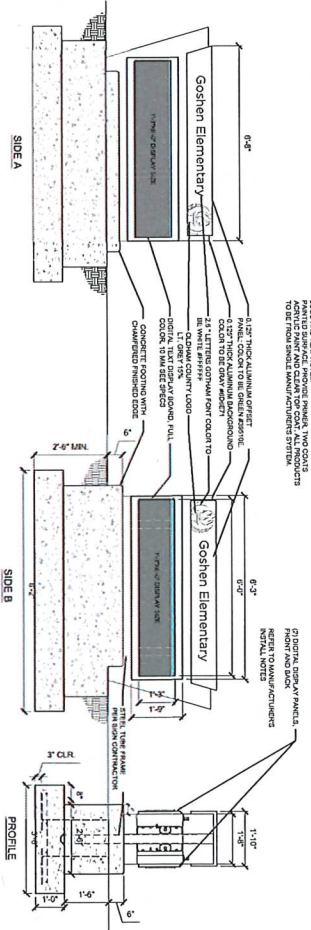
- SPECIAL SIGN NOTES:**
- A. DETAILS REQUIRED TO SHOW DESIGN INTENT AND PROPOSED MATERIALS. IT IS EXPECTED THAT MODIFICATIONS TO SIGN CONSTRUCTION, MATERIALS, AND SIZES MAY BE REQUIRED DUE TO PROPOSED SIGN MANUFACTURING METHODS AND JOINTS. ANY SUCH MODIFICATIONS SHALL BE INDICATED BY A NOTE TO THE PROJECT OR A REVISION TO THE SIGNAGE PLAN. THE SIGNAGE PLAN SHALL BE THE FINAL AUTHORITY FOR THE SIGNAGE PROJECT. REFER TO THE PROJECT MANUAL FOR THE SIGNAGE PROJECT.
 - B. SIGN PLACING AND CONSTRUCTION TO BE COMPLETED BY SIGN MANUFACTURER TO ASSURE STRUCTURAL INTEGRITY OF SIGN. SIGN MANUFACTURER SHALL BE RESPONSIBLE FOR THE SIGNAGE PROJECT. THE SIGNAGE PROJECT SHALL BE THE FINAL AUTHORITY FOR THE SIGNAGE PROJECT.
 - C. CONSTRUCTION TO PROVIDE SIGN DRAWINGS FOR ALL SIGNAGE INFORMATION, INCLUDING FONT, COLOR, MATERIAL, AND SIZE. THE SIGNAGE PROJECT SHALL BE THE FINAL AUTHORITY FOR THE SIGNAGE PROJECT.
 - D. ALL CONSTRUCTION TO BE IN ACCORDANCE WITH THE PROJECT MANUAL FOR THE SIGNAGE PROJECT.
 - E. REFER TO SPECIFICATIONS FOR ADDITIONAL INFORMATION.
 - F. SIGNAGE, LOGOS, AND GRAPHICS ARE TO BE PROVIDED BY LANDSCAPE ARCHITECT/ENGINEER.



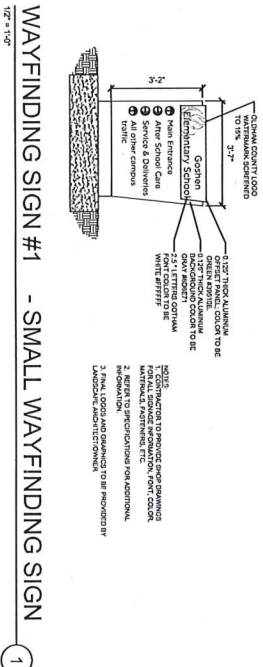
WAYFINDING PROJECTS



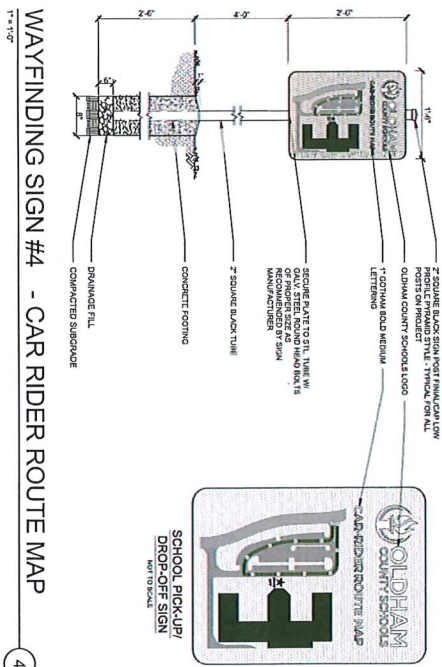
WAYFINDING SIGN #3 - OCS BANNER/FLAGS ③



WAYFINDING SIGN #2 - SCHOOL ENTRANCE ②



WAYFINDING SIGN #1 - SMALL WAYFINDING SIGN ①



WAYFINDING SIGN #4 - CAR RIDER ROUTE MAP ④

DESIGN SHOWN IS CONCEPTUAL. INCLUDING COLORS, FINAL PRODUCTS MAY DIFFER.



Goshen Elementary Phase 2
Option 3
25-6778A



DESIGN SHOWN IS CONCEPTUAL, INCLUDING COLORS. FINAL PRODUCTS MAY DIFFER.

Goshen Elementary Phase 2
Option 3
25-6778A