



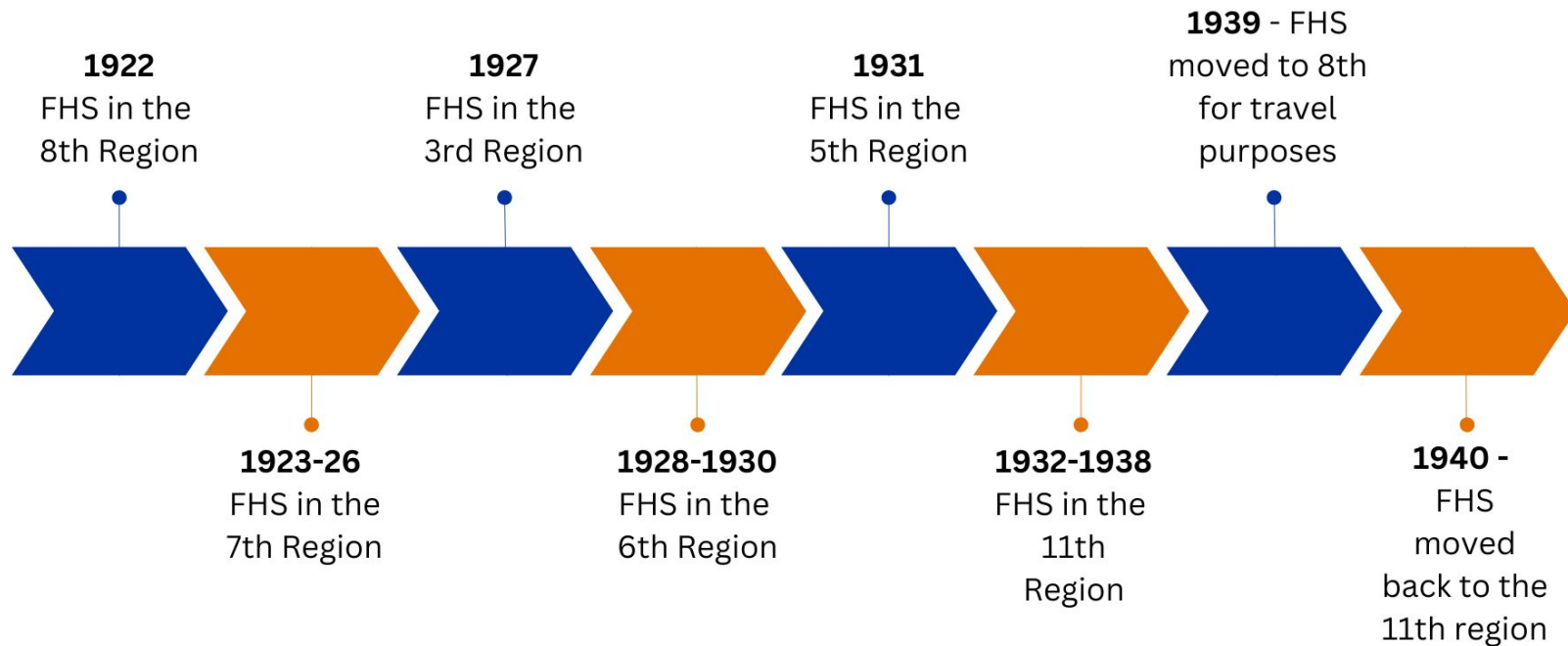
KHSAA Board of Control Presentation

February 19, 2025
Sheri D. Satterly, Ed.D.

Today's Purpose

- Discuss and consider removing Frankfort High School from both the 41st District and the 11th and 9th Regions for non-classed athletics.
- Discuss and consider adding Frankfort High School to both the 30th District and the 8th Region for non-classed athletics.
- Consider geographical and financial reasoning for doing so.

A Look Back in Time



A Look Back in Time

post 1940 -
Anderson, Woodford,
Mercer, Harrodsburg,
Jessamine, Trinity
Christian, Burgin,
Irvine, and Scott
moved out of the 11th

1982 - Mercer
and
Harrodsburg
leave the 11th

1998 - High school sports
columnist, Mike Fields, stated,
“...the process can be without
reproach by using unquestioned
fairness in dividing up the
schools.” (*Herald-Leader*,
9/18/1998); KHSAA stated, “...it
not only takes the politics out of it
but it takes the perception of
politics out of it.”

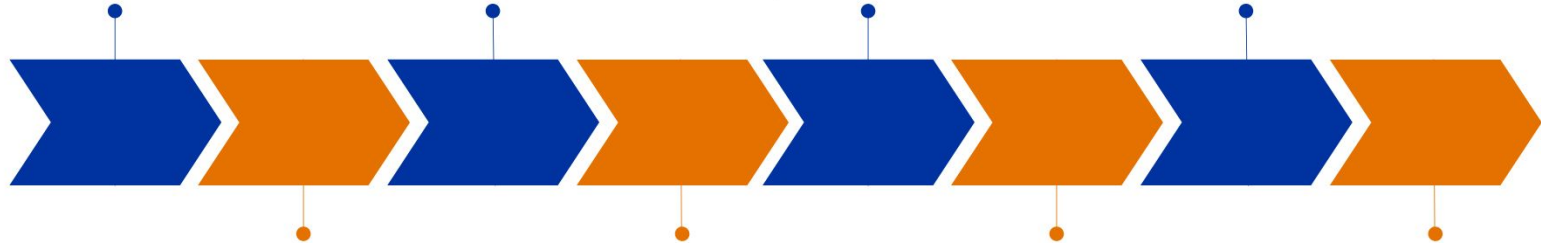
Dec. 2024 -
Official
request to
leave the 11th
Region

**prior to 1971
season -**
Anderson
leaves the
11th

1993 - Stan Steidel approached the
matter recommending using geography
to realign the regions, stating
“realignment is something that has to
be done for the good of high school
basketball in this state.” (*Herald
Leader*, 3/7/1993)

**January 18,
2024 -** Herald-
Leader article
concerning
realignments

**HERE WE ARE
TODAY**



A Look Back in Time

High Schools Redistricted

Fayette County Alone To Comprise 43rd District

Fayette county alone will comprise the 43rd high school district in the future, it was announced yesterday by Ted Sanford, secretary of the Kentucky High School Athletic Association, who with other members of the board of control redistricted the state for the 1939 high school basketball tournaments.

The redistricting made considerable changes in some regions and left others comparatively untouched. The alterations were made for the purpose of grouping the schools in numerically equal districts, so far as was consistent from the standpoint of competition, and with due regard for natural rivalries, highway facilities, transportation expenses and other considerations.

This year high schools in Jessa-

mine and Woodford counties competed with Fayette county schools but in 1939 Jessamine will be in the 42nd district with Mercer county while Woodford and Scott counties will be in the 41st district.

The only change made in region 11 was the shifting of Franklin county to the eighth region.

The entire new set up follows:

Region 1

- 1—Carlisle, Fulton, Hickman.
- 2—Ballard, McCracken.
- 3—Graves.
- 4—Calloway, Marshall.

Region 2

- 5—Caldwell, Lyon, Todd.
- 6—Crittenden, Livingston.
- 7—Hopkins.
- 8—Christian, Todd.

Region 3

- 9—Union, Webster.
- 10—Henderson.
- 11—Davies, McLean north of Green River.
- 12—Breckinridge, Hancock, Meade.

Region 4

- 13—Ohio.
- 14—Butler, McLean south of Green River, Muhlenberg.
- 15—Logan.
- 16—Grayson.

Region 5

- 17—Warren.
- 18—Allen, Simpson.
- 19—Barren, Edmonson.
- 20—Clinton, Cumberland, Metcalfe, Monroe.

Region 6

- 21—Adair, Green, Marion, Taylor.
- 22—Hart, Letcher.
- 23—Hardin.
- 24—Nelson, Washington.

Region 7

- 25—Buttitt, Jefferson except K. M. I.

and Male, Manual and St. Xavier in Louisville.

26—K. M. I., Male, Manual, St. Xavier.

27—Shelby.

28—Anderson, Spencer.

Region 8

29—Henry, Oldham, Trimble.

30—Franklin.

31—Carroll, Gallatin, Owen.

32—Grant.

Region 9

33—Boone.

34—Kenton, except Holmes in Covington.

35—Campbell, except Newport.

36—Holmes in Covington, Newport.

Region 10

37—Harrison.

38—Bracken, Pendleton, Russell.

39—Fleming, Lewis, Macon.

40—Bourbon, Nicholas.

Region 11

41—Scott, Woodford.

42—Jessamine, Mercer.

43—Fayette.

44—Boyle, Madison.

Region 12

45—Boyle, Garrard.

46—Casey, Lincoln, Rockcastle.

47—McCreary, Pulaski, Russell, Wayne.

48—Laurel.

Region 13

49—Clay, Jackson.

50—Knox, Whitley.

51—Bell.

52—Marion.

Region 14

53—Letcher.

54—Leslie, Perry.

55—Breathitt, Knott.

56—Lee, Owsley, Powell, Wolfe.

Region 15

57—Fike.

58—Perry.

59—Johnson, Lawrence, Martin.

60—Magoffin, Menifee, Morgan.

Region 16

61—Bath, Clark, Montgomery.

62—Elliott, Rowan.

63—Carter.

64—Boyd, Greenup.

About Frankfort Independent

- Preschool through 12th grade
- Approximately 950 students district-wide
- Second Street School - K through 8th grades **(600)**
- Frankfort High School - 9th through 12th grades **(350)**

Fall

- Football (High School and Middle School)
- Volleyball (High School)
- Boys and Girls Soccer (High School)
- Boys and Girls Cross Country (High School, Middle School, and Elementary School)
- Boys and Girls Golf (High School and Middle School)
- Cheerleading (High School and Middle School)
- Dance (High School and Middle School)

Winter

- Boys and Girls Basketball (High School, Middle School, and Elementary School)
- Boys and Girls Swimming (High School)
- Archery (High School and Middle School)
- Cheerleading (High School and Middle School)
- Dance (High School and Middle School)
- ESports (High School)

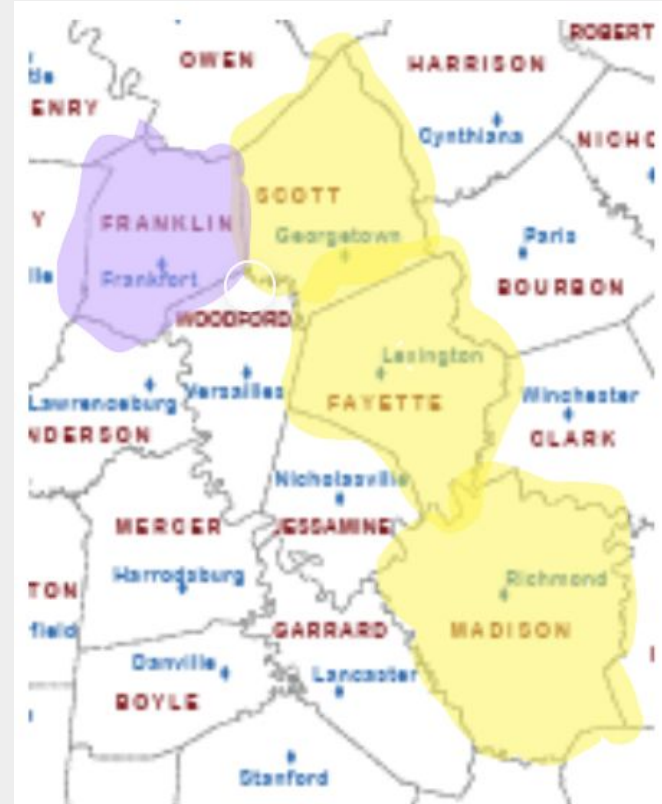
Spring

- Baseball (High School and Middle School)
- Fastpitch Softball (High School and Middle School)
- Boys and Girls Track (High School and Middle School)
- Boys and Girls Tennis (High School)
- Boys and Girls Soccer (Middle School)
- Esports (High School)
- Volleyball (Middle School)

What We Offer

Geographic Considerations

In the 11th and 9th (golf) regions, Franklin is the only county that doesn't border Fayette.



Geographic Considerations

Franklin County borders several counties that are in the 8th region.



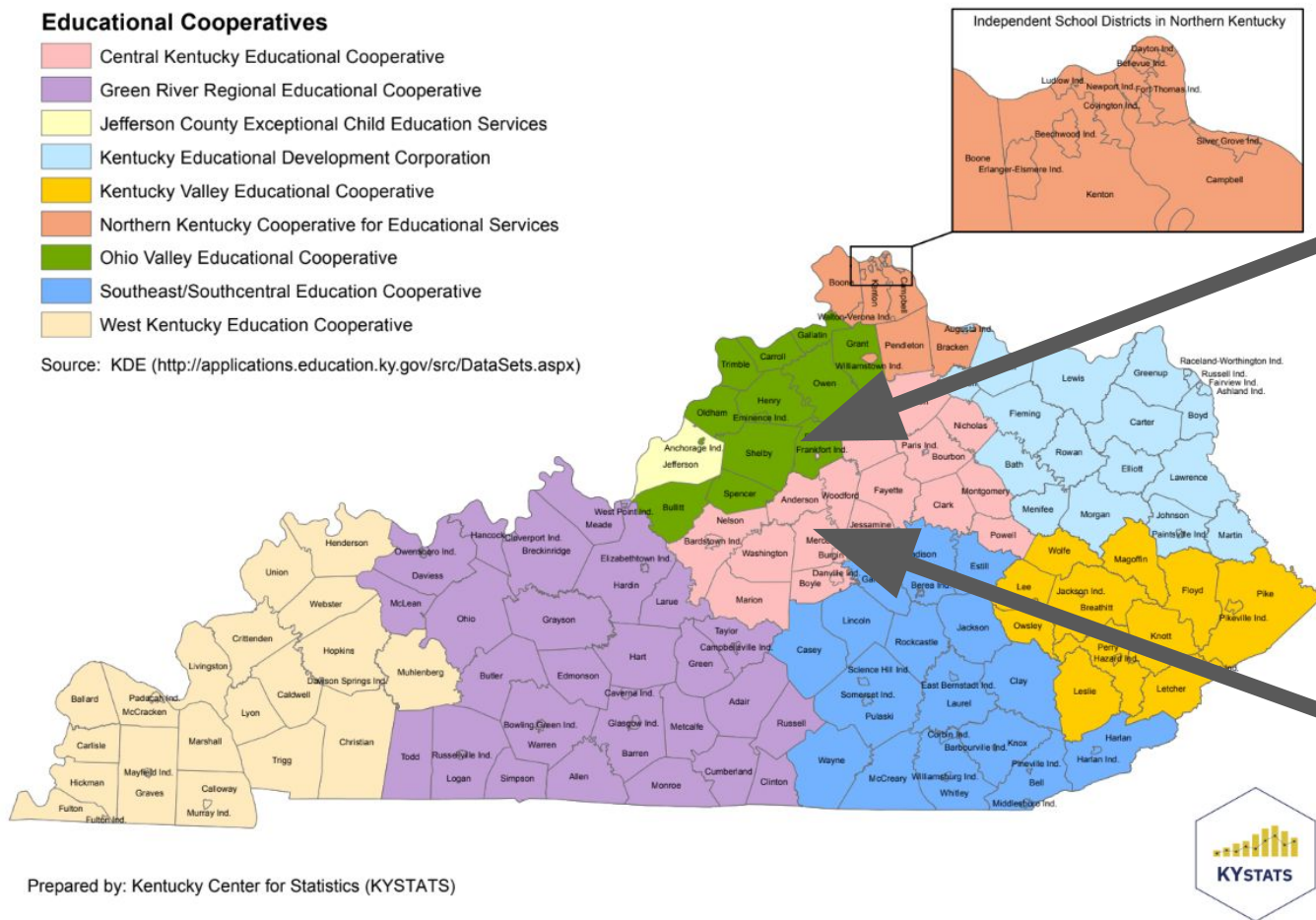
Geographic Considerations

- Per KYStats, the Central KY Educational Cooperative includes the following counties: Nelson, Washington, Marion, Anderson, Mercer, Woodford, Boyle, Jessamine, Fayette, Scott, Harrison, Bourbon, Nicholas, Clark, Montgomery, and Powell – **none of which are in the 8th region**, with the exception of Anderson and Woodford Co.

Educational Cooperatives

-  Central Kentucky Educational Cooperative
-  Green River Regional Educational Cooperative
-  Jefferson County Exceptional Child Education Services
-  Kentucky Educational Development Corporation
-  Kentucky Valley Educational Cooperative
-  Northern Kentucky Cooperative for Educational Services
-  Ohio Valley Educational Cooperative
-  Southeast/Southcentral Education Cooperative
-  West Kentucky Education Cooperative

Source: KDE (<http://applications.education.ky.gov/src/DataSets.aspx>)



Frankfort Ind. is
HERE, with all
other Region 8
counties and
districts, with
the exception
of Woodford
and Anderson.

All other Region 11 districts and counties are located on the map with CKEC.

Further Geographic Considerations

- Frankfort Ind. crosses Woodford to get to Scott, Fayette, and Madison counties to participate in region-level play.
- Woodford County crosses **Franklin County (Frankfort)**, or other Region 11 counties to get to most schools or districts that are in the 8th region.
- On average the trip difference is 7.9 miles per trip if FHS were to leave the 11th and go to the 8th.

Financial Considerations

- Transportation
 - Transportation reimbursement in the legislative budget **ONLY** reimburses mileage; it does not reimburse bus driver pay
 - While travel to the 8th would be more mileage than current alignments, it would result in less driver hours just by the nature of the traffic involved in 11th region travel

Tax Rate	107.5
School Revenue	\$7,915,141.76

Key Word Breakdown	
City of Frankfort Portion	\$306,966.25
City of Frankfort Portion (%)	3.88%
Franklin County Portion	\$16,340.00
Franklin County Portion (%)	0.21%
Franklin County Government Portion	\$24,725.00
Franklin County Government Portion (%)	0.31%
United States Government Portion	\$105,457.50
United States Government Portion (%)	1.33%
Commonwealth of Kentucky Portion	\$5,651,866.25
Commonwealth of Kentucky Portion (%)	71.41%

Classification Breakdown	
CL91 - Exempt Federal	\$105,457.50
CL91 - Exempt Federal (%)	1.33%
CL92 - Exempt State	\$6,189,366.25
CL92 - Exempt State (%)	78.20%
CL93 - Exempt County	\$327,552.50
CL93 - Exempt County (%)	4.14%
CL94 - Exempt City	\$358,781.25
CL94 - Exempt City (%)	4.53%
CL95 - Exempt Educational	\$199,251.25
CL95 - Exempt Educational (%)	2.52%
CL96 - Exempt Religious	\$365,165.68
CL96 - Exempt Religious (%)	4.61%
CL99 - Exempt Other	\$369,567.34
CL99 - Exempt Other (%)	4.67%

Financial Considerations

The FIS is the highest taxing district in the state of KY, yet still loses approximately \$8 million in revenue, due to the large amount of tax-exempt property in the district.

Financial Considerations

Real Estate AV (per KDE report 3)	\$271,902,206.00	
Real Estate Collection at 100%	\$2,922,948.71	26.97%
Exempt Real Estate Collections	\$7,915,141.76	73.03%

- Of the property in the FIS district, 73% is tax-exempt – lost revenue is app. 8 million dollars.
- Revenue only amounts to \$2.9 million, if everyone pays their taxes.
- Most recent property assessments were in 2016.

Financial Considerations

Real Estate AV (per KDE report 3)	\$271,902,206.00	
Real Estate Collection at 100%	\$2,922,948.71	26.97%
Exempt Real Estate Collections	\$7,915,141.76	73.03%

- In 2016 - new capitol (includes garage, annex, and mansion), old capitol, transportation building, revenue building, federal courthouse, and Mayo-Underwood building were valued at \$525,000,000.
- Today, they would likely be worth double that amount.
- Mayo-Underwood is currently in related litigation.

Anticipation Answers

- **Do the other school districts in District 30 support this move?**
 - *Anderson County - **YES***
 - *Spencer County - **YES***
 - *Shelby County - No*
 - *Woodford County - No*

Anticipation Answers

- **What about Franklin Co. and Western Hills?**
 - *We are in separate school districts.*
 - *Great Crossing and Scott County are in the same athletic region, yet in a separate athletic district.*
 - *There are 3 high schools in Kenton County: Dixie Heights (9), Scott (10), and Simon Kenton (8) – **all in different athletic districts and regions.***