

AP Trends and Data

Franklin-Simpson High School
September 2025

2024 vs 2025

2024

- 174 total AP Exam Taking Students
- 248 AP tests given
- 98 Students with a passing score of 3+
- 56.3% Student Pass Rate

2025

- 172 total AP Exam Taking Students
- 246 AP tests given
- 107 Students with a passing score of 3+
- 62.2% Student Pass Rate

2024 to 2025 Enrollment Facts About Each AP Course

- Calculus—Total Enrollment: 13→10
- Statistics—Total Enrollment: 12→11
- Pre-Calculus—Total Enrollment: 23→28
- English Lit—Total Enrollment: 14→17
- Eng Lang—Total Enrollment: 21→30
- US History—Total Enrollment: 32→34
- Human Geo—Total Enrollment: 49→55
- World Civ—Total Enrollment: 48→44
- Government—Total Enrollment: 19 →16 (2023 to 2025)

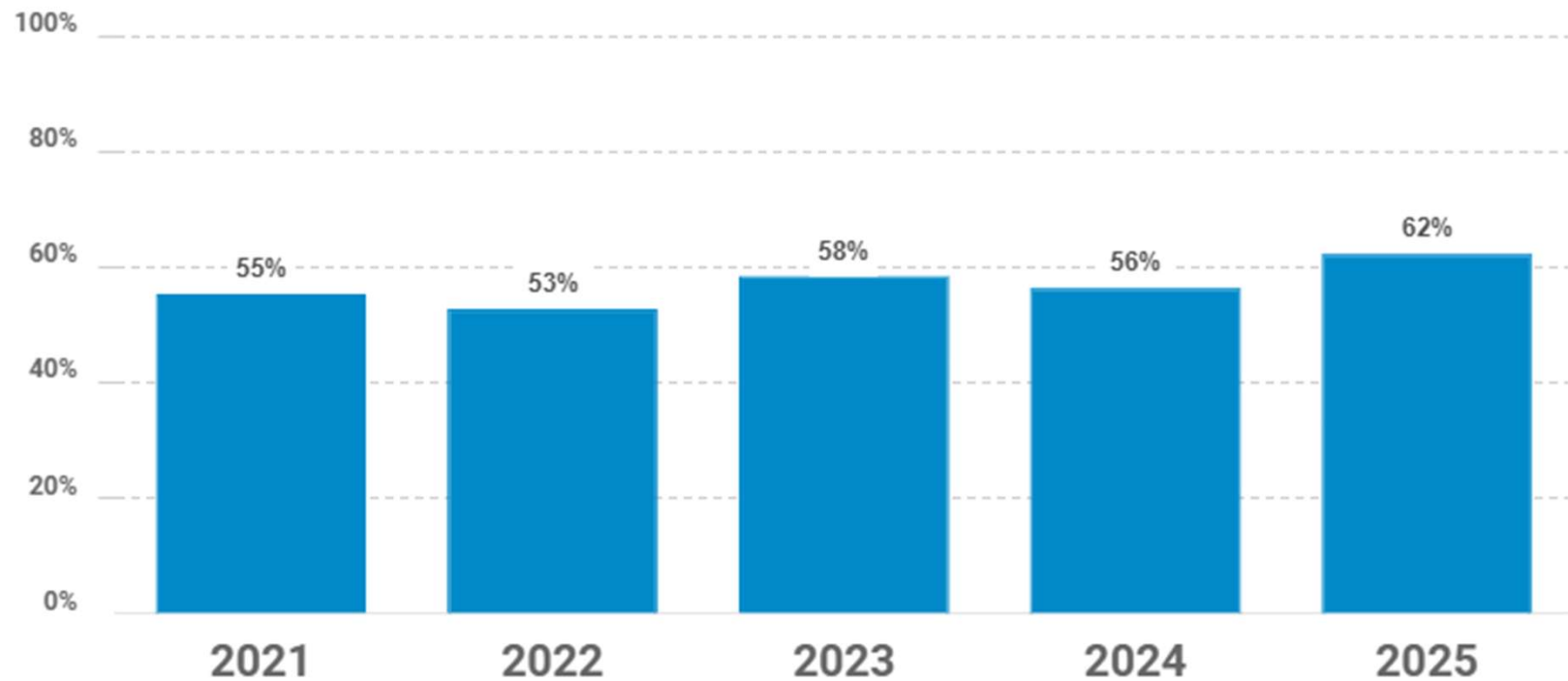
2024 to 2025 DC Enrollment Facts (In Comparison to AP Data)

- College Algebra—Total Enrollment: 42→42
- ENG 101—Total Enrollment: 62→71
- ENG 102—Total Enrollment: 35→30
- ENG 161—Total Enrollment: 22→13
- COM 181—Total Enrollment: 35→15
- PSY 110—Total Enrollment: 19→19
- HIS 109—Total Enrollment: 27→44
- Welding DC—Total Enrollment: 66→16
(due to CTE remodel)
- Med Term DC —Total Enrollment: 61→65
- CIT 105 —Total Enrollment: 22→22
- Construction DC —Total Enrollment: 43→33
- EDU 250—Total Enrollment: 16→14
- CUL 125—Total Enrollment: 17→20

5 Year School Summary

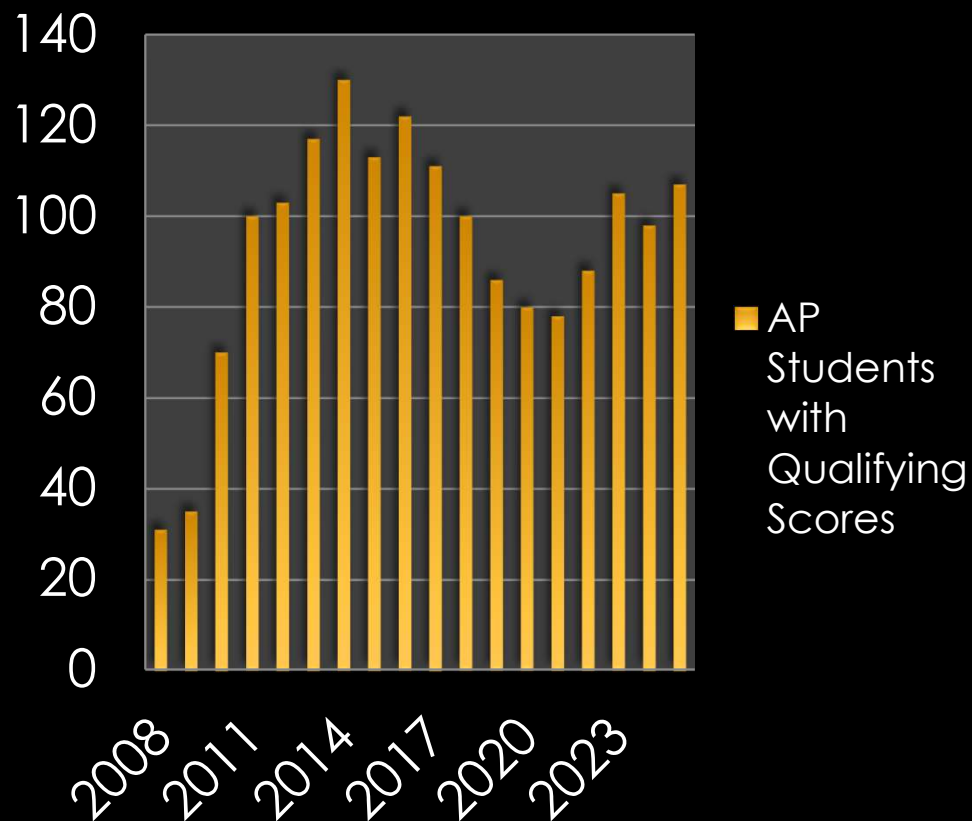


% OF TOTAL AP STUDENTS WITH SCORES 3+

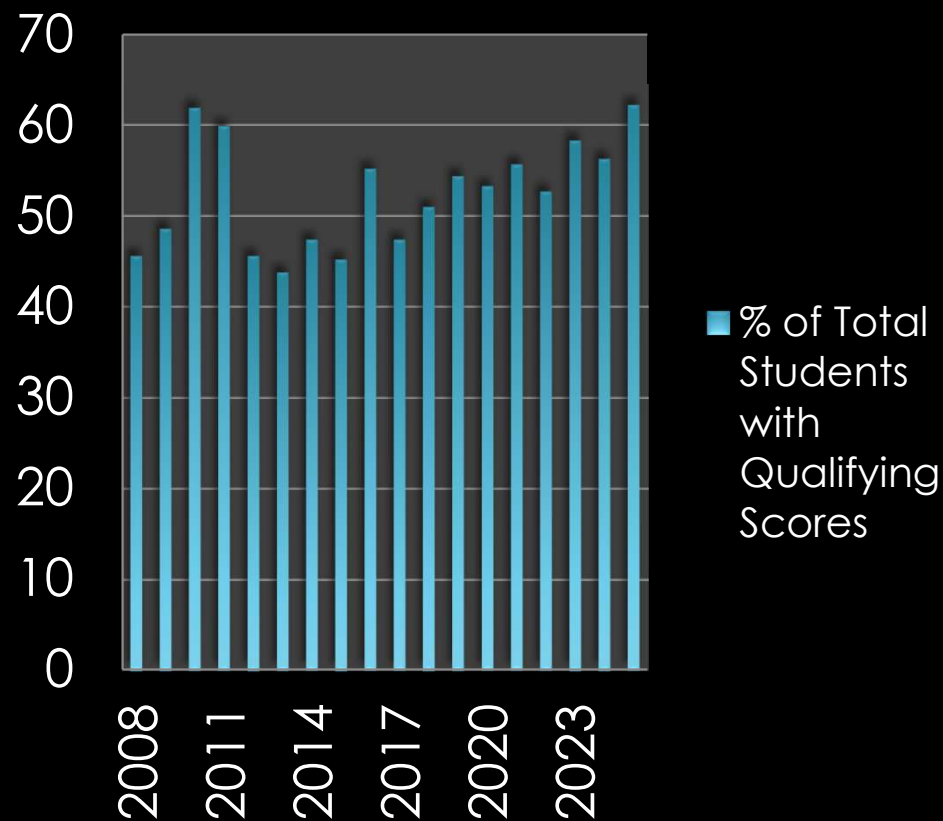


School Score Summary (since 2008)

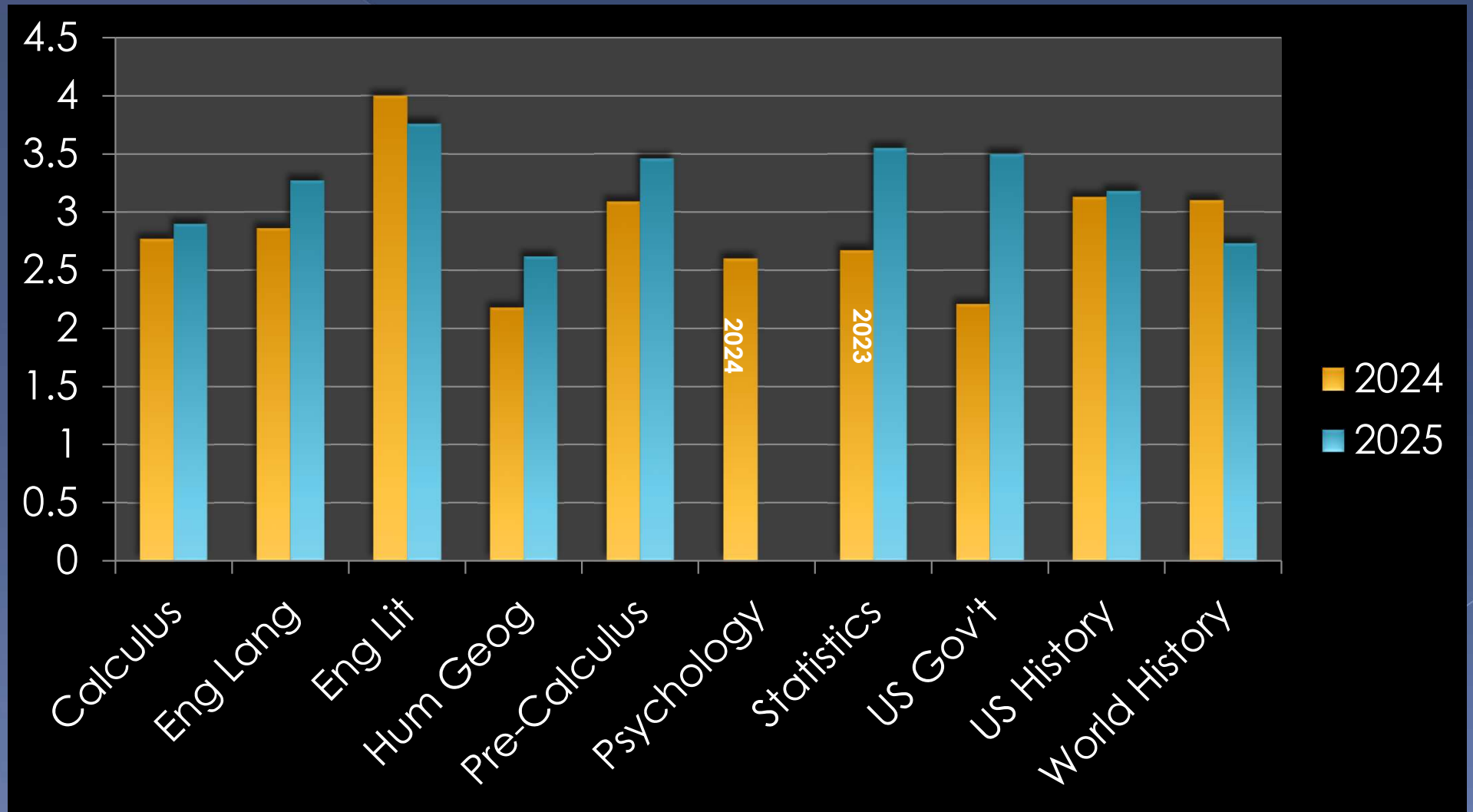
AP Students with Qualifying Scores



% of Total Students with Qualifying Scores

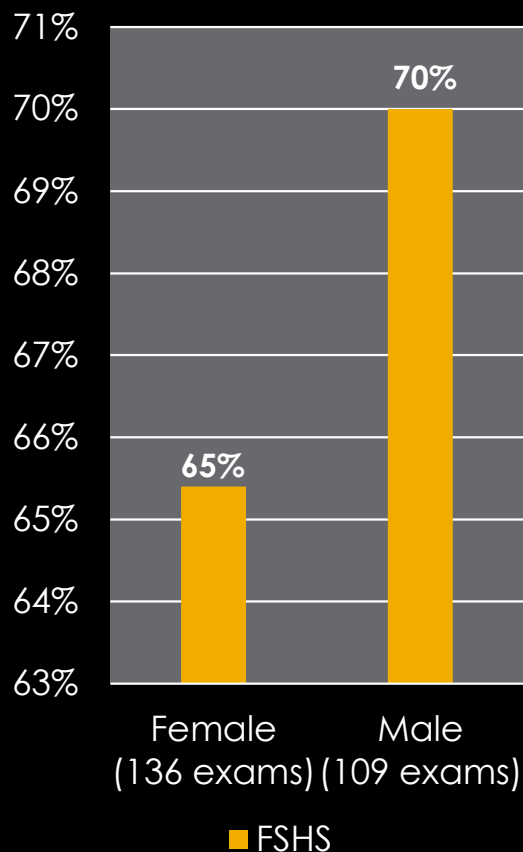


Change in Mean Scores 2024 to 2025

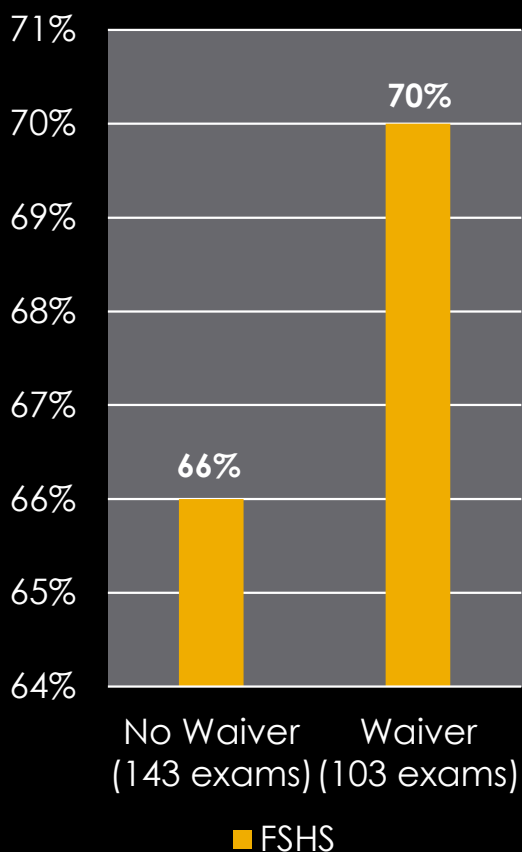


Demographic Summary

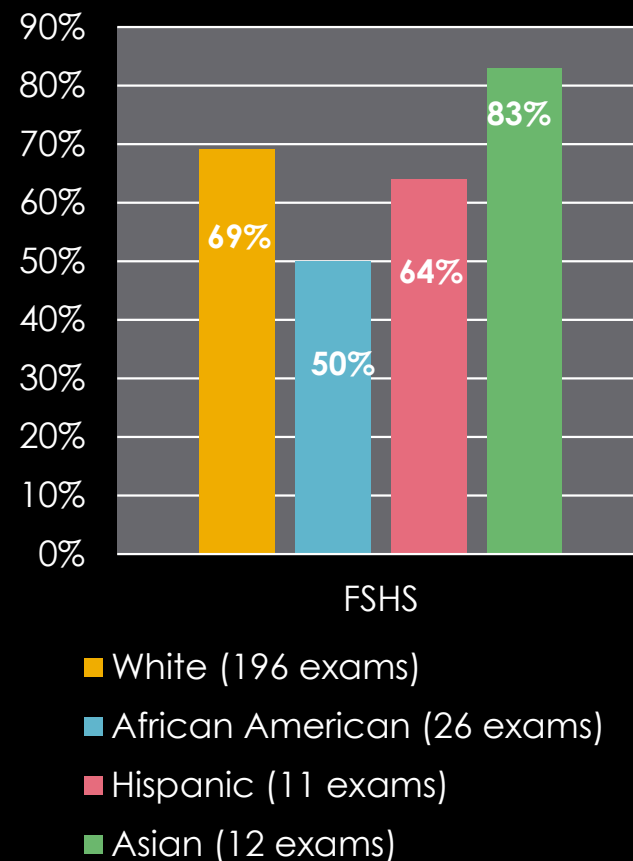
% Passing by Gender



% Passing by F/R Lunch Status



% Passing by Ethnicity



AP Scholar Awards

▶ AP Scholars—students scoring 3 or higher on three or more AP Exams

- ☺ 2015- 23 students; 2016- 34 students; 2017-20 students; 2018-9 students; 2019-14 students;
- ☺ 2020-16 students; 2021-11 students; 2022-12 students; 2023-19 students; 2024-19 students;
- ☺ **2025-21 students**

▶ AP Scholar with Honor—students scoring an average of at least a 3.25 on all AP exams taken and a 3 or higher on four or more of these exams

- ☺ 2015-4 students; 2016-4 students; 2017-14 students; 2018-10 students; 2019-6 students;
- ☺ 2020-3 students; 2021-7 students; 2022-3 students; 2023-6 students; 2024-7 students;
- ☺ **2025- 6 students**

▶ AP Scholar with Distinction—students scoring an average of at least a 3.5 on all AP exams taken and a 3 or higher on five or more of these exams

- ☺ 2015- 2 students; 2016- 6 students; 2017-7 students; 2018-13 students; 2019-12 students;
- ☺ 2020- 4 students; 2021-1 student; 2022-5 students; 2023-5 students; 2024-13 students;
- ☺ **2025-19 students**

▶ National AP Scholar—students scoring an average of at least a 4 on all AP exams taken and a 4 or higher on eight or more of these exams

- ☺ 2020-1 student: Ben Hall (last year it was awarded)
- ☺ 2019-1 student: Brianna Moyers
- ☺ 2018-1 student: Will Randolph
- ☺ 2017-1 student: Adam Eaton
- ☺ 2014-1 student: Robin Tyler
- ☺ 2013-1 student: Rachel Griggs