



Cardinals

WELCOME TO South Todd ELEMENTARY






- **STRENGTHEN CONSISTENCY IN CORE INSTRUCTION**
- **VISIBLE LEADERSHIP**
- **DATA-FOCUSED PLCs**

Big Picture
PRIORITIES



Data Focused PLCS



READING
MTSS - For Kindergarten and 1st: 30th percentile and below
For Grades 2-5: All Novice as well as bottom half of Apprentice category
All K-3 students at 30th percentile and below will take MAP Reading Fluency as their required diagnostic.

Kindergarten

Name	Reading RIT	Percentile	Area(s) of Concern:	Tier Recommendation
Noel Rodriguez-Espinoza	126	10th	ELL/SPED	3
Jesse Hernandez Montoya	129	17th	Letter Recognition, Letter Sounds ELL/Sp. Ed.	3
Kallani Reyes Morena	133	29th	Letter Recognition, Letter Sounds	3
Brianna Pascual Hernandez	127	12th	ELL	3
Kimora Hoosier	135	37th	Letter Recognition, Letter Sounds	3
Ralayjah Brewster	135	37th	Processing, Format of the test	3
Mi'a Mimms	130	19th	Letter Recognition, Letter Sounds	2
Jayson Coursey	130	19th	SPED	3
Emely Camila Chavarria	133	29th	ELL	3
Lunabella Hancock	134	33rd	Letter Recognition, Letter Sounds	2


STES 2025-2026 Progress Monitoring Data - First Grade

File Edit View Insert Format Data Tools Extensions Help

50% 50% 123 Default...

D32

	A	B	C	D	E	F	G	H	I
Tier 3:		9/26	10/2 (Thursday)	10/17	10/24	10/31	11/7	11/14	
Skill		Phonics							
Lillyanne Groves									
Ryals Wheeler		5% (487)							
Tatum Leer Garcia		P 06 PA 78							
Victoria Sebastian Lopez		P 54 PA 15							
Karter Finnegan									
Junda Aneli Ochoa-Somo		17%							
Christopher David Cruz		21%							
		T2 & T3	T3	T2 & T3	T3	T2 & T3	T3	T2 & T3	T3
Tier 2:									
Skill		Phonics							
Kinsleigh Eller		65% (502)							
Mia Flores		74% (504)							
Keandre Harris									
Jose Nava De Jesus		25% (494)							
Mariana Ramos Alfaro		39% (497)							
Langston Quarles									
Jasiah Anderson		39%							



MAP **GROWTH**

All students - 3 times a year

MAP **READING FLUENCY**

*follow-up diagnostic assessment for identified students and
used for progress monitoring*

South Todd Elementary School

School Profile

Achievement Overview

South Todd Elementary School | Math K-12

MAP GROWTH
MATH

Grade Achievement Fall 2025-2026 Median and Distribution



South Todd Elementary School

School Profile

Achievement Overview

South Todd Elementary School | Reading

MAP GROWTH
READING

Grade Achievement Fall 2025-2026 Median and Distribution



School Profile

Achievement by Grade

South Todd Elementary School | Math K-12

Grade ↑

Achievement Fall 2025-2026 Median and Distribution

Sort by

-- select an option --

K

49th

13%

26%

27%

16%

18%

Grade 1

61st

5%

21%

20%

28%

26%

Grade 2

58th

10%

14%

27%

32%

17%

Grade 3

57th

14%

6%

50%

23%

7%

Grade 4

50th

11%

29%

28%

22%

10%

Grade 5

47th

19%

20%

27%

26%

8%

MAP GROWTH
MATH

School Profile

Achievement by Grade

South Todd Elementary School | Reading

Grade ↑

Achievement Fall 2025-2026 Median and Distribution

Sort by

-- select an option --

K

66th

9%

7%

25%

27%

32%

Grade 1

61st

7%

13%

26%

28%

26%

Grade 2

72nd

7%

15%

16%

25%

37%

Grade 3

47th

18%

20%

25%

28%

9%

Grade 4

59th

15%

10%

26%

38%

11%

Grade 5

56th

17%

17%

27%

20%


19%

MAP GROWTH
READING

Data Driven INSTRUCTION

MAP Growth Math & Reading
3 times a year

Using data from assessments to
determine instructional focus - for
struggling students as well as providing
enrichment for high performers



BENCHMARK
ASSESSMENT

IDENTIFY OUR
STUDENTS TO MONITOR

TARGETED
INSTRUCTION

PROGRESS
MONITORING

Students scoring Novice and the lower
half of Apprentice are targeted for
additional support and additional
diagnostic assessments

Tier 3 students - every week
Tier 2 students - every other week

MAP-Aligned **INSTRUCTIONAL RESOURCES**



IXL - MAP Skill Plan



*First Grade Pilot Program:
HMH Waggle*

