

**School Activity Fund
Financial Report**

ACSHS-August Financial Statement

From Date: 8/1/2025

To Date: 08/31/2025

	Beg. Bal.	Recpt/JV	Disb/JV	Trans In.	Trans Out.	End. Bal
990 Petty Cash	\$0.00	\$0.00	\$0.00	\$0.00	\$0.00	\$0.00
991 Cash on Hand	\$0.00	\$6,944.64	\$0.00	\$0.00	(\$6,944.64)	\$0.00
* 992 Checking	\$259,308.37	\$1,232.13	\$(13,583.80)	\$6,944.64	\$0.00	\$253,901.34
993 Savings	\$0.00	\$0.00	\$0.00	\$0.00	\$0.00	\$0.00
994 Investments	\$0.00	\$0.00	\$0.00	\$0.00	\$0.00	\$0.00
	\$259,308.37	\$8,176.77	\$(13,583.80)	\$6,944.64	(\$6,944.64)	\$253,901.34 *

Beginning Ledger Balance: \$259,308.37

Add: Receipts + Transfer In: \$15,121.41

Sub-Total: **\$274,429.78**

Less: Expenditures + Trans Out (\$20,528.44)

Ending Ledger Balance * **\$253,901.34**

Balance per Bank Statement: \$263,596.51

Ending Balance Other GL Accounts: \$0.00

Add: Deposits in Transit: \$0.00


Sub Total: **\$263,596.51**

Less Outstanding Checks \$9,695.17


Actual Cash Balance * **\$253,901.34**

*** These three numbers must agree.**

The above information is a true statement of the financial condition of the various activity accounts of this school.


Principal

9/3/25
Date


Central Fund Treasurer

9/3/25
Date

School Activity Fund

Financial Report

ACSHS-August Financial Statement

From Date: 8/1/2025

To Date: 08/31/2025

Acct	Activity Account	Beg. Bal.	Recpt/JV	Disb/JV	Transfer In	Transfer Out	End. Bal.
0	No Activity Account	\$0.00	\$0.00	\$ 0.00	\$0.00	\$0.00	\$0.00
	Group Total:	\$0.00	\$0.00	\$ 0.00	\$0.00	\$0.00	\$0.00
101	General	\$84,980.81	\$1,261.62	\$ 0.00	\$0.00	\$0.00	\$86,242.43
	Group Total:	\$84,980.81	\$1,261.62	\$ 0.00	\$0.00	\$0.00	\$86,242.43
102	Boys Basketball	\$1,692.28	\$0.00	\$(1,867.24)	\$0.00	\$0.00	(\$174.96)
	Group Total:	\$1,692.28	\$0.00	\$(1,867.24)	\$0.00	\$0.00	(\$174.96)
103	Girls Basketball	\$3,289.25	\$0.00	\$ 0.00	\$0.00	\$0.00	\$3,289.25
	Group Total:	\$3,289.25	\$0.00	\$ 0.00	\$0.00	\$0.00	\$3,289.25
104	Football	\$2,087.46	\$0.00	\$(213.20)	\$0.00	\$0.00	\$1,874.26
	Group Total:	\$2,087.46	\$0.00	\$(213.20)	\$0.00	\$0.00	\$1,874.26
105	Baseball	\$0.00	\$0.00	\$ 0.00	\$0.00	\$0.00	\$0.00
	Group Total:	\$0.00	\$0.00	\$ 0.00	\$0.00	\$0.00	\$0.00
107	Annual	\$26,074.98	\$0.00	\$ 0.00	\$0.00	\$0.00	\$26,074.98
	Group Total:	\$26,074.98	\$0.00	\$ 0.00	\$0.00	\$0.00	\$26,074.98
109	Academic Team	\$2,338.85	\$155.00	\$(600.00)	\$0.00	\$0.00	\$1,893.85
	Group Total:	\$2,338.85	\$155.00	\$(600.00)	\$0.00	\$0.00	\$1,893.85
111	Beta	\$1,474.02	\$0.00	\$ 0.00	\$0.00	\$0.00	\$1,474.02
	Group Total:	\$1,474.02	\$0.00	\$ 0.00	\$0.00	\$0.00	\$1,474.02
112	Black Heritage	\$743.86	\$0.00	\$ 0.00	\$0.00	\$0.00	\$743.86
	Group Total:	\$743.86	\$0.00	\$ 0.00	\$0.00	\$0.00	\$743.86
113	Cheerleaders	\$57.08	\$0.00	\$ 0.00	\$0.00	\$0.00	\$57.08
	Group Total:	\$57.08	\$0.00	\$ 0.00	\$0.00	\$0.00	\$57.08
115	Chorus	\$8.19	\$0.00	\$ 0.00	\$0.00	\$0.00	\$8.19
	Group Total:	\$8.19	\$0.00	\$ 0.00	\$0.00	\$0.00	\$8.19
119	English	\$216.33	\$0.00	\$ 0.00	\$0.00	\$0.00	\$216.33
	Group Total:	\$216.33	\$0.00	\$ 0.00	\$0.00	\$0.00	\$216.33
120	Faculty Concession	\$76.59	\$95.13	\$ 0.00	\$0.00	\$0.00	\$171.72
	Group Total:	\$76.59	\$95.13	\$ 0.00	\$0.00	\$0.00	\$171.72
121	FFA	\$4,478.70	\$1,206.00	\$(4,303.50)	\$0.00	\$0.00	\$1,381.20
	Group Total:	\$4,478.70	\$1,206.00	\$(4,303.50)	\$0.00	\$0.00	\$1,381.20
122	FCCLA	\$0.00	\$1,115.00	\$ 0.00	\$0.00	\$0.00	\$1,115.00
	Group Total:	\$0.00	\$1,115.00	\$ 0.00	\$0.00	\$0.00	\$1,115.00
125	Family & Consumer Scie	\$0.00	\$815.00	\$ 0.00	\$0.00	\$0.00	\$815.00
	Group Total:	\$0.00	\$815.00	\$ 0.00	\$0.00	\$0.00	\$815.00
129	Library	\$1,631.85	\$0.00	\$ 0.00	\$0.00	\$0.00	\$1,631.85
	Group Total:	\$1,631.85	\$0.00	\$ 0.00	\$0.00	\$0.00	\$1,631.85
131	Math	\$0.00	\$0.00	\$ 0.00	\$0.00	\$0.00	\$0.00
	Group Total:	\$0.00	\$0.00	\$ 0.00	\$0.00	\$0.00	\$0.00
132	Pep Club	\$2,301.17	\$0.00	\$ 0.00	\$0.00	\$0.00	\$2,301.17
	Group Total:	\$2,301.17	\$0.00	\$ 0.00	\$0.00	\$0.00	\$2,301.17
134	Prom	\$16,074.35	\$0.00	\$ 0.00	\$0.00	\$0.00	\$16,074.35

School Activity Fund

Financial Report

ACSHS-August Financial Statement

From Date: 8/1/2025

To Date: 08/31/2025

Acct	Activity Account	Beq. Bal.	Recpt/JV	Disb/JV	Transfer In	Transfer Out	End. Bal.
	Group Total:	\$16,074.35	\$0.00	\$ 0.00	\$0.00	\$0.00	\$16,074.35
137	Science	\$583.45	\$0.00	\$ 0.00	\$0.00	\$0.00	\$583.45
	Group Total:	\$583.45	\$0.00	\$ 0.00	\$0.00	\$0.00	\$583.45
138	Seniors	\$750.00	\$550.00	\$ 0.00	\$0.00	\$0.00	\$1,300.00
	Group Total:	\$750.00	\$550.00	\$ 0.00	\$0.00	\$0.00	\$1,300.00
141	Spanish Club	\$194.39	\$0.00	\$ 0.00	\$0.00	\$(194.39)	\$0.00
	Group Total:	\$194.39	\$0.00	\$ 0.00	\$0.00	\$(194.39)	\$0.00
142	Spanish	\$36.43	\$0.00	\$ 0.00	\$194.39	\$0.00	\$230.82
	Group Total:	\$36.43	\$0.00	\$ 0.00	\$194.39	\$0.00	\$230.82
145	Special Education	\$0.00	\$0.00	\$ 0.00	\$0.00	\$0.00	\$0.00
	Group Total:	\$0.00	\$0.00	\$ 0.00	\$0.00	\$0.00	\$0.00
146	Track	\$66.46	\$0.00	\$ 0.00	\$0.00	\$0.00	\$66.46
	Group Total:	\$66.46	\$0.00	\$ 0.00	\$0.00	\$0.00	\$66.46
147	^Drivers Education	\$0.00	\$0.00	\$ 0.00	\$0.00	\$0.00	\$0.00
	Group Total:	\$0.00	\$0.00	\$ 0.00	\$0.00	\$0.00	\$0.00
150	Cross Country	\$712.69	\$200.00	\$(565.39)	\$0.00	\$0.00	\$347.30
	Group Total:	\$712.69	\$200.00	\$(565.39)	\$0.00	\$0.00	\$347.30
151	FCA	\$1,020.86	\$60.00	\$(123.51)	\$0.00	\$0.00	\$957.35
	Group Total:	\$1,020.86	\$60.00	\$(123.51)	\$0.00	\$0.00	\$957.35
153	Softball	\$377.09	\$0.00	\$ 0.00	\$0.00	\$0.00	\$377.09
	Group Total:	\$377.09	\$0.00	\$ 0.00	\$0.00	\$0.00	\$377.09
155	Tennis	\$156.41	\$0.00	\$ 0.00	\$0.00	\$0.00	\$156.41
	Group Total:	\$156.41	\$0.00	\$ 0.00	\$0.00	\$0.00	\$156.41
156	Literary Club	\$2,031.80	\$10.00	\$ 0.00	\$0.00	\$0.00	\$2,041.80
	Group Total:	\$2,031.80	\$10.00	\$ 0.00	\$0.00	\$0.00	\$2,041.80
158	Regional Tournament	\$0.00	\$0.00	\$ 0.00	\$0.00	\$0.00	\$0.00
	Group Total:	\$0.00	\$0.00	\$ 0.00	\$0.00	\$0.00	\$0.00
159	Student Concessions	\$2,926.54	\$98.50	\$ 0.00	\$0.00	\$0.00	\$3,025.04
	Group Total:	\$2,926.54	\$98.50	\$ 0.00	\$0.00	\$0.00	\$3,025.04
163	District Tournament	\$0.00	\$0.00	\$ 0.00	\$0.00	\$0.00	\$0.00
	Group Total:	\$0.00	\$0.00	\$ 0.00	\$0.00	\$0.00	\$0.00
167	Art Club	\$810.41	\$0.00	\$ 0.00	\$0.00	\$(810.41)	\$0.00
	Group Total:	\$810.41	\$0.00	\$ 0.00	\$0.00	\$(810.41)	\$0.00
173	Patriot Pride	\$1,626.34	\$0.00	\$ 0.00	\$0.00	\$0.00	\$1,626.34
	Group Total:	\$1,626.34	\$0.00	\$ 0.00	\$0.00	\$0.00	\$1,626.34
175	GIRLS Volleyball	\$4,501.48	\$0.00	\$ 0.00	\$0.00	\$0.00	\$4,501.48
	Group Total:	\$4,501.48	\$0.00	\$ 0.00	\$0.00	\$0.00	\$4,501.48
177	Athletic Director	\$1,793.26	\$0.00	\$ 0.00	\$0.00	\$0.00	\$1,793.26
	Group Total:	\$1,793.26	\$0.00	\$ 0.00	\$0.00	\$0.00	\$1,793.26
178	Guidance	\$1,328.44	\$250.00	\$ 0.00	\$0.00	\$0.00	\$1,578.44
	Group Total:	\$1,328.44	\$250.00	\$ 0.00	\$0.00	\$0.00	\$1,578.44

School Activity Fund

Financial Report

ACSHS-August Financial Statement

From Date: 8/1/2025

To Date: 08/31/2025

Acct	Activity Account	Beg. Bal.	Recpt/JV	Disb/JV	Transfer In	Transfer Out	End. Bal.
181	History Club	\$935.82	\$0.00	\$ 0.00	\$0.00	\$0.00	\$935.82
	Group Total:	\$935.82	\$0.00	\$ 0.00	\$0.00	\$0.00	\$935.82
183	Associate Athletics	\$474.51	\$0.00	\$(508.60)	\$0.00	\$0.00	(\$34.09)
	Group Total:	\$474.51	\$0.00	\$(508.60)	\$0.00	\$0.00	(\$34.09)
185	Drama	\$7,512.72	\$0.00	\$ 0.00	\$0.00	\$0.00	\$7,512.72
	Group Total:	\$7,512.72	\$0.00	\$ 0.00	\$0.00	\$0.00	\$7,512.72
187	Science Olympiad	\$29.04	\$0.00	\$ 0.00	\$0.00	\$0.00	\$29.04
	Group Total:	\$29.04	\$0.00	\$ 0.00	\$0.00	\$0.00	\$29.04
191	Faculty Flower Fund	\$102.28	\$0.00	\$ 0.00	\$0.00	\$0.00	\$102.28
	Group Total:	\$102.28	\$0.00	\$ 0.00	\$0.00	\$0.00	\$102.28
193	Swim	\$1,264.76	\$0.00	\$ 0.00	\$0.00	\$0.00	\$1,264.76
	Group Total:	\$1,264.76	\$0.00	\$ 0.00	\$0.00	\$0.00	\$1,264.76
195	ROTC	\$14,167.73	\$100.00	\$ 0.00	\$0.00	\$0.00	\$14,267.73
	Group Total:	\$14,167.73	\$100.00	\$ 0.00	\$0.00	\$0.00	\$14,267.73
197	Fishing Team	\$17.93	\$0.00	\$ 0.00	\$0.00	\$0.00	\$17.93
	Group Total:	\$17.93	\$0.00	\$ 0.00	\$0.00	\$0.00	\$17.93
198	Greenhouse/Floral	\$14,532.45	\$0.00	\$ 0.00	\$0.00	\$0.00	\$14,532.45
	Group Total:	\$14,532.45	\$0.00	\$ 0.00	\$0.00	\$0.00	\$14,532.45
199	Ag. Shop	\$9,603.30	\$0.00	\$ 0.00	\$0.00	\$0.00	\$9,603.30
	Group Total:	\$9,603.30	\$0.00	\$ 0.00	\$0.00	\$0.00	\$9,603.30
201	Musical/Performing Arts	\$14,478.41	\$0.00	\$ 0.00	\$0.00	\$0.00	\$14,478.41
	Group Total:	\$14,478.41	\$0.00	\$ 0.00	\$0.00	\$0.00	\$14,478.41
205	Soccer	\$0.00	\$0.00	\$ 0.00	\$0.00	\$0.00	\$0.00
	Group Total:	\$0.00	\$0.00	\$ 0.00	\$0.00	\$0.00	\$0.00
206	Art Department	\$5.12	\$0.00	\$ 0.00	\$810.41	\$0.00	\$815.53
	Group Total:	\$5.12	\$0.00	\$ 0.00	\$810.41	\$0.00	\$815.53
207	Boys Golf	\$150.00	\$200.00	\$ 0.00	\$0.00	\$0.00	\$350.00
	Group Total:	\$150.00	\$200.00	\$ 0.00	\$0.00	\$0.00	\$350.00
208	Girls Golf	\$2,153.72	\$785.00	\$(257.50)	\$0.00	\$0.00	\$2,681.22
	Group Total:	\$2,153.72	\$785.00	\$(257.50)	\$0.00	\$0.00	\$2,681.22
209	Archery Club	\$1,584.20	\$0.00	\$ 0.00	\$0.00	\$0.00	\$1,584.20
	Group Total:	\$1,584.20	\$0.00	\$ 0.00	\$0.00	\$0.00	\$1,584.20
211	Environmental Club	\$2,254.35	\$0.00	\$ 0.00	\$0.00	\$0.00	\$2,254.35
	Group Total:	\$2,254.35	\$0.00	\$ 0.00	\$0.00	\$0.00	\$2,254.35
213	DAF Instruction-Sweep	\$0.00	\$0.00	\$ 0.00	\$0.00	\$0.00	\$0.00
	Group Total:	\$0.00	\$0.00	\$ 0.00	\$0.00	\$0.00	\$0.00
214	DAF Athletics-Sweep	\$0.00	\$0.00	\$ 0.00	\$0.00	\$0.00	\$0.00
	Group Total:	\$0.00	\$0.00	\$ 0.00	\$0.00	\$0.00	\$0.00
216	ACSHS Class Night	\$1,204.07	\$0.00	\$ 0.00	\$0.00	\$0.00	\$1,204.07
	Group Total:	\$1,204.07	\$0.00	\$ 0.00	\$0.00	\$0.00	\$1,204.07
217	21st CCLC	\$29.78	\$0.00	\$ 0.00	\$0.00	\$0.00	\$29.78

School Activity Fund

Financial Report

ACSHS-August Financial Statement

From Date: 8/1/2025

To Date: 08/31/2025

Acct	Activity Account	Beq. Bal.	Recpt/JV	Disb/JV	Transfer In	Transfer Out	End. Bal.
	Group Total:	\$29.78	\$0.00	\$ 0.00	\$0.00	\$0.00	\$29.78
218	Auto Mechanics	\$2,177.51	\$0.00	\$ 0.00	\$0.00	\$0.00	\$2,177.51
	Group Total:	\$2,177.51	\$0.00	\$ 0.00	\$0.00	\$0.00	\$2,177.51
219	DECA	\$3,310.00	\$160.00	\$(154.35)	\$0.00	\$0.00	\$3,315.65
	Group Total:	\$3,310.00	\$160.00	\$(154.35)	\$0.00	\$0.00	\$3,315.65
220	Drafting	\$0.00	\$0.00	\$ 0.00	\$0.00	\$0.00	\$0.00
	Group Total:	\$0.00	\$0.00	\$ 0.00	\$0.00	\$0.00	\$0.00
221	FBLA	\$305.25	\$240.00	\$(500.00)	\$0.00	\$0.00	\$45.25
	Group Total:	\$305.25	\$240.00	\$(500.00)	\$0.00	\$0.00	\$45.25
222	HOSA	\$1,028.89	\$0.00	\$ 0.00	\$0.00	\$0.00	\$1,028.89
	Group Total:	\$1,028.89	\$0.00	\$ 0.00	\$0.00	\$0.00	\$1,028.89
223	Industrial Maintenance	\$1,325.28	\$0.00	\$ 0.00	\$0.00	\$0.00	\$1,325.28
	Group Total:	\$1,325.28	\$0.00	\$ 0.00	\$0.00	\$0.00	\$1,325.28
224	Patriot Printing Press	\$1,147.02	\$0.00	\$ 0.00	\$0.00	\$0.00	\$1,147.02
	Group Total:	\$1,147.02	\$0.00	\$ 0.00	\$0.00	\$0.00	\$1,147.02
225	Skills USA	\$899.51	\$0.00	\$(800.00)	\$0.00	\$0.00	\$99.51
	Group Total:	\$899.51	\$0.00	\$(800.00)	\$0.00	\$0.00	\$99.51
226	Welding	\$2,551.11	\$0.00	\$ 0.00	\$0.00	\$0.00	\$2,551.11
	Group Total:	\$2,551.11	\$0.00	\$ 0.00	\$0.00	\$0.00	\$2,551.11
227	Patriot Designs	\$209.00	\$0.00	\$ 0.00	\$0.00	\$0.00	\$209.00
	Group Total:	\$209.00	\$0.00	\$ 0.00	\$0.00	\$0.00	\$209.00
229	Student Government Ass	\$1,192.91	\$0.00	\$ 0.00	\$0.00	\$0.00	\$1,192.91
	Group Total:	\$1,192.91	\$0.00	\$ 0.00	\$0.00	\$0.00	\$1,192.91
230	Mock trial Team	\$552.22	\$0.00	\$ 0.00	\$0.00	\$0.00	\$552.22
	Group Total:	\$552.22	\$0.00	\$ 0.00	\$0.00	\$0.00	\$552.22
231	MSD	\$621.00	\$0.00	\$ 0.00	\$0.00	\$0.00	\$621.00
	Group Total:	\$621.00	\$0.00	\$ 0.00	\$0.00	\$0.00	\$621.00
232	Engineering Design	\$695.52	\$0.00	\$ 0.00	\$0.00	\$0.00	\$695.52
	Group Total:	\$695.52	\$0.00	\$ 0.00	\$0.00	\$0.00	\$695.52
233	Technology Student Assc	\$0.00	\$0.00	\$ 0.00	\$0.00	\$0.00	\$0.00
	Group Total:	\$0.00	\$0.00	\$ 0.00	\$0.00	\$0.00	\$0.00
234	Commentary Club	\$225.00	\$0.00	\$ 0.00	\$0.00	\$0.00	\$225.00
	Group Total:	\$225.00	\$0.00	\$ 0.00	\$0.00	\$0.00	\$225.00
235	GIRLS SOCCER	\$180.00	\$0.00	\$ 0.00	\$0.00	\$0.00	\$180.00
	Group Total:	\$180.00	\$0.00	\$ 0.00	\$0.00	\$0.00	\$180.00
236	BOYS SOCCER	\$250.00	\$0.00	\$ 0.00	\$0.00	\$0.00	\$250.00
	Group Total:	\$250.00	\$0.00	\$ 0.00	\$0.00	\$0.00	\$250.00
237	MARKETING	\$671.46	\$0.00	\$(55.93)	\$0.00	\$0.00	\$615.53
	Group Total:	\$671.46	\$0.00	\$(55.93)	\$0.00	\$0.00	\$615.53
238	START-UP	(\$100.00)	\$100.00	\$(1,800.00)	\$0.00	\$0.00	(\$1,800.00)
	Group Total:	(\$100.00)	\$100.00	\$(1,800.00)	\$0.00	\$0.00	(\$1,800.00)

School Activity Fund

Financial Report

ACSHS-August Financial Statement

From Date: 8/1/2025

To Date: 08/31/2025

Acct	Activity Account	Beq. Bal.	Recpt/JV	Disb/JV	Transfer In	Transfer Out	End. Bal.
239	Culinary	\$278.95	\$240.00	\$ 0.00	\$0.00	\$0.00	\$518.95
	Group Total:	\$278.95	\$240.00	\$ 0.00	\$0.00	\$0.00	\$518.95
240	Educator's Rising	\$205.00	\$25.00	\$ 0.00	\$0.00	\$0.00	\$230.00
	Group Total:	\$205.00	\$25.00	\$ 0.00	\$0.00	\$0.00	\$230.00
241	Patriot Place	\$5,442.36	\$0.00	\$(1,834.58)	\$0.00	\$0.00	\$3,607.78
	Group Total:	\$5,442.36	\$0.00	\$(1,834.58)	\$0.00	\$0.00	\$3,607.78
242	Badminton Club	\$77.79	\$0.00	\$ 0.00	\$0.00	\$0.00	\$77.79
	Group Total:	\$77.79	\$0.00	\$ 0.00	\$0.00	\$0.00	\$77.79
243	Patriot Academy	\$0.00	\$0.00	\$ 0.00	\$0.00	\$0.00	\$0.00
	Group Total:	\$0.00	\$0.00	\$ 0.00	\$0.00	\$0.00	\$0.00
244	BOYS VOLLEYBALL	(\$919.42)	\$0.00	\$ 0.00	\$0.00	\$0.00	(\$919.42)
	Group Total:	(\$919.42)	\$0.00	\$ 0.00	\$0.00	\$0.00	(\$919.42)
245	STEM Hub	\$40.00	\$0.00	\$ 0.00	\$0.00	\$0.00	\$40.00
	Group Total:	\$40.00	\$0.00	\$ 0.00	\$0.00	\$0.00	\$40.00
246	DANCE TEAM	\$0.00	\$510.52	\$ 0.00	\$0.00	\$0.00	\$510.52
	Group Total:	\$0.00	\$510.52	\$ 0.00	\$0.00	\$0.00	\$510.52
Grand Total:		\$259,308.37	\$8,176.77	\$(13,583.80)	\$1,004.80	\$(1,004.80)	\$253,901.34

I have reviewed the above ledger report and attached reports for the current month. I find them accurate and complete to the best of my knowledge.

Bookkeeper:  Date: 9/3/25Principal:  Date: 9/3/25

Bank Reconciliation Report

Checking Account

992

Date From 8/1/2025
Date to 08/31/2025



Ending Balance on Statement Dated : 08/31/2025	\$263,596.51
Outstanding Deposits (Bank Deposits) -> +	\$0.00
Less Outstanding Checks:	\$9,695.17
Cash Balance as of : 08/31/2025	\$253,901.34 ***

Cash Balance for Checking as of 8/1/2025	\$259,308.37
Add: Total Deposits (Bank Deposits):	\$8,176.77
Less: Total Checks and Withdrawals:	(\$13,583.80)
Computer Cash Balance as of : 08/31/2025	\$253,901.34 ***

Summary of Asset Accounts

Gl Acct	Account Name	Begin Bal	Recpt/JV	Disb/JV	Transfer	End Bal.
990	Petty Cash	\$0.00	\$0.00	\$0.00	\$0.00	\$0.00
991	Cash on Hand	\$0.00	\$6,944.64	\$0.00	(\$6,944.64)	\$0.00
992	Checking	\$259,308.37	\$1,232.13	(\$13,583.80)	\$6,944.64	\$253,901.34 ***
993	Savings	\$0.00	\$0.00	\$0.00	\$0.00	\$0.00
994	Investments	\$0.00	\$0.00	\$0.00	\$0.00	\$0.00
Grand Total		\$259,308.37	\$8,176.77	(\$13,583.80)	\$0.00	\$253,901.34

I have reviewed the above ledger report and attached reports for the current month. I find them accurate and complete to the best of my knowledge.

Bookkeeper:  Date: 9/3/25
Principal:  Date: 9/3/25

*** Entries Must Match