

School Activity Fund

Financial Report

From Date: 8/1/2025

To Date: 08/31/2025


| | Beg. Bal. | Recpt/JV | Disb/JV | Trans In. | Trans Out. | End. Bal |
|------------------|--------------------|--------------------|----------------------|---------------|---------------|----------------------|
| 991 Cash on Hand | \$0.00 | \$0.00 | \$0.00 | \$0.00 | \$0.00 | \$0.00 |
| * 992 Checking | \$61,992.67 | \$24,351.97 | \$(43,974.99) | \$0.00 | \$0.00 | \$42,369.65 |
| | <u>\$61,992.67</u> | <u>\$24,351.97</u> | <u>\$(43,974.99)</u> | <u>\$0.00</u> | <u>\$0.00</u> | <u>\$42,369.65 *</u> |

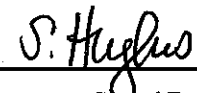
Beginning Ledger Balance: \$61,992.67
 Add: Receipts + Transfer In: \$24,351.97
 Sub-Total: **\$86,344.64**
 Less: Expenditures + Trans Out (\$43,974.99)
 Ending Ledger Balance * **\$42,369.65**

Balance per Bank Statement: \$43,353.89
 Ending Balance Other GL Accounts: \$0.00
 Add: Deposits in Transit: \$0.00
 Sub Total: **\$43,353.89**
 Less Outstanding Checks \$984.24
 Actual Cash Balance * **\$42,369.65**

* These three numbers must agree.

The above information is a true statement of the financial condition of the various activity accounts of this school.


 Principal
9/2/2025
 Date


 Central Fund Treasurer
9/2/25
 Date

School Activity Fund

Financial Report

From Date: 8/1/2025

To Date: 08/31/2025

| Acct | Activity Account | Beg. Bal. | Recpt/JV | Disb/JV | Transfer In | Transfer Out | End. Bal. |
|------|---------------------|--------------------|-------------------|----------------------|-----------------|---------------|---------------------|
| 100 | GENERAL FUND | \$957.24 | \$207.17 | \$(549.18) | \$0.00 | \$0.00 | \$615.23 |
| | Group Total: | \$957.24 | \$207.17 | \$(549.18) | \$0.00 | \$0.00 | \$615.23 |
| 105 | REALITY TOWN | \$42.45 | \$0.00 | \$ 0.00 | \$0.00 | \$0.00 | \$42.45 |
| | Group Total: | \$42.45 | \$0.00 | \$ 0.00 | \$0.00 | \$0.00 | \$42.45 |
| 200 | STAFF FUND | \$303.35 | \$0.00 | \$(426.50) | \$0.00 | \$0.00 | \$(123.15) |
| | Group Total: | \$303.35 | \$0.00 | \$(426.50) | \$0.00 | \$0.00 | \$(123.15) |
| 201 | CKMSAC | \$1,757.52 | \$0.00 | \$ 0.00 | \$0.00 | \$0.00 | \$1,757.52 |
| | Group Total: | \$1,757.52 | \$0.00 | \$ 0.00 | \$0.00 | \$0.00 | \$1,757.52 |
| 202 | ATHLETIC CONCESSIO | \$432.27 | \$960.00 | \$(1,777.71) | \$0.00 | \$0.00 | \$(385.44) |
| | Group Total: | \$432.27 | \$960.00 | \$(1,777.71) | \$0.00 | \$0.00 | \$(385.44) |
| 301 | BETA CLUB | \$0.00 | \$0.00 | \$ 0.00 | \$0.00 | \$0.00 | \$0.00 |
| | Group Total: | \$0.00 | \$0.00 | \$ 0.00 | \$0.00 | \$0.00 | \$0.00 |
| 303 | ACADEMIC TEAM | \$23.13 | \$0.00 | \$ 0.00 | \$0.00 | \$0.00 | \$23.13 |
| | Group Total: | \$23.13 | \$0.00 | \$ 0.00 | \$0.00 | \$0.00 | \$23.13 |
| 305 | PERFORMING ARTS | \$1,747.66 | \$0.00 | \$(35.00) | \$0.00 | \$0.00 | \$1,712.66 |
| | Group Total: | \$1,747.66 | \$0.00 | \$(35.00) | \$0.00 | \$0.00 | \$1,712.66 |
| 312 | BETA NATIONALS | \$18,305.23 | \$100.00 | \$(17,957.61) | \$0.00 | \$0.00 | \$447.62 |
| | Group Total: | \$18,305.23 | \$100.00 | \$(17,957.61) | \$0.00 | \$0.00 | \$447.62 |
| 313 | BETA OFFICERS | \$1,783.30 | \$0.00 | \$(1,064.00) | \$0.00 | \$0.00 | \$719.30 |
| | Group Total: | \$1,783.30 | \$0.00 | \$(1,064.00) | \$0.00 | \$0.00 | \$719.30 |
| 315 | CES BETA | \$0.00 | \$3,845.45 | \$(852.00) | \$0.00 | \$0.00 | \$2,993.45 |
| | Group Total: | \$0.00 | \$3,845.45 | \$(852.00) | \$0.00 | \$0.00 | \$2,993.45 |
| 406 | 6TH GRADE | \$193.33 | \$0.00 | \$ 0.00 | \$0.00 | \$0.00 | \$193.33 |
| | Group Total: | \$193.33 | \$0.00 | \$ 0.00 | \$0.00 | \$0.00 | \$193.33 |
| 407 | 7TH GRADE | \$442.35 | \$0.00 | \$ 0.00 | \$0.00 | \$0.00 | \$442.35 |
| | Group Total: | \$442.35 | \$0.00 | \$ 0.00 | \$0.00 | \$0.00 | \$442.35 |
| 408 | 8TH GRADE | \$0.00 | \$0.00 | \$ 0.00 | \$0.00 | \$0.00 | \$0.00 |
| | Group Total: | \$0.00 | \$0.00 | \$ 0.00 | \$0.00 | \$0.00 | \$0.00 |
| 409 | 8TH GRADE CELEBRAT | \$174.31 | \$0.00 | \$ 0.00 | \$0.00 | \$0.00 | \$174.31 |
| | Group Total: | \$174.31 | \$0.00 | \$ 0.00 | \$0.00 | \$0.00 | \$174.31 |
| 500 | GEN. ATHLETIC SWEEF | \$5,886.19 | \$1,721.00 | \$(2,103.50) | \$480.00 | \$0.00 | \$5,983.69 |
| | Group Total: | \$5,886.19 | \$1,721.00 | \$(2,103.50) | \$480.00 | \$0.00 | \$5,983.69 |
| 501 | CHEERLEADERS | \$1,393.27 | \$7,995.00 | \$(6,766.00) | \$0.00 | \$0.00 | \$2,622.27 |
| | Group Total: | \$1,393.27 | \$7,995.00 | \$(6,766.00) | \$0.00 | \$0.00 | \$2,622.27 |
| 502 | GIRLS BASKETBALL | \$118.38 | \$1,095.35 | \$(5,666.17) | \$0.00 | \$0.00 | \$(4,452.44) |
| | Group Total: | \$118.38 | \$1,095.35 | \$(5,666.17) | \$0.00 | \$0.00 | \$(4,452.44) |
| 503 | E-SPORTS | \$1,000.00 | \$0.00 | \$ 0.00 | \$0.00 | \$0.00 | \$1,000.00 |
| | Group Total: | \$1,000.00 | \$0.00 | \$ 0.00 | \$0.00 | \$0.00 | \$1,000.00 |
| 504 | SOFTBALL | \$415.04 | \$0.00 | \$ 0.00 | \$0.00 | \$0.00 | \$415.04 |
| | Group Total: | \$415.04 | \$0.00 | \$ 0.00 | \$0.00 | \$0.00 | \$415.04 |
| 505 | BASEBALL | (\$4.60) | \$0.00 | \$ 0.00 | \$0.00 | \$0.00 | (\$4.60) |

School Activity Fund

Financial Report

| | |
|------------|------------|
| From Date: | 8/1/2025 |
| To Date: | 08/31/2025 |


| Acct | Activity Account | Beg. Bal. | Recpt/JV | Disb/JV | Transfer In | Transfer Out | End. Bal. |
|------|---------------------|-------------------|-------------------|---------------------|-------------------|---------------------|-------------------|
| | Group Total: | (\$4.60) | \$0.00 | \$ 0.00 | \$0.00 | \$0.00 | (\$4.60) |
| 506 | BOYS BASKETBALL | \$1,080.99 | \$0.00 | \$ 0.00 | \$0.00 | \$0.00 | \$1,080.99 |
| | Group Total: | \$1,080.99 | \$0.00 | \$ 0.00 | \$0.00 | \$0.00 | \$1,080.99 |
| 507 | FOOTBALL | \$4,230.08 | \$5,747.00 | \$(6,099.32) | \$1,305.15 | \$(480.00) | \$4,702.91 |
| | Group Total: | \$4,230.08 | \$5,747.00 | \$(6,099.32) | \$1,305.15 | \$(480.00) | \$4,702.91 |
| 508 | WRESTLING | \$0.00 | \$0.00 | \$ 0.00 | \$0.00 | \$0.00 | \$0.00 |
| | Group Total: | \$0.00 | \$0.00 | \$ 0.00 | \$0.00 | \$0.00 | \$0.00 |
| 509 | VOLLEYBALL | \$1,313.90 | \$0.00 | \$ 0.00 | \$0.00 | \$0.00 | \$1,313.90 |
| | Group Total: | \$1,313.90 | \$0.00 | \$ 0.00 | \$0.00 | \$0.00 | \$1,313.90 |
| 510 | ARCHERY | \$4,952.04 | \$0.00 | \$(78.00) | \$0.00 | \$0.00 | \$4,874.04 |
| | Group Total: | \$4,952.04 | \$0.00 | \$(78.00) | \$0.00 | \$0.00 | \$4,874.04 |
| 511 | START UP | \$0.00 | \$0.00 | \$(300.00) | \$0.00 | \$0.00 | \$(300.00) |
| | Group Total: | \$0.00 | \$0.00 | \$(300.00) | \$0.00 | \$0.00 | \$(300.00) |
| 512 | SOCCER | \$827.68 | \$0.00 | \$ 0.00 | \$0.00 | \$0.00 | \$827.68 |
| | Group Total: | \$827.68 | \$0.00 | \$ 0.00 | \$0.00 | \$0.00 | \$827.68 |
| 513 | TRACK | \$3,158.17 | \$0.00 | \$(300.00) | \$0.00 | \$(1,305.15) | \$1,553.02 |
| | Group Total: | \$3,158.17 | \$0.00 | \$(300.00) | \$0.00 | \$(1,305.15) | \$1,553.02 |
| 514 | GIRLS SOCCER | \$530.01 | \$0.00 | \$ 0.00 | \$0.00 | \$0.00 | \$530.01 |
| | Group Total: | \$530.01 | \$0.00 | \$ 0.00 | \$0.00 | \$0.00 | \$530.01 |
| 560 | YOUTH FOOTBALL | \$2,368.86 | \$2,501.00 | \$ 0.00 | \$0.00 | \$0.00 | \$4,869.86 |
| | Group Total: | \$2,368.86 | \$2,501.00 | \$ 0.00 | \$0.00 | \$0.00 | \$4,869.86 |
| 561 | YOUTH BASKETBALL | \$2,344.57 | \$0.00 | \$ 0.00 | \$0.00 | \$0.00 | \$2,344.57 |
| | Group Total: | \$2,344.57 | \$0.00 | \$ 0.00 | \$0.00 | \$0.00 | \$2,344.57 |
| 562 | GIRLS YOUTH BASKETI | \$98.35 | \$0.00 | \$ 0.00 | \$0.00 | \$0.00 | \$98.35 |
| | Group Total: | \$98.35 | \$0.00 | \$ 0.00 | \$0.00 | \$0.00 | \$98.35 |
| 563 | YOUTH TRACK | \$0.00 | \$0.00 | \$ 0.00 | \$0.00 | \$0.00 | \$0.00 |
| | Group Total: | \$0.00 | \$0.00 | \$ 0.00 | \$0.00 | \$0.00 | \$0.00 |
| 564 | YOUTH CHEER | \$235.12 | \$0.00 | \$ 0.00 | \$0.00 | \$0.00 | \$235.12 |
| | Group Total: | \$235.12 | \$0.00 | \$ 0.00 | \$0.00 | \$0.00 | \$235.12 |
| 602 | COUNSELOR | \$358.04 | \$0.00 | \$ 0.00 | \$0.00 | \$0.00 | \$358.04 |
| | Group Total: | \$358.04 | \$0.00 | \$ 0.00 | \$0.00 | \$0.00 | \$358.04 |
| 603 | FRYSC | \$4,208.31 | \$0.00 | \$ 0.00 | \$0.00 | \$0.00 | \$4,208.31 |
| | Group Total: | \$4,208.31 | \$0.00 | \$ 0.00 | \$0.00 | \$0.00 | \$4,208.31 |
| 604 | IREADY | \$172.00 | \$0.00 | \$ 0.00 | \$0.00 | \$0.00 | \$172.00 |
| | Group Total: | \$172.00 | \$0.00 | \$ 0.00 | \$0.00 | \$0.00 | \$172.00 |
| 606 | IEAGLE | \$1,144.13 | \$180.00 | \$ 0.00 | \$0.00 | \$0.00 | \$1,324.13 |
| | Group Total: | \$1,144.13 | \$180.00 | \$ 0.00 | \$0.00 | \$0.00 | \$1,324.13 |


CAMPBELLVILLE MIDDLE SCHOOL
School Activity Fund
Financial Report

| | |
|-------------------|------------|
| From Date: | 8/1/2025 |
| To Date: | 08/31/2025 |

| <u>Acct</u> | <u>Activity Account</u> | <u>Beg. Bal.</u> | <u>Recpt/JV</u> | <u>Disb/JV</u> | <u>Transfer In</u> | <u>Transfer Out</u> | <u>End. Bal.</u> |
|---------------------|-------------------------|--------------------|--------------------|----------------------|--------------------|---------------------|--------------------|
| Grand Total: | | \$61,992.67 | \$24,351.97 | \$(43,974.99) | \$1,785.15 | \$(1,785.15) | \$42,369.65 |

I have reviewed the above ledger report and attached reports for the current month. I find them accurate and complete to the best of my knowledge.

Bookkeeper:  Date: 9/2/25

Principal:  Date: 9/2/25

CAMPBELLSVILLE MIDDLE SCHOOL

General Ledger Report

Financial Report

From Date: 8/1/2025
To Date: 08/31/2025

From Acct: 1
To Acct: 999999

Activity Accounts

| Acct | Account Name | Beg. Bal. | Recpt / JV | Disb / JV | Transfers | End. Bal. | YTD Payables | Work Bal |
|-------------------------------|------------------------------|-------------|-------------|---------------|--------------|--------------|--------------|--------------|
| 100 | GENERAL FUND | \$957.24 | \$207.17 | \$(549.18) | \$0.00 | \$615.23 | \$0.00 | \$615.23 |
| 105 | REALITY TOWN | \$42.45 | \$0.00 | \$0.00 | \$0.00 | \$42.45 | \$0.00 | \$42.45 |
| 200 | STAFF FUND | \$303.35 | \$0.00 | \$(426.50) | \$0.00 | \$(123.15) | \$0.00 | \$(123.15) |
| 201 | CKMSAC | \$1,757.52 | \$0.00 | \$0.00 | \$0.00 | \$1,757.52 | \$0.00 | \$1,757.52 |
| 202 | ATHLETIC CONCESSIONS | \$432.27 | \$960.00 | \$(1,777.71) | \$0.00 | \$(385.44) | \$0.00 | \$(385.44) |
| 301 | BETA CLUB | \$0.00 | \$0.00 | \$0.00 | \$0.00 | \$0.00 | \$0.00 | \$0.00 |
| 303 | ACADEMIC TEAM | \$23.13 | \$0.00 | \$0.00 | \$0.00 | \$23.13 | \$0.00 | \$23.13 |
| 305 | PERFORMING ARTS | \$1,747.66 | \$0.00 | \$(35.00) | \$0.00 | \$1,712.66 | \$0.00 | \$1,712.66 |
| 312 | BETA NATIONALS | \$18,305.23 | \$100.00 | \$(17,957.61) | \$0.00 | \$447.62 | \$0.00 | \$447.62 |
| 313 | BETA OFFICERS | \$1,783.30 | \$0.00 | \$(1,064.00) | \$0.00 | \$719.30 | \$0.00 | \$719.30 |
| 315 | CES BETA | \$0.00 | \$3,845.45 | \$(852.00) | \$0.00 | \$2,993.45 | \$0.00 | \$2,993.45 |
| 406 | 6TH GRADE | \$193.33 | \$0.00 | \$0.00 | \$0.00 | \$193.33 | \$0.00 | \$193.33 |
| 407 | 7TH GRADE | \$442.35 | \$0.00 | \$0.00 | \$0.00 | \$442.35 | \$0.00 | \$442.35 |
| 408 | 8TH GRADE | \$0.00 | \$0.00 | \$0.00 | \$0.00 | \$0.00 | \$0.00 | \$0.00 |
| 409 | 8TH GRADE CELEBRATION | \$174.31 | \$0.00 | \$0.00 | \$0.00 | \$174.31 | \$0.00 | \$174.31 |
| 500 | GEN. ATHLETIC SWEEP ACCT. | \$5,886.19 | \$1,721.00 | \$(2,103.50) | \$480.00 | \$5,983.69 | \$0.00 | \$5,983.69 |
| 501 | CHEERLEADERS | \$1,393.27 | \$7,995.00 | \$(6,766.00) | \$0.00 | \$2,622.27 | \$0.00 | \$2,622.27 |
| 502 | GIRLS BASKETBALL | \$118.38 | \$1,095.35 | \$(5,666.17) | \$0.00 | \$(4,452.44) | \$0.00 | \$(4,452.44) |
| 503 | E-SPORTS | \$1,000.00 | \$0.00 | \$0.00 | \$0.00 | \$1,000.00 | \$0.00 | \$1,000.00 |
| 504 | SOFTBALL | \$415.04 | \$0.00 | \$0.00 | \$0.00 | \$415.04 | \$0.00 | \$415.04 |
| 505 | BASEBALL | \$(4.60) | \$0.00 | \$0.00 | \$0.00 | \$(4.60) | \$0.00 | \$(4.60) |
| 506 | BOYS BASKETBALL | \$1,080.99 | \$0.00 | \$0.00 | \$0.00 | \$1,080.99 | \$0.00 | \$1,080.99 |
| 507 | FOOTBALL | \$4,230.08 | \$5,747.00 | \$(6,099.32) | \$825.15 | \$4,702.91 | \$0.00 | \$4,702.91 |
| 508 | WRESTLING | \$0.00 | \$0.00 | \$0.00 | \$0.00 | \$0.00 | \$0.00 | \$0.00 |
| 509 | VOLLEYBALL | \$1,313.90 | \$0.00 | \$0.00 | \$0.00 | \$1,313.90 | \$0.00 | \$1,313.90 |
| 510 | ARCHERY | \$4,952.04 | \$0.00 | \$(78.00) | \$0.00 | \$4,874.04 | \$0.00 | \$4,874.04 |
| 511 | START UP | \$0.00 | \$0.00 | \$(300.00) | \$0.00 | \$(300.00) | \$0.00 | \$(300.00) |
| 512 | SOCCER | \$827.68 | \$0.00 | \$0.00 | \$0.00 | \$827.68 | \$0.00 | \$827.68 |
| 513 | TRACK | \$3,158.17 | \$0.00 | \$(300.00) | \$(1,305.15) | \$1,553.02 | \$0.00 | \$1,553.02 |
| 514 | GIRLS SOCCER | \$530.01 | \$0.00 | \$0.00 | \$0.00 | \$530.01 | \$0.00 | \$530.01 |
| 560 | YOUTH FOOTBALL | \$2,368.86 | \$2,501.00 | \$0.00 | \$0.00 | \$4,869.86 | \$0.00 | \$4,869.86 |
| 561 | YOUTH BASKETBALL | \$2,344.57 | \$0.00 | \$0.00 | \$0.00 | \$2,344.57 | \$0.00 | \$2,344.57 |
| 562 | GIRLS YOUTH BASKETBALL | \$98.35 | \$0.00 | \$0.00 | \$0.00 | \$98.35 | \$0.00 | \$98.35 |
| 563 | YOUTH TRACK | \$0.00 | \$0.00 | \$0.00 | \$0.00 | \$0.00 | \$0.00 | \$0.00 |
| 564 | YOUTH CHEER | \$235.12 | \$0.00 | \$0.00 | \$0.00 | \$235.12 | \$0.00 | \$235.12 |
| 602 | COUNSELOR | \$358.04 | \$0.00 | \$0.00 | \$0.00 | \$358.04 | \$0.00 | \$358.04 |
| 603 | FRYSC | \$4,208.31 | \$0.00 | \$0.00 | \$0.00 | \$4,208.31 | \$0.00 | \$4,208.31 |
| 604 | IREADY | \$172.00 | \$0.00 | \$0.00 | \$0.00 | \$172.00 | \$0.00 | \$172.00 |
| 606 | IEAGLE | \$1,144.13 | \$180.00 | \$0.00 | \$0.00 | \$1,324.13 | \$0.00 | \$1,324.13 |
| Activity Accounts Grand Total | | \$61,992.67 | \$24,351.97 | \$(43,974.99) | \$0.00 | \$42,369.65 | \$0.00 | \$42,369.65 |

GL Accounts

| GL Acct | | Begin Bal | Recpt / JV | Disb / JV | Transfers | End Bal | YTD Payables | Work Bal |
|----------------------------|--------------|-------------|-------------|---------------|-----------|-------------|--------------|-------------|
| 991 | Cash on Hand | \$0.00 | \$0.00 | \$0.00 | \$0.00 | \$0.00 | \$0.00 | \$0.00 |
| 992 | Checking | \$61,992.67 | \$24,351.97 | \$(43,974.99) | \$0.00 | \$42,369.65 | \$0.00 | \$42,369.65 |
| General Ledger Grand Total | | \$61,992.67 | \$24,351.97 | \$(43,974.99) | \$0.00 | \$42,369.65 | \$0.00 | \$42,369.65 |



CAMPBELLSVILLE MIDDLE SCHOOL

General Ledger Report
Financial Report

| | |
|------------|------------|
| From Date: | 8/1/2025 |
| To Date: | 08/31/2025 |

| | |
|------------|--------|
| From Acct: | 1 |
| To Acct: | 999999 |

I have reviewed the above ledger report and attached reports for the current month. I find them accurate and complete to the best of my knowledge.

Bookkeeper:  Date: 9/2/25
Principal:  Date: 9/2/25