



FLOYD COUNTY BOARD OF EDUCATION
Tonya Horne-Williams, Superintendent
442 KY RT 550
Eastern, KY 41622
Telephone (606) 886-2354 Fax (606) 886-4550
www.floyd.kyschools.us

William Newsome, Jr., Board Chair - District 3
Linda C. Gearheart, Vice-Chair - District 1
Dr. Chandra Varia, Member - District 2
Keith Smallwood, Member - District 4
Steve Stone, Member - District 5

Consent Agenda Item (Action Item): Receive Utility Report for Prestonsburg Elementary.

Applicable State or Regulations: Board Policy 05.23

Fiscal/Budgetary Impact:

2022/2023 SY (July 22-June 23) \$75,957

2023/2024 SY (July 23-June 24) \$75,130

History/Background:


June 2025


Board received utility report for John M Stumbo Elementary.

Recommended Action: To accept report as presented.

Contact Person(s):

Kevin OQuinn
606-874-9569


Director


Superintendent

Date: July 14, 2025



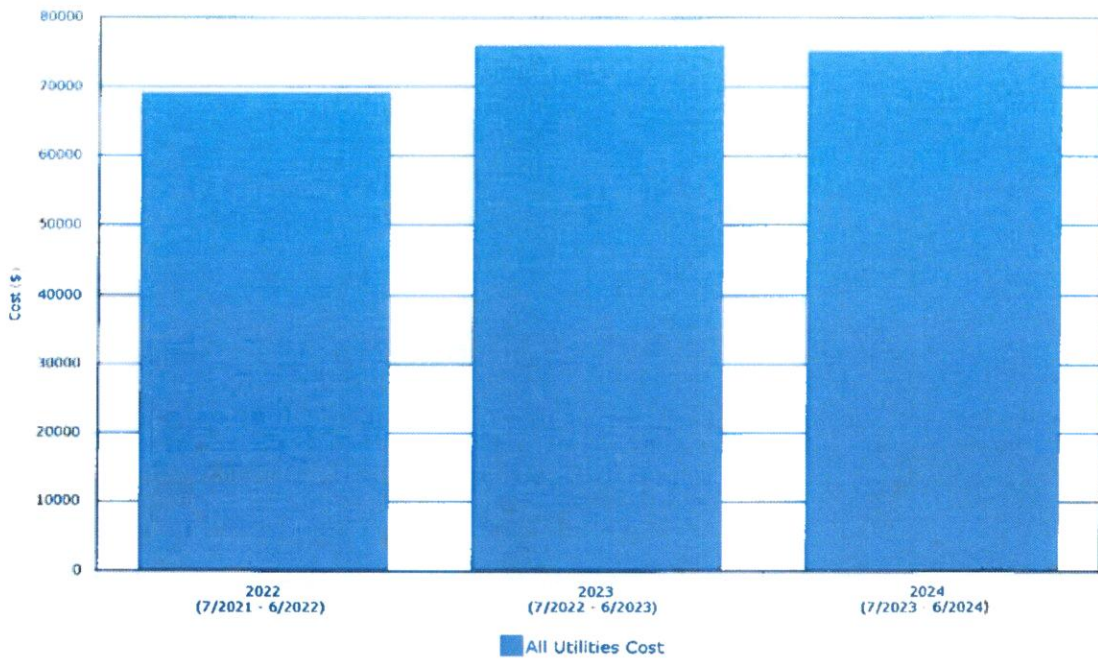
Utility Report July 28, 2025

Prestonsburg Elementary 2022/2023 / 2023/2024 School Years



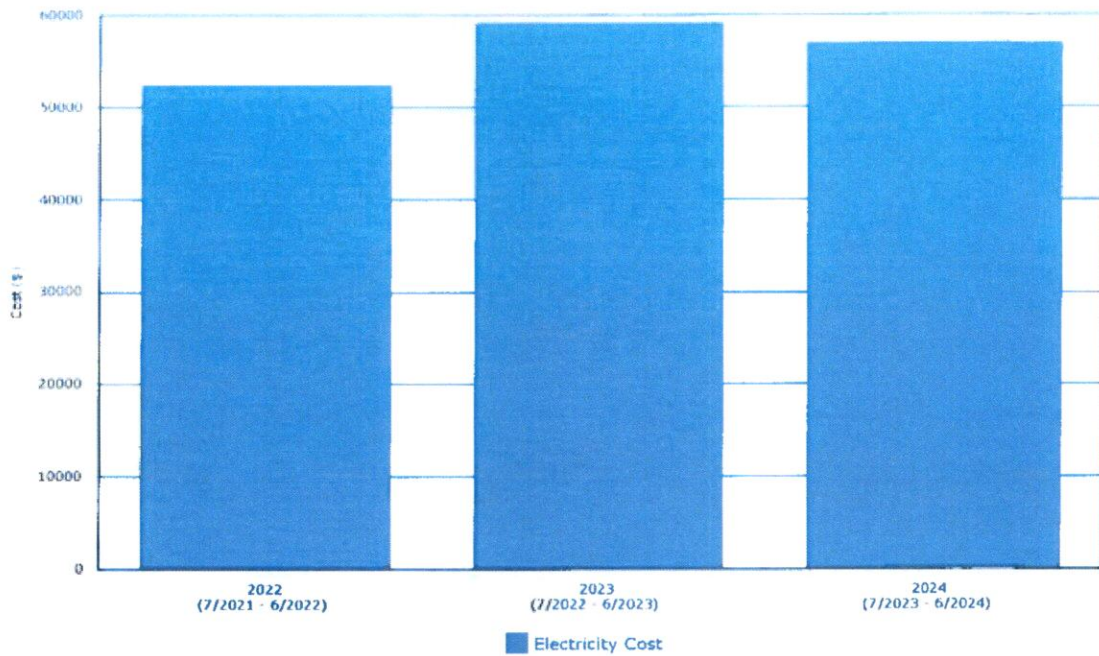
The Floyd County Board of Education does not discriminate on the basis of race, color, national origin, age, religion, marital status, sex, or disability in employment, educational programs, or activities as set forth in Title IX & VI, and in Section 504.

Year-Over-Year Comparison
Floyd County Board of Education
Prestonsburg Elementary -- 7/2021 to 6/2024



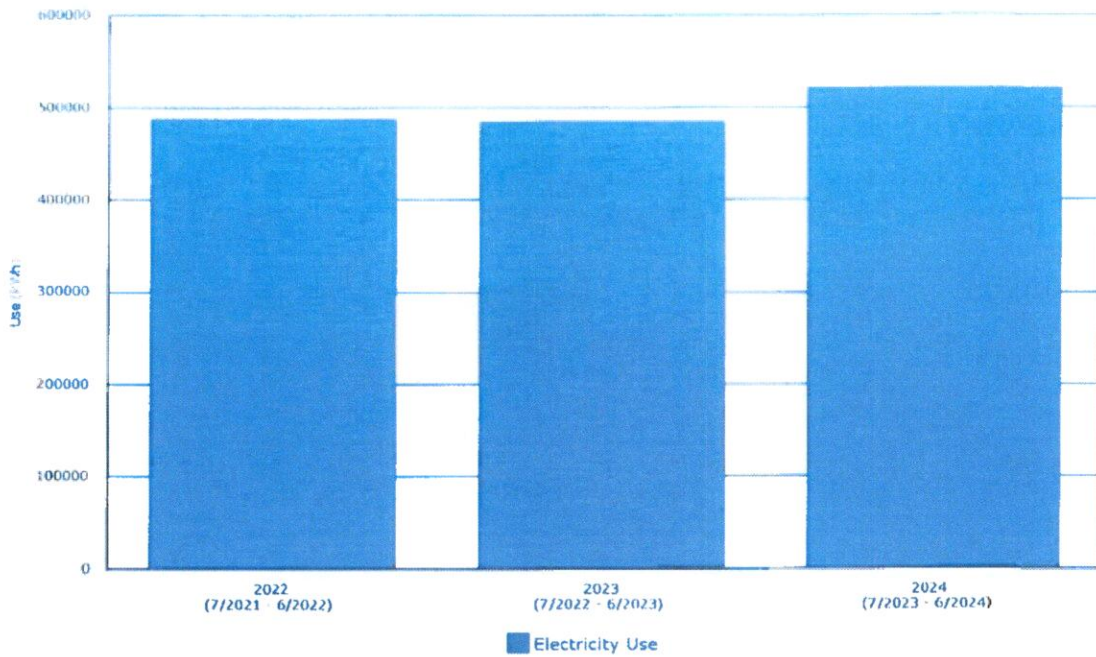
Period	All Utilities Cost
2022	\$69,153
2023	\$75,957
2024	\$75,130

Year-Over-Year Comparison
Floyd County Board of Education
Prestonsburg Elementary -- 7/2021 to 6/2024



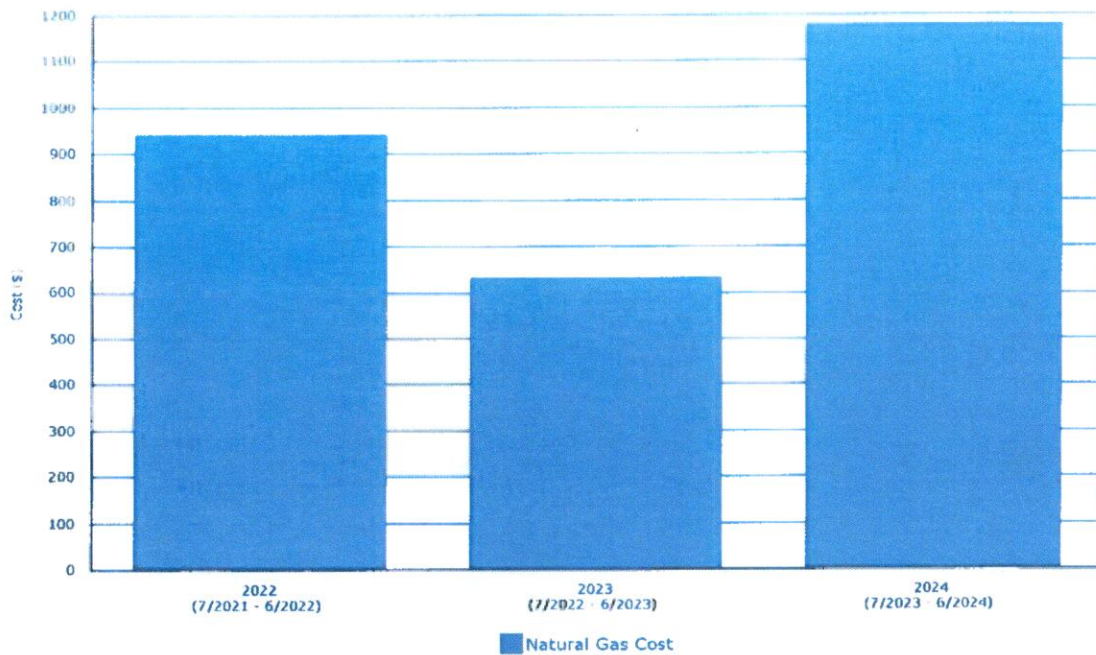
Period	Electricity Cost
2022	\$52,440
2023	\$59,124
2024	\$56,916

Year-Over-Year Comparison
Floyd County Board of Education
Prestonsburg Elementary -- 7/2021 to 6/2024



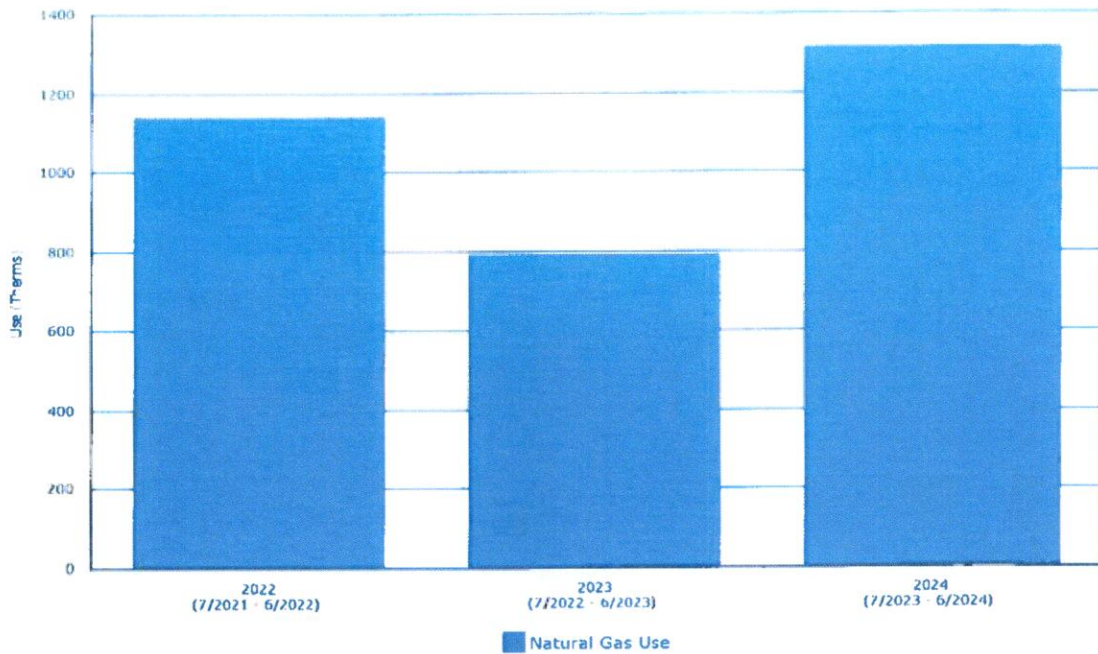
Period	Electricity Use (kWh)
2022	487,045
2023	484,555
2024	520,989

Year-Over-Year Comparison
Floyd County Board of Education
Prestonsburg Elementary -- 7/2021 to 6/2024



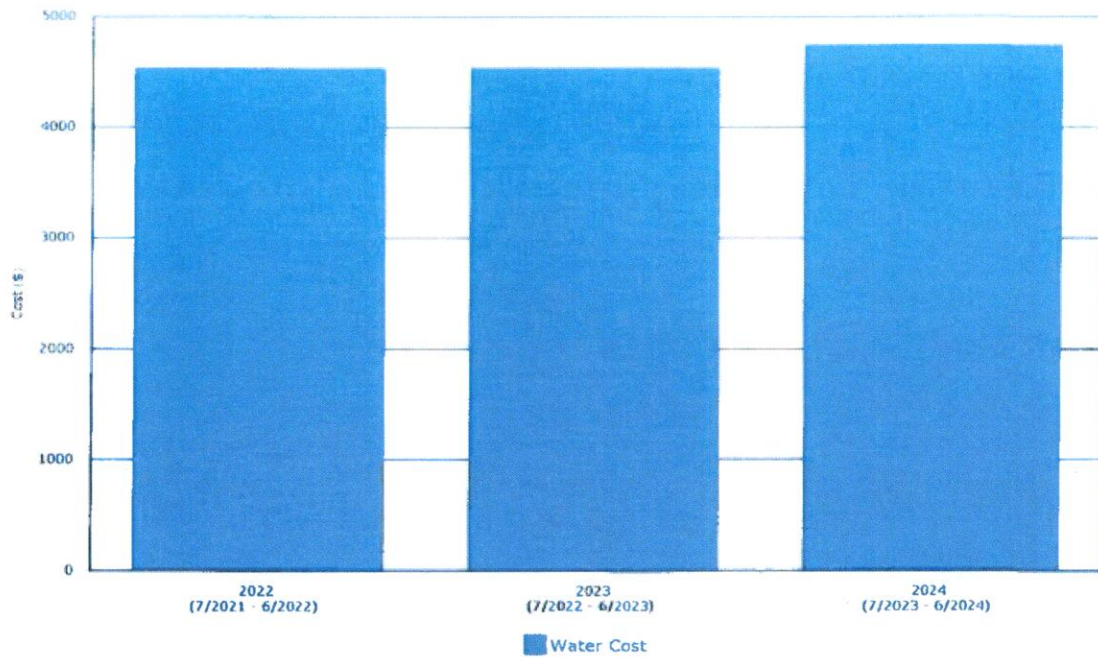
Period	Natural Gas Cost
2022	\$940
2023	\$632
2024	\$1,179

Year-Over-Year Comparison
Floyd County Board of Education
Prestonsburg Elementary -- 7/2021 to 6/2024



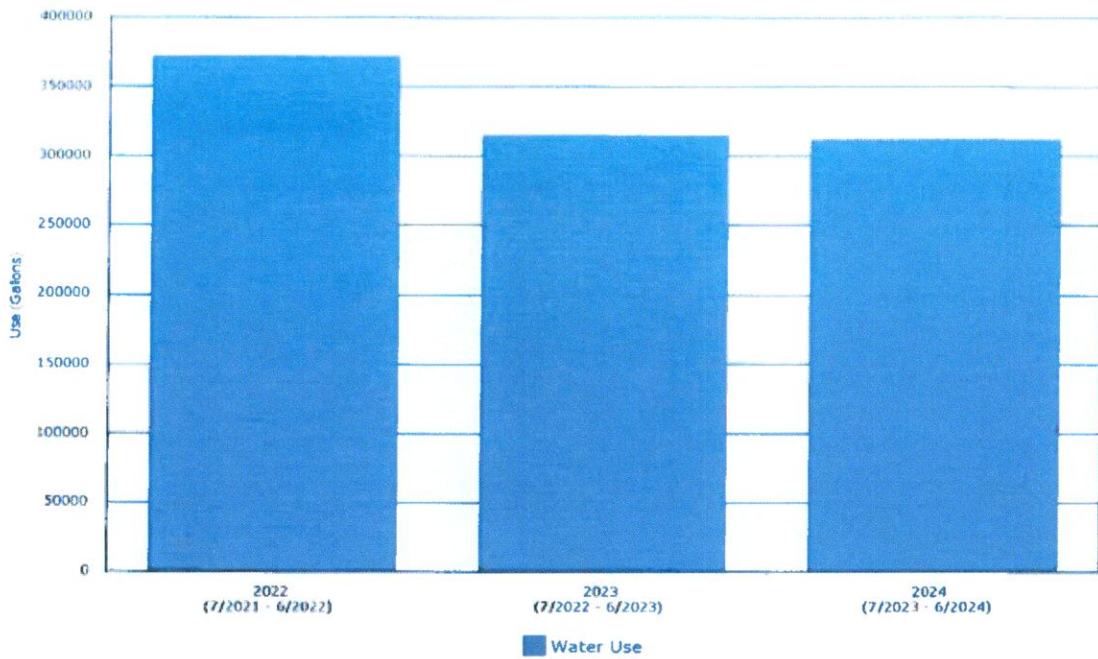
Period	Natural Gas Use (Therms)
2022	1,138
2023	793
2024	1,315

Year-Over-Year Comparison
Floyd County Board of Education
Prestonsburg Elementary -- 7/2021 to 6/2024



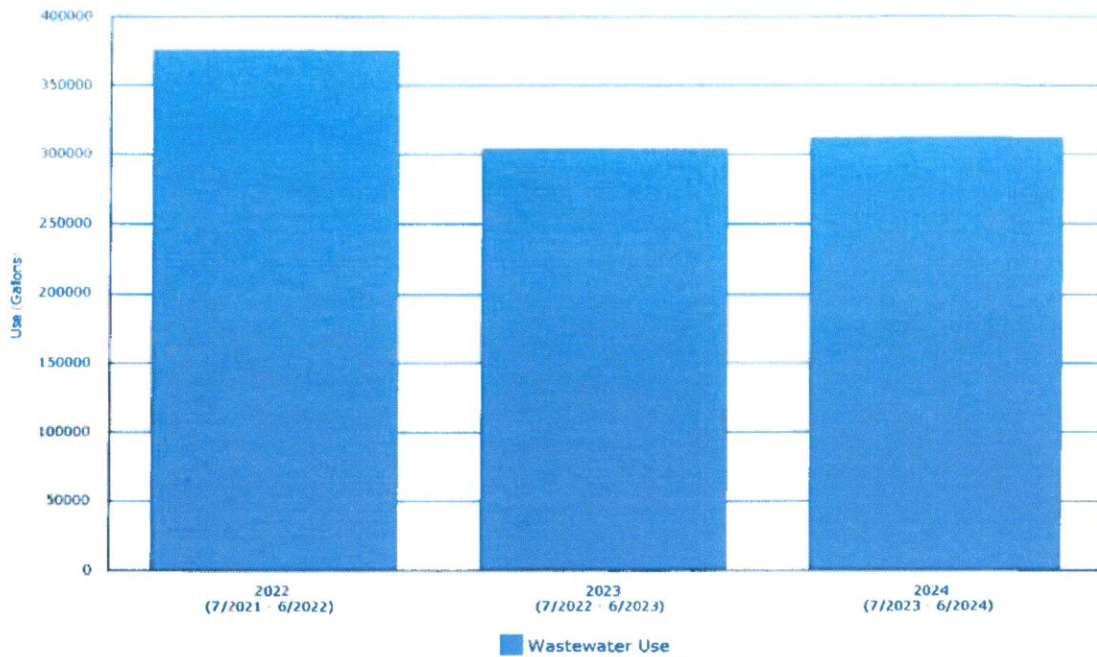
Period	Water Cost
2022	\$4,535
2023	\$4,536
2024	\$4,744

Year-Over-Year Comparison
Floyd County Board of Education
Prestonsburg Elementary -- 7/2021 to 6/2024



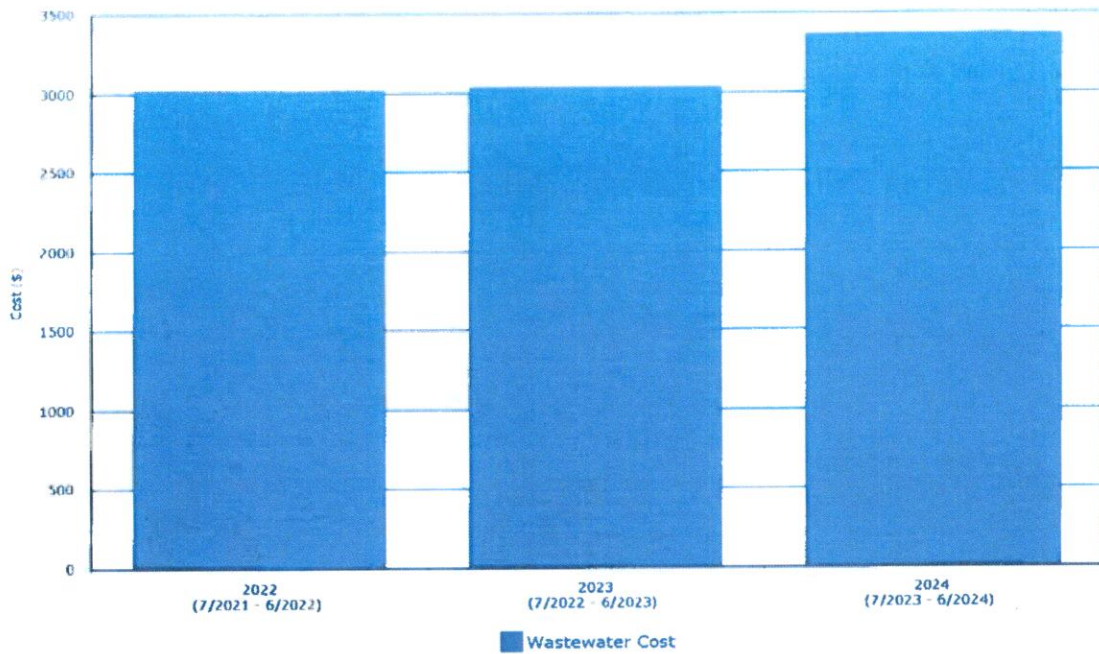
Period	Water Use (Gallons)
2022	372,400
2023	315,286
2024	311,893

Year-Over-Year Comparison
Floyd County Board of Education
Prestonsburg Elementary -- 7/2021 to 6/2024



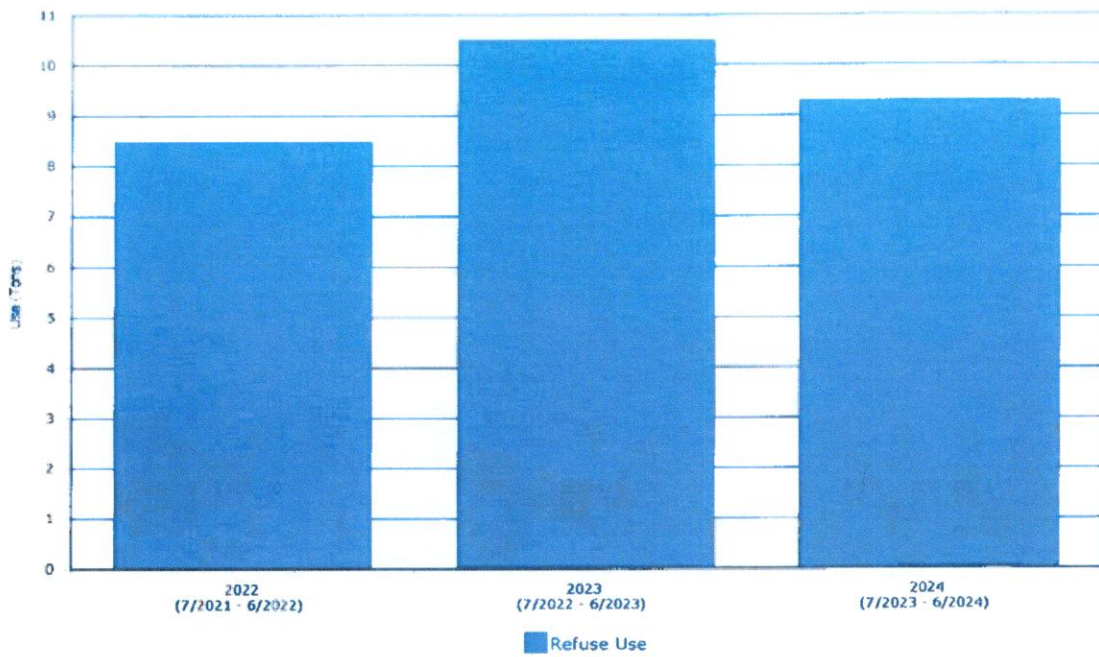
Period	Wastewater Use (Gallons)
2022	375,572
2023	304,086
2024	311,893

Year-Over-Year Comparison
Floyd County Board of Education
Prestonsburg Elementary -- 7/2021 to 6/2024



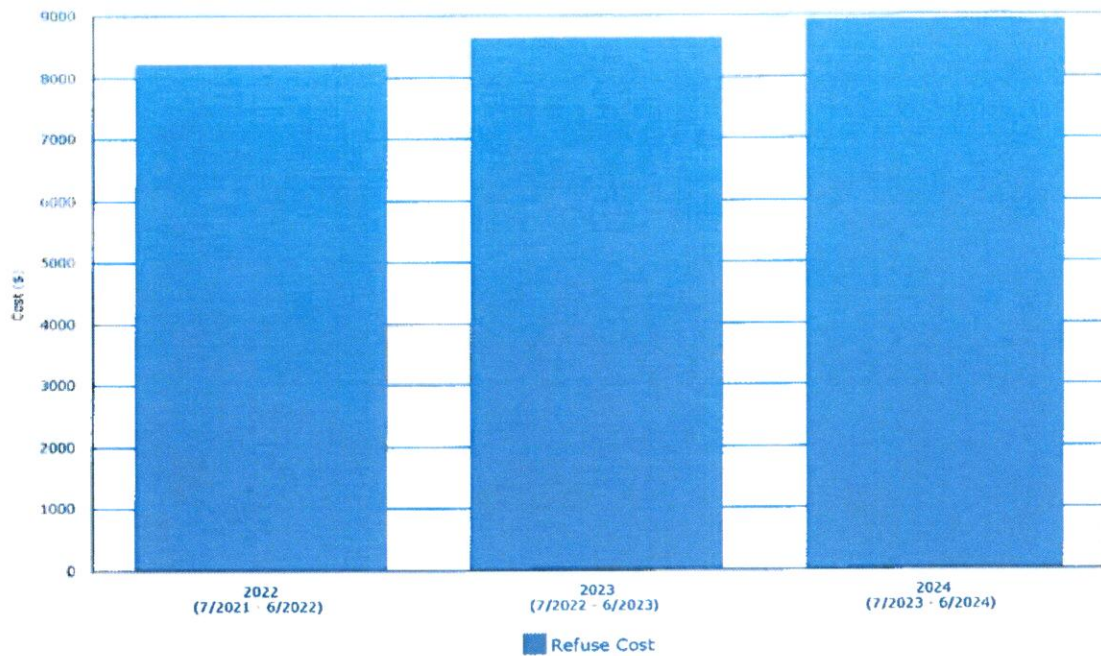
Period	Wastewater Cost
2022	\$3,019
2023	\$3,032
2024	\$3,365

Year-Over-Year Comparison
Floyd County Board of Education
Prestonsburg Elementary -- 7/2021 to 6/2024



Period	Refuse Use (Tons)
2022	8
2023	11
2024	9

Year-Over-Year Comparison
Floyd County Board of Education
Prestonsburg Elementary -- 7/2021 to 6/2024



Period	Refuse Cost
2022	\$8,219
2023	\$8,633
2024	\$8,927