

**School Activity Fund
Financial Report**

School Activity Fund Financial Report 24-25 school Year

From Date: 7/1/2024

To Date: 06/30/2025

	Beg. Bal.	Recpt/JV	Disb/JV	Trans In.	Trans Out.	End. Bal
990 Petty Cash	\$0.00	\$0.00	\$0.00	\$0.00	\$0.00	\$0.00
991 Cash on Hand	\$0.00	\$0.00	\$0.00	\$0.00	\$0.00	\$0.00
* 992 Checking	\$263,211.32	\$0.00	\$(11,441.93)	\$0.00	\$0.00	\$263,211.32
993 Savings	\$0.00	\$0.00	\$0.00	\$0.00	\$0.00	\$0.00
994 Investments	\$0.00	\$0.00	\$0.00	\$0.00	\$0.00	\$0.00
	\$263,211.32	\$0.00	\$(11,441.93)	\$0.00	\$0.00	\$263,211.32 *

Beginning Ledger Balance: \$263,211.32

Add: Receipts + Transfer In: \$0.00

Sub-Total: **\$263,211.32**

Less: Expenditures + Trans Out (\$11,441.93)

Ending Ledger Balance * **\$251,769.39**

Balance per Bank Statement: \$274,787.24

Ending Balance Other GL Accounts: \$0.00

Add: Deposits in Transit: \$0.00


Sub Total: **\$274,787.24**

Less Outstanding Checks \$11,575.92

Actual Cash Balance * **\$263,211.32**

*** These three numbers must agree.**

The above information is a true statement of the financial condition of the various activity accounts of this school.



Principal

7/8/25

Date



Central Fund Treasurer

7/8/25

Date

School Activity Fund

Financial Report

School Activity Fund Financial Report 24-25 school Year

From Date: 7/1/2024

To Date: 06/30/2025

Acct	Activity Account	Beq. Bal.	Recpt/JV	Disb/JV	Transfer In	Transfer Out	End. Bal.
0	No Activity Account	\$0.00	\$0.00	\$ 0.00	\$0.00	\$0.00	\$0.00
	Group Total:	\$0.00	\$0.00	\$ 0.00	\$0.00	\$0.00	\$0.00
101	General	\$82,552.29	\$0.00	\$(20.76)	\$0.00	\$0.00	\$82,531.53
	Group Total:	\$82,552.29	\$0.00	\$(20.76)	\$0.00	\$0.00	\$82,531.53
102	Boys Basketball	\$1,692.28	\$0.00	\$(200.00)	\$0.00	\$0.00	\$1,492.28
	Group Total:	\$1,692.28	\$0.00	\$(200.00)	\$0.00	\$0.00	\$1,492.28
103	Girls Basketball	\$3,289.25	\$0.00	\$(75.00)	\$0.00	\$0.00	\$3,214.25
	Group Total:	\$3,289.25	\$0.00	\$(75.00)	\$0.00	\$0.00	\$3,214.25
104	Football	\$2,087.46	\$0.00	\$ 0.00	\$0.00	\$0.00	\$2,087.46
	Group Total:	\$2,087.46	\$0.00	\$ 0.00	\$0.00	\$0.00	\$2,087.46
105	Baseball	\$0.00	\$0.00	\$ 0.00	\$0.00	\$0.00	\$0.00
	Group Total:	\$0.00	\$0.00	\$ 0.00	\$0.00	\$0.00	\$0.00
107	Annual	\$26,074.98	\$0.00	\$ 0.00	\$0.00	\$0.00	\$26,074.98
	Group Total:	\$26,074.98	\$0.00	\$ 0.00	\$0.00	\$0.00	\$26,074.98
109	Academic Team	\$2,338.85	\$0.00	\$ 0.00	\$0.00	\$0.00	\$2,338.85
	Group Total:	\$2,338.85	\$0.00	\$ 0.00	\$0.00	\$0.00	\$2,338.85
111	Beta	\$1,474.02	\$0.00	\$(3,654.84)	\$0.00	\$0.00	\$(2,180.82)
	Group Total:	\$1,474.02	\$0.00	\$(3,654.84)	\$0.00	\$0.00	\$(2,180.82)
112	Black Heritage	\$743.86	\$0.00	\$ 0.00	\$0.00	\$0.00	\$743.86
	Group Total:	\$743.86	\$0.00	\$ 0.00	\$0.00	\$0.00	\$743.86
113	Cheerleaders	\$57.08	\$0.00	\$ 0.00	\$0.00	\$0.00	\$57.08
	Group Total:	\$57.08	\$0.00	\$ 0.00	\$0.00	\$0.00	\$57.08
115	Chorus	\$8.19	\$0.00	\$ 0.00	\$0.00	\$0.00	\$8.19
	Group Total:	\$8.19	\$0.00	\$ 0.00	\$0.00	\$0.00	\$8.19
119	English	\$216.33	\$0.00	\$ 0.00	\$0.00	\$0.00	\$216.33
	Group Total:	\$216.33	\$0.00	\$ 0.00	\$0.00	\$0.00	\$216.33
120	Faculty Concession	\$154.74	\$0.00	\$(240.00)	\$0.00	\$0.00	\$(85.26)
	Group Total:	\$154.74	\$0.00	\$(240.00)	\$0.00	\$0.00	\$(85.26)
121	FFA	\$4,098.70	\$0.00	\$ 0.00	\$0.00	\$0.00	\$4,098.70
	Group Total:	\$4,098.70	\$0.00	\$ 0.00	\$0.00	\$0.00	\$4,098.70
122	FCCLA	\$0.00	\$0.00	\$(157.50)	\$0.00	\$0.00	\$(157.50)
	Group Total:	\$0.00	\$0.00	\$(157.50)	\$0.00	\$0.00	\$(157.50)
125	Family & Consumer Sciei	\$0.00	\$0.00	\$ 0.00	\$0.00	\$0.00	\$0.00
	Group Total:	\$0.00	\$0.00	\$ 0.00	\$0.00	\$0.00	\$0.00
129	Library	\$1,631.85	\$0.00	\$ 0.00	\$0.00	\$0.00	\$1,631.85
	Group Total:	\$1,631.85	\$0.00	\$ 0.00	\$0.00	\$0.00	\$1,631.85
131	Math	\$0.00	\$0.00	\$ 0.00	\$0.00	\$0.00	\$0.00
	Group Total:	\$0.00	\$0.00	\$ 0.00	\$0.00	\$0.00	\$0.00
132	Pep Club	\$2,301.17	\$0.00	\$ 0.00	\$0.00	\$0.00	\$2,301.17
	Group Total:	\$2,301.17	\$0.00	\$ 0.00	\$0.00	\$0.00	\$2,301.17
134	Prom	\$16,074.35	\$0.00	\$ 0.00	\$0.00	\$0.00	\$16,074.35

ALLEN COUNTY - SCOTTSVILLE HIGH
School Activity Fund
Financial Report

School Activity Fund Financial Report 24-25 school Year

From Date:	7/1/2024
To Date:	06/30/2025

<u>Acct</u>	<u>Activity Account</u>	<u>Beg. Bal.</u>	<u>Recpt/JV</u>	<u>Disb/JV</u>	<u>Transfer In</u>	<u>Transfer Out</u>	<u>End. Bal.</u>
	Group Total:	\$16,074.35	\$0.00	\$ 0.00	\$0.00	\$0.00	\$16,074.35
137	Science	\$583.45	\$0.00	\$(25.00)	\$0.00	\$0.00	\$558.45
	Group Total:	\$583.45	\$0.00	\$(25.00)	\$0.00	\$0.00	\$558.45
138	Seniors	\$0.00	\$0.00	\$ 0.00	\$0.00	\$0.00	\$0.00
	Group Total:	\$0.00	\$0.00	\$ 0.00	\$0.00	\$0.00	\$0.00
141	Spanish Club	\$194.39	\$0.00	\$ 0.00	\$0.00	\$0.00	\$194.39
	Group Total:	\$194.39	\$0.00	\$ 0.00	\$0.00	\$0.00	\$194.39
142	Spanish	\$36.43	\$0.00	\$ 0.00	\$0.00	\$0.00	\$36.43
	Group Total:	\$36.43	\$0.00	\$ 0.00	\$0.00	\$0.00	\$36.43
145	Special Education	\$0.00	\$0.00	\$ 0.00	\$0.00	\$0.00	\$0.00
	Group Total:	\$0.00	\$0.00	\$ 0.00	\$0.00	\$0.00	\$0.00
146	Track	\$66.46	\$0.00	\$ 0.00	\$0.00	\$0.00	\$66.46
	Group Total:	\$66.46	\$0.00	\$ 0.00	\$0.00	\$0.00	\$66.46
147	^Drivers Education	\$0.00	\$0.00	\$ 0.00	\$0.00	\$0.00	\$0.00
	Group Total:	\$0.00	\$0.00	\$ 0.00	\$0.00	\$0.00	\$0.00
150	Cross Country	\$712.69	\$0.00	\$ 0.00	\$0.00	\$0.00	\$712.69
	Group Total:	\$712.69	\$0.00	\$ 0.00	\$0.00	\$0.00	\$712.69
151	FCA	\$1,020.86	\$0.00	\$(113.61)	\$0.00	\$0.00	\$907.25
	Group Total:	\$1,020.86	\$0.00	\$(113.61)	\$0.00	\$0.00	\$907.25
153	Softball	\$377.09	\$0.00	\$(50.00)	\$0.00	\$0.00	\$327.09
	Group Total:	\$377.09	\$0.00	\$(50.00)	\$0.00	\$0.00	\$327.09
155	Tennis	\$156.41	\$0.00	\$ 0.00	\$0.00	\$0.00	\$156.41
	Group Total:	\$156.41	\$0.00	\$ 0.00	\$0.00	\$0.00	\$156.41
156	Literary Club	\$2,031.80	\$0.00	\$ 0.00	\$0.00	\$0.00	\$2,031.80
	Group Total:	\$2,031.80	\$0.00	\$ 0.00	\$0.00	\$0.00	\$2,031.80
158	Regional Tournament	\$4,090.00	\$0.00	\$(5,630.22)	\$0.00	\$0.00	\$(1,540.22)
	Group Total:	\$4,090.00	\$0.00	\$(5,630.22)	\$0.00	\$0.00	\$(1,540.22)
159	Student Concessions	\$2,926.54	\$0.00	\$ 0.00	\$0.00	\$0.00	\$2,926.54
	Group Total:	\$2,926.54	\$0.00	\$ 0.00	\$0.00	\$0.00	\$2,926.54
163	District Tournament	\$0.00	\$0.00	\$ 0.00	\$0.00	\$0.00	\$0.00
	Group Total:	\$0.00	\$0.00	\$ 0.00	\$0.00	\$0.00	\$0.00
167	Art Club	\$810.41	\$0.00	\$ 0.00	\$0.00	\$0.00	\$810.41
	Group Total:	\$810.41	\$0.00	\$ 0.00	\$0.00	\$0.00	\$810.41
173	Patriot Pride	\$1,626.34	\$0.00	\$ 0.00	\$0.00	\$0.00	\$1,626.34
	Group Total:	\$1,626.34	\$0.00	\$ 0.00	\$0.00	\$0.00	\$1,626.34
175	GIRLS Volleyball	\$4,501.48	\$0.00	\$ 0.00	\$0.00	\$0.00	\$4,501.48
	Group Total:	\$4,501.48	\$0.00	\$ 0.00	\$0.00	\$0.00	\$4,501.48
177	Athletic Director	\$1,793.26	\$0.00	\$ 0.00	\$0.00	\$0.00	\$1,793.26
	Group Total:	\$1,793.26	\$0.00	\$ 0.00	\$0.00	\$0.00	\$1,793.26
178	Guidance	\$1,328.44	\$0.00	\$ 0.00	\$0.00	\$0.00	\$1,328.44
	Group Total:	\$1,328.44	\$0.00	\$ 0.00	\$0.00	\$0.00	\$1,328.44

School Activity Fund

Financial Report

School Activity Fund Financial Report 24-25 school Year

From Date: 7/1/2024

To Date: 06/30/2025

Acct	Activity Account	Beq. Bal.	Recpt/JV	Disb/JV	Transfer In	Transfer Out	End. Bal.
181	History Club	\$935.82	\$0.00	\$ 0.00	\$0.00	\$0.00	\$935.82
	Group Total:	\$935.82	\$0.00	\$ 0.00	\$0.00	\$0.00	\$935.82
183	Associate Athletics	\$283.41	\$0.00	\$ 0.00	\$0.00	\$0.00	\$283.41
	Group Total:	\$283.41	\$0.00	\$ 0.00	\$0.00	\$0.00	\$283.41
185	Drama	\$7,512.72	\$0.00	\$ 0.00	\$0.00	\$0.00	\$7,512.72
	Group Total:	\$7,512.72	\$0.00	\$ 0.00	\$0.00	\$0.00	\$7,512.72
187	Science Olympiad	\$29.04	\$0.00	\$ 0.00	\$0.00	\$0.00	\$29.04
	Group Total:	\$29.04	\$0.00	\$ 0.00	\$0.00	\$0.00	\$29.04
191	Faculty Flower Fund	\$102.28	\$0.00	\$ 0.00	\$0.00	\$0.00	\$102.28
	Group Total:	\$102.28	\$0.00	\$ 0.00	\$0.00	\$0.00	\$102.28
193	Swim	\$1,264.76	\$0.00	\$ 0.00	\$0.00	\$0.00	\$1,264.76
	Group Total:	\$1,264.76	\$0.00	\$ 0.00	\$0.00	\$0.00	\$1,264.76
195	ROTC	\$14,167.73	\$0.00	\$ 0.00	\$0.00	\$0.00	\$14,167.73
	Group Total:	\$14,167.73	\$0.00	\$ 0.00	\$0.00	\$0.00	\$14,167.73
197	Fishing Team	\$17.93	\$0.00	\$ 0.00	\$0.00	\$0.00	\$17.93
	Group Total:	\$17.93	\$0.00	\$ 0.00	\$0.00	\$0.00	\$17.93
198	Greenhouse/Floral	\$14,532.45	\$0.00	\$ 0.00	\$0.00	\$0.00	\$14,532.45
	Group Total:	\$14,532.45	\$0.00	\$ 0.00	\$0.00	\$0.00	\$14,532.45
199	Ag. Shop	\$9,603.30	\$0.00	\$ 0.00	\$0.00	\$0.00	\$9,603.30
	Group Total:	\$9,603.30	\$0.00	\$ 0.00	\$0.00	\$0.00	\$9,603.30
201	Musical/Performing Arts	\$14,478.41	\$0.00	\$ 0.00	\$0.00	\$0.00	\$14,478.41
	Group Total:	\$14,478.41	\$0.00	\$ 0.00	\$0.00	\$0.00	\$14,478.41
205	Soccer	\$0.00	\$0.00	\$ 0.00	\$0.00	\$0.00	\$0.00
	Group Total:	\$0.00	\$0.00	\$ 0.00	\$0.00	\$0.00	\$0.00
206	Art Department	\$5.12	\$0.00	\$ 0.00	\$0.00	\$0.00	\$5.12
	Group Total:	\$5.12	\$0.00	\$ 0.00	\$0.00	\$0.00	\$5.12
207	Boys Golf	\$150.00	\$0.00	\$ 0.00	\$0.00	\$0.00	\$150.00
	Group Total:	\$150.00	\$0.00	\$ 0.00	\$0.00	\$0.00	\$150.00
208	Girls Golf	\$3,458.72	\$0.00	\$ 0.00	\$0.00	\$0.00	\$3,458.72
	Group Total:	\$3,458.72	\$0.00	\$ 0.00	\$0.00	\$0.00	\$3,458.72
209	Archery Club	\$1,584.20	\$0.00	\$ 0.00	\$0.00	\$0.00	\$1,584.20
	Group Total:	\$1,584.20	\$0.00	\$ 0.00	\$0.00	\$0.00	\$1,584.20
211	Environmental Club	\$2,254.35	\$0.00	\$ 0.00	\$0.00	\$0.00	\$2,254.35
	Group Total:	\$2,254.35	\$0.00	\$ 0.00	\$0.00	\$0.00	\$2,254.35
213	DAF Instruction-Sweep	\$0.00	\$0.00	\$ 0.00	\$0.00	\$0.00	\$0.00
	Group Total:	\$0.00	\$0.00	\$ 0.00	\$0.00	\$0.00	\$0.00
214	DAF Athletics-Sweep	\$0.00	\$0.00	\$ 0.00	\$0.00	\$0.00	\$0.00
	Group Total:	\$0.00	\$0.00	\$ 0.00	\$0.00	\$0.00	\$0.00
216	ACSHS Class Night	\$1,204.07	\$0.00	\$ 0.00	\$0.00	\$0.00	\$1,204.07
	Group Total:	\$1,204.07	\$0.00	\$ 0.00	\$0.00	\$0.00	\$1,204.07
217	21st CCLC	\$29.78	\$0.00	\$ 0.00	\$0.00	\$0.00	\$29.78

ALLEN COUNTY - SCOTTSVILLE HIGH
School Activity Fund
Financial Report

School Activity Fund Financial Report 24-25 school Year

From Date:	7/1/2024
To Date:	06/30/2025

<u>Acct</u>	<u>Activity Account</u>	<u>Beg. Bal.</u>	<u>Recpt/JV</u>	<u>Disb/JV</u>	<u>Transfer In</u>	<u>Transfer Out</u>	<u>End. Bal.</u>
	Group Total:	\$29.78	\$0.00	\$ 0.00	\$0.00	\$0.00	\$29.78
218	Auto Mechanics	\$2,177.51	\$0.00	\$ 0.00	\$0.00	\$0.00	\$2,177.51
	Group Total:	\$2,177.51	\$0.00	\$ 0.00	\$0.00	\$0.00	\$2,177.51
219	DECA	\$4,510.00	\$0.00	\$ 0.00	\$0.00	\$0.00	\$4,510.00
	Group Total:	\$4,510.00	\$0.00	\$ 0.00	\$0.00	\$0.00	\$4,510.00
220	Drafting	\$0.00	\$0.00	\$ 0.00	\$0.00	\$0.00	\$0.00
	Group Total:	\$0.00	\$0.00	\$ 0.00	\$0.00	\$0.00	\$0.00
221	FBLA	\$305.25	\$0.00	\$ 0.00	\$0.00	\$0.00	\$305.25
	Group Total:	\$305.25	\$0.00	\$ 0.00	\$0.00	\$0.00	\$305.25
222	HOSA	\$1,028.89	\$0.00	\$ 0.00	\$0.00	\$0.00	\$1,028.89
	Group Total:	\$1,028.89	\$0.00	\$ 0.00	\$0.00	\$0.00	\$1,028.89
223	Industrial Maintenance	\$1,325.28	\$0.00	\$ 0.00	\$0.00	\$0.00	\$1,325.28
	Group Total:	\$1,325.28	\$0.00	\$ 0.00	\$0.00	\$0.00	\$1,325.28
224	Patriot Printing Press	\$1,147.02	\$0.00	\$ 0.00	\$0.00	\$0.00	\$1,147.02
	Group Total:	\$1,147.02	\$0.00	\$ 0.00	\$0.00	\$0.00	\$1,147.02
225	Skills USA	\$899.51	\$0.00	\$(900.00)	\$0.00	\$0.00	(\$0.49)
	Group Total:	\$899.51	\$0.00	\$(900.00)	\$0.00	\$0.00	(\$0.49)
226	Welding	\$2,551.11	\$0.00	\$ 0.00	\$0.00	\$0.00	\$2,551.11
	Group Total:	\$2,551.11	\$0.00	\$ 0.00	\$0.00	\$0.00	\$2,551.11
227	Patriot Designs	\$209.00	\$0.00	\$ 0.00	\$0.00	\$0.00	\$209.00
	Group Total:	\$209.00	\$0.00	\$ 0.00	\$0.00	\$0.00	\$209.00
229	Student Government Ass	\$1,192.91	\$0.00	\$ 0.00	\$0.00	\$0.00	\$1,192.91
	Group Total:	\$1,192.91	\$0.00	\$ 0.00	\$0.00	\$0.00	\$1,192.91
230	Mock trial Team	\$552.22	\$0.00	\$ 0.00	\$0.00	\$0.00	\$552.22
	Group Total:	\$552.22	\$0.00	\$ 0.00	\$0.00	\$0.00	\$552.22
231	MSD	\$621.00	\$0.00	\$ 0.00	\$0.00	\$0.00	\$621.00
	Group Total:	\$621.00	\$0.00	\$ 0.00	\$0.00	\$0.00	\$621.00
232	Engineering Design	\$695.52	\$0.00	\$ 0.00	\$0.00	\$0.00	\$695.52
	Group Total:	\$695.52	\$0.00	\$ 0.00	\$0.00	\$0.00	\$695.52
233	Technology Student Assc	\$0.00	\$0.00	\$ 0.00	\$0.00	\$0.00	\$0.00
	Group Total:	\$0.00	\$0.00	\$ 0.00	\$0.00	\$0.00	\$0.00
234	Commentary Club	\$225.00	\$0.00	\$ 0.00	\$0.00	\$0.00	\$225.00
	Group Total:	\$225.00	\$0.00	\$ 0.00	\$0.00	\$0.00	\$225.00
235	GIRLS SOCCER	\$180.00	\$0.00	\$ 0.00	\$0.00	\$0.00	\$180.00
	Group Total:	\$180.00	\$0.00	\$ 0.00	\$0.00	\$0.00	\$180.00
236	BOYS SOCCER	\$250.00	\$0.00	\$ 0.00	\$0.00	\$0.00	\$250.00
	Group Total:	\$250.00	\$0.00	\$ 0.00	\$0.00	\$0.00	\$250.00
237	MARKETING	\$671.46	\$0.00	\$ 0.00	\$0.00	\$0.00	\$671.46
	Group Total:	\$671.46	\$0.00	\$ 0.00	\$0.00	\$0.00	\$671.46
238	START-UP	\$0.00	\$0.00	\$ 0.00	\$0.00	\$0.00	\$0.00
	Group Total:	\$0.00	\$0.00	\$ 0.00	\$0.00	\$0.00	\$0.00



ALLEN COUNTY - SCOTTSVILLE HIGH
School Activity Fund
Financial Report

School Activity Fund Financial Report 24-25 school Year

From Date:	7/1/2024
To Date:	06/30/2025

<u>Acct</u>	<u>Activity Account</u>	<u>Beg. Bal.</u>	<u>Recpt/JV</u>	<u>Disb/JV</u>	<u>Transfer In</u>	<u>Transfer Out</u>	<u>End. Bal.</u>
239	Culinary	\$278.95	\$0.00	\$ 0.00	\$0.00	\$0.00	\$278.95
	Group Total:	\$278.95	\$0.00	\$ 0.00	\$0.00	\$0.00	\$278.95
240	Educator's Rising	\$205.00	\$0.00	\$ 0.00	\$0.00	\$0.00	\$205.00
	Group Total:	\$205.00	\$0.00	\$ 0.00	\$0.00	\$0.00	\$205.00
241	Patriot Place	\$5,442.36	\$0.00	\$ 0.00	\$0.00	\$0.00	\$5,442.36
	Group Total:	\$5,442.36	\$0.00	\$ 0.00	\$0.00	\$0.00	\$5,442.36
242	Badminton Club	\$77.79	\$0.00	\$ 0.00	\$0.00	\$0.00	\$77.79
	Group Total:	\$77.79	\$0.00	\$ 0.00	\$0.00	\$0.00	\$77.79
243	Patriot Academy	\$0.00	\$0.00	\$ 0.00	\$0.00	\$0.00	\$0.00
	Group Total:	\$0.00	\$0.00	\$ 0.00	\$0.00	\$0.00	\$0.00
244	BOYS VOLLEYBALL	\$0.00	\$0.00	\$(375.00)	\$0.00	\$0.00	\$(375.00)
	Group Total:	\$0.00	\$0.00	\$(375.00)	\$0.00	\$0.00	\$(375.00)
<hr/>							
Grand Total:		\$263,211.32	\$0.00	\$(11,441.93)	\$0.00	\$0.00	\$251,769.39

I have reviewed the above ledger report and attached reports for the current month. I find them accurate and complete to the best of my knowledge.

Bookkeeper:  Date: 7/8/25
 Principal:  Date: 7/8/25

Bank Reconciliation Report

Checking Account

992

Date From 7/1/2024

Date to 06/30/2025

Ending Balance on Statement Dated : 06/30/2025	\$274,787.24
Outstanding Deposits (Bank Deposits) -> +	\$0.00
Less Outstanding Checks:	\$11,575.92
Cash Balance as of : 06/30/2025	\$263,211.32 ***

Cash Balance for Checking as of 7/1/2024	\$214,532.17
Add: Total Deposits (Bank Deposits):	\$370,675.11
Less: Total Checks and Withdrawals:	(\$321,995.96)
Computer Cash Balance as of : 06/30/2025	\$263,211.32 ***

Summary of Asset Accounts

Account Name	Begin Bal	Recpt/JV	Disb/JV	Transfer	End Bal.
990 Petty Cash	\$0.00	\$0.00	\$0.00	\$0.00	\$0.00
991 Cash on Hand	\$0.00	\$355,160.55	\$0.00	(\$355,160.55)	\$0.00
992 Checking	\$214,532.17	\$15,514.56	(\$321,995.96)	\$355,160.55	\$263,211.32 ***
993 Savings	\$0.00	\$0.00	\$0.00	\$0.00	\$0.00
994 Investments	\$0.00	\$0.00	\$0.00	\$0.00	\$0.00
Grand Total	\$214,532.17	\$370,675.11	(\$321,995.96)	\$0.00	\$263,211.32

I have reviewed the above ledger report and attached reports for the current month. I find them accurate and complete to the best of my knowledge.

Bookkeeper:

Date:

Principal:

Date: 7/8/25

*** Entries Must Match