

CAMPBELLVILLE HIGH SCHOOL
School Activity Fund
Financial Report

JUNE '25

From Date:	6/1/2025
To Date:	06/30/2025

	Beg. Bal.	Recpt/JV	Disb/JV	Trans In.	Trans Out.	End. Bal
991 Cash on Hand	\$0.00	\$9,006.45	\$0.00	\$0.00	(\$9,006.45)	\$0.00
* 992 Checking	\$64,733.54	\$213.87	\$(17,462.12)	\$9,006.45	\$0.00	\$56,491.74
	<u>\$64,733.54</u>	<u>\$9,220.32</u>	<u>\$(17,462.12)</u>	<u>\$9,006.45</u>	<u>(\$9,006.45)</u>	<u>\$56,491.74 *</u>


Beginning Ledger Balance:	\$64,733.54
Add: Receipts + Transfer In:	<u>\$18,226.77</u>
Sub-Total:	\$82,960.31
Less: Expenditures + Trans Out	(\$26,468.57)
Ending Ledger Balance *	<u>\$56,491.74</u>

Balance per Bank Statement:	\$73,919.66
Ending Balance Other GL Accounts:	\$0.00
Add: Deposits in Transit:	<u>\$0.00</u>
Sub Total:	\$73,919.66
Less Outstanding Checks	\$17,427.92
Actual Cash Balance *	<u>\$56,491.74</u>

* These three numbers must agree.

The above information is a true statement of the financial condition of the various activity accounts of this school.

Principal



Central Fund Treasurer

Date


Date

CAMPBELLVILLE HIGH SCHOOL
School Activity Fund
Financial Report

From Date:	6/1/2025
To Date:	06/30/2025

<u>Acct</u>	<u>Activity Account</u>	<u>Beg. Bal.</u>	<u>Recpt/JV</u>	<u>Disb/JV</u>	<u>Transfer In</u>	<u>Transfer Out</u>	<u>End. Bal.</u>
703	PROJECT GRAD	(\$432.97)	\$515.00	\$ 0.00	\$0.00	\$(82.03)	\$0.00
	Group Total:	(\$432.97)	\$515.00	\$ 0.00	\$0.00	\$(82.03)	\$0.00
721	CLASS OF 2021	\$0.00	\$0.00	\$ 0.00	\$0.00	\$0.00	\$0.00
	Group Total:	\$0.00	\$0.00	\$ 0.00	\$0.00	\$0.00	\$0.00
722	CLASS OF 2022	\$0.01	\$0.00	\$ 0.00	\$0.00	\$0.00	\$0.01
	Group Total:	\$0.01	\$0.00	\$ 0.00	\$0.00	\$0.00	\$0.01
723	CLASS OF 2024	\$4.84	\$0.00	\$ 0.00	\$0.00	\$(4.84)	\$0.00
	Group Total:	\$4.84	\$0.00	\$ 0.00	\$0.00	\$(4.84)	\$0.00
800	ANN FRAME	\$0.00	\$0.00	\$ 0.00	\$0.00	\$0.00	\$0.00
	Group Total:	\$0.00	\$0.00	\$ 0.00	\$0.00	\$0.00	\$0.00
801	CLASS OF 2025	\$205.04	\$0.00	\$(199.90)	\$0.00	\$0.00	\$5.14
	Group Total:	\$205.04	\$0.00	\$(199.90)	\$0.00	\$0.00	\$5.14
802	CLASS OF 2026	\$22.55	\$0.00	\$ 0.00	\$0.00	\$0.00	\$22.55
	Group Total:	\$22.55	\$0.00	\$ 0.00	\$0.00	\$0.00	\$22.55
Grand Total:		\$64,733.54	\$9,219.32	\$(17,462.12)	\$14,193.26	\$(14,193.26)	\$56,490.74

I have reviewed the above ledger report and attached reports for the current month. I find them accurate and complete to the best of my knowledge.


Bookkeeper:  Date: __/__/__

Principal: _____ Date: __/__/__

School Activity Fund

Financial Report

From Date: 6/1/2025
To Date: 06/30/2025



Acct	Activity Account	Beq. Bal.	Recpt/JV	Disb/JV	Transfer In	Transfer Out	End. Bal.
100	GENERAL FUND	\$2,390.46	\$213.87	\$(705.76)	\$0.00	\$(1,310.30)	\$588.27
	Group Total:	\$2,390.46	\$213.87	\$(705.76)	\$0.00	\$(1,310.30)	\$588.27
101	GOOD BEHAVIOR AWA	\$0.00	\$0.00	\$ 0.00	\$0.00	\$0.00	\$0.00
	Group Total:	\$0.00	\$0.00	\$ 0.00	\$0.00	\$0.00	\$0.00
102	PICTURES	\$0.00	\$0.00	\$ 0.00	\$0.00	\$0.00	\$0.00
	Group Total:	\$0.00	\$0.00	\$ 0.00	\$0.00	\$0.00	\$0.00
103	TEXTBOOK	\$98.36	\$0.00	\$ 0.00	\$0.00	\$0.00	\$98.36
	Group Total:	\$98.36	\$0.00	\$ 0.00	\$0.00	\$0.00	\$98.36
105	CREDIT RECOVERY	\$0.00	\$0.00	\$ 0.00	\$0.00	\$0.00	\$0.00
	Group Total:	\$0.00	\$0.00	\$ 0.00	\$0.00	\$0.00	\$0.00
107	FIELD TRIPS	\$0.00	\$0.00	\$ 0.00	\$0.00	\$0.00	\$0.00
	Group Total:	\$0.00	\$0.00	\$ 0.00	\$0.00	\$0.00	\$0.00
201	STAFF SNACKS AND DI	\$13.91	\$0.00	\$ 0.00	\$0.00	\$0.00	\$13.91
	Group Total:	\$13.91	\$0.00	\$ 0.00	\$0.00	\$0.00	\$13.91
203	STAFF FUND	\$51.26	\$0.00	\$ 0.00	\$0.00	\$0.00	\$51.26
	Group Total:	\$51.26	\$0.00	\$ 0.00	\$0.00	\$0.00	\$51.26
210	CULINARY/FOODS	\$(609.35)	\$370.00	\$(173.32)	\$657.37	\$0.00	\$244.70
	Group Total:	\$(609.35)	\$370.00	\$(173.32)	\$657.37	\$0.00	\$244.70
220	ESPORTS	\$217.00	\$0.00	\$ 0.00	\$0.00	\$0.00	\$217.00
	Group Total:	\$217.00	\$0.00	\$ 0.00	\$0.00	\$0.00	\$217.00
298	FFA RODEO	\$3,865.91	\$0.00	\$ 0.00	\$0.00	\$(3,715.91)	\$150.00
	Group Total:	\$3,865.91	\$0.00	\$ 0.00	\$0.00	\$(3,715.91)	\$150.00
299	FFA	\$(238.39)	\$120.00	\$(3,935.70)	\$4,054.09	\$0.00	\$0.00
	Group Total:	\$(238.39)	\$120.00	\$(3,935.70)	\$4,054.09	\$0.00	\$0.00
300	HONOR SOCIETY	\$183.46	\$0.00	\$(140.42)	\$0.00	\$0.00	\$43.04
	Group Total:	\$183.46	\$0.00	\$(140.42)	\$0.00	\$0.00	\$43.04
301	ACADEMIC TEAM	\$0.00	\$0.00	\$ 0.00	\$0.00	\$0.00	\$0.00
	Group Total:	\$0.00	\$0.00	\$ 0.00	\$0.00	\$0.00	\$0.00
302	GIFTED AND TALENTEI	\$0.53	\$0.00	\$ 0.00	\$0.00	\$0.00	\$0.53
	Group Total:	\$0.53	\$0.00	\$ 0.00	\$0.00	\$0.00	\$0.53
303	gLOBAL EXPLORERS	\$0.00	\$0.00	\$ 0.00	\$0.00	\$0.00	\$0.00
	Group Total:	\$0.00	\$0.00	\$ 0.00	\$0.00	\$0.00	\$0.00
304	FCA	\$150.79	\$0.00	\$ 0.00	\$0.00	\$0.00	\$150.79
	Group Total:	\$150.79	\$0.00	\$ 0.00	\$0.00	\$0.00	\$150.79
305	BAND	\$1,399.75	\$0.00	\$ 0.00	\$0.00	\$(338.18)	\$1,061.57
	Group Total:	\$1,399.75	\$0.00	\$ 0.00	\$0.00	\$(338.18)	\$1,061.57
306	FCS CLASS ACCT	\$0.00	\$0.00	\$ 0.00	\$0.00	\$0.00	\$0.00
	Group Total:	\$0.00	\$0.00	\$ 0.00	\$0.00	\$0.00	\$0.00
307	PEP CLUB	\$14.00	\$0.00	\$ 0.00	\$0.00	\$0.00	\$14.00
	Group Total:	\$14.00	\$0.00	\$ 0.00	\$0.00	\$0.00	\$14.00
308	KYA	\$0.00	\$0.00	\$ 0.00	\$0.00	\$0.00	\$0.00

School Activity Fund

Financial Report

From Date: 6/1/2025

To Date: 06/30/2025

Acct	Activity Account	Beq. Bal.	Recpt/JV	Disb/JV	Transfer In	Transfer Out	End. Bal.
	Group Total:	\$0.00	\$0.00	\$ 0.00	\$0.00	\$0.00	\$0.00
309	Y CLUB	\$0.00	\$0.00	\$ 0.00	\$0.00	\$0.00	\$0.00
	Group Total:	\$0.00	\$0.00	\$ 0.00	\$0.00	\$0.00	\$0.00
310	FFA	\$95.01	\$0.00	\$ 0.00	\$0.00	\$0.00	\$95.01
	Group Total:	\$95.01	\$0.00	\$ 0.00	\$0.00	\$0.00	\$95.01
311	STUDENT COUNCIL	\$87.80	\$0.00	\$ 0.00	\$0.00	\$0.00	\$87.80
	Group Total:	\$87.80	\$0.00	\$ 0.00	\$0.00	\$0.00	\$87.80
312	BETA	\$0.00	\$0.00	\$ 0.00	\$0.00	\$0.00	\$0.00
	Group Total:	\$0.00	\$0.00	\$ 0.00	\$0.00	\$0.00	\$0.00
315	NATIONAL HONOR ART	\$327.77	\$0.00	\$ 0.00	\$0.00	\$0.00	\$327.77
	Group Total:	\$327.77	\$0.00	\$ 0.00	\$0.00	\$0.00	\$327.77
316	FCCLA	(\$652.93)	\$550.00	\$ 0.00	\$652.93	\$0.00	\$550.00
	Group Total:	(\$652.93)	\$550.00	\$ 0.00	\$652.93	\$0.00	\$550.00
317	DRAMA CLUB	\$0.00	\$0.00	\$ 0.00	\$0.00	\$0.00	\$0.00
	Group Total:	\$0.00	\$0.00	\$ 0.00	\$0.00	\$0.00	\$0.00
320	AGRICULTURE	\$0.00	\$0.00	\$ 0.00	\$0.00	\$0.00	\$0.00
	Group Total:	\$0.00	\$0.00	\$ 0.00	\$0.00	\$0.00	\$0.00
325	GREENHOUSE	\$0.00	\$0.00	\$ 0.00	\$0.00	\$0.00	\$0.00
	Group Total:	\$0.00	\$0.00	\$ 0.00	\$0.00	\$0.00	\$0.00
350	WRESTLING	\$873.00	\$0.00	\$ 0.00	\$0.00	\$0.00	\$873.00
	Group Total:	\$873.00	\$0.00	\$ 0.00	\$0.00	\$0.00	\$873.00
400	FMD CLASS	\$87.62	\$0.00	\$ 0.00	\$0.00	\$0.00	\$87.62
	Group Total:	\$87.62	\$0.00	\$ 0.00	\$0.00	\$0.00	\$87.62
401	STLP	\$106.08	\$0.00	\$ 0.00	\$0.00	\$0.00	\$106.08
	Group Total:	\$106.08	\$0.00	\$ 0.00	\$0.00	\$0.00	\$106.08
402	PERFORMING ARTS	\$2,196.86	\$0.00	\$ 0.00	\$0.00	\$0.00	\$2,196.86
	Group Total:	\$2,196.86	\$0.00	\$ 0.00	\$0.00	\$0.00	\$2,196.86
415	EAGLE KROGER	\$0.00	\$0.00	\$ 0.00	\$0.00	\$0.00	\$0.00
	Group Total:	\$0.00	\$0.00	\$ 0.00	\$0.00	\$0.00	\$0.00
500	ATHLETICS	(\$538.75)	\$2,998.69	\$ 0.00	\$0.00	\$(660.04)	\$1,799.90
	Group Total:	(\$538.75)	\$2,998.69	\$ 0.00	\$0.00	\$(660.04)	\$1,799.90
501	BOYS BASKETBALL	\$2,815.28	\$1,270.00	\$(680.00)	\$0.00	\$0.00	\$3,405.28
	Group Total:	\$2,815.28	\$1,270.00	\$(680.00)	\$0.00	\$0.00	\$3,405.28
502	GIRLS BASKETBALL	\$5,216.90	\$460.00	\$(5,666.17)	\$0.00	\$0.00	\$10.73
	Group Total:	\$5,216.90	\$460.00	\$(5,666.17)	\$0.00	\$0.00	\$10.73
503	FOOTBALL	\$1,733.26	\$445.26	\$(130.85)	\$0.00	\$0.00	\$2,047.67
	Group Total:	\$1,733.26	\$445.26	\$(130.85)	\$0.00	\$0.00	\$2,047.67
504	TENNIS	\$97.39	\$0.00	\$ 0.00	\$0.00	\$0.00	\$97.39
	Group Total:	\$97.39	\$0.00	\$ 0.00	\$0.00	\$0.00	\$97.39
505	BOYS GOLF	\$383.65	\$0.00	\$ 0.00	\$0.00	\$0.00	\$383.65
	Group Total:	\$383.65	\$0.00	\$ 0.00	\$0.00	\$0.00	\$383.65

School Activity Fund

Financial Report

From Date:	6/1/2025
To Date:	06/30/2025

Acct	Activity Account	Beg. Bal.	Recpt/JV	Disb/JV	Transfer In	Transfer Out	End. Bal.
506	VOLLEYBALL	\$2,979.80	\$0.00	\$(100.00)	\$0.00	\$0.00	\$2,879.80
	Group Total:	\$2,979.80	\$0.00	\$(100.00)	\$0.00	\$0.00	\$2,879.80
507	FISHING TEAM	\$8,678.58	\$0.00	\$ 0.00	\$0.00	\$0.00	\$8,678.58
	Group Total:	\$8,678.58	\$0.00	\$ 0.00	\$0.00	\$0.00	\$8,678.58
508	TRACK	\$445.53	\$100.00	\$(985.57)	\$440.04	\$0.00	\$0.00
	Group Total:	\$445.53	\$100.00	\$(985.57)	\$440.04	\$0.00	\$0.00
509	CROSSCOUNTRY	\$35.34	\$0.00	\$ 0.00	\$0.00	\$0.00	\$35.34
	Group Total:	\$35.34	\$0.00	\$ 0.00	\$0.00	\$0.00	\$35.34
510	BOWLING TEAM	\$(220.00)	\$0.00	\$ 0.00	\$220.00	\$0.00	\$0.00
	Group Total:	\$(220.00)	\$0.00	\$ 0.00	\$220.00	\$0.00	\$0.00
511	BASEBALL	\$(2.31)	\$610.00	\$(1,696.08)	\$1,088.39	\$0.00	\$0.00
	Group Total:	\$(2.31)	\$610.00	\$(1,696.08)	\$1,088.39	\$0.00	\$0.00
512	SOFTBALL	\$1,630.73	\$0.00	\$(1,538.85)	\$0.00	\$0.00	\$91.88
	Group Total:	\$1,630.73	\$0.00	\$(1,538.85)	\$0.00	\$0.00	\$91.88
513	SWIM TEAM	\$5,637.57	\$0.00	\$ 0.00	\$0.00	\$(2,828.57)	\$2,809.00
	Group Total:	\$5,637.57	\$0.00	\$ 0.00	\$0.00	\$(2,828.57)	\$2,809.00
514	SOCCER	\$3,369.22	\$12.00	\$ 0.00	\$0.00	\$0.00	\$3,381.22
	Group Total:	\$3,369.22	\$12.00	\$ 0.00	\$0.00	\$0.00	\$3,381.22
515	CHEERLEADERS	\$(2,653.02)	\$0.00	\$ 0.00	\$2,653.02	\$0.00	\$0.00
	Group Total:	\$(2,653.02)	\$0.00	\$ 0.00	\$2,653.02	\$0.00	\$0.00
516	ALL A EVENTS	\$0.00	\$0.00	\$ 0.00	\$0.00	\$0.00	\$0.00
	Group Total:	\$0.00	\$0.00	\$ 0.00	\$0.00	\$0.00	\$0.00
517	HEARTLAND CONFERE	\$1,793.50	\$0.00	\$ 0.00	\$0.00	\$0.00	\$1,793.50
	Group Total:	\$1,793.50	\$0.00	\$ 0.00	\$0.00	\$0.00	\$1,793.50
518	ATHLETIC SPECIAL EVI	\$0.00	\$0.00	\$ 0.00	\$0.00	\$0.00	\$0.00
	Group Total:	\$0.00	\$0.00	\$ 0.00	\$0.00	\$0.00	\$0.00
519	YOUTH FOOTBALL	\$0.45	\$0.00	\$ 0.00	\$0.00	\$0.00	\$0.45
	Group Total:	\$0.45	\$0.00	\$ 0.00	\$0.00	\$0.00	\$0.45
520	PURPLE PRIDE CLUB	\$24,764.22	\$0.00	\$ 0.00	\$0.00	\$(3,604.21)	\$21,160.01
	Group Total:	\$24,764.22	\$0.00	\$ 0.00	\$0.00	\$(3,604.21)	\$21,160.01
521	20th dISTRICT EVENTS	\$0.00	\$0.00	\$ 0.00	\$0.00	\$0.00	\$0.00
	Group Total:	\$0.00	\$0.00	\$ 0.00	\$0.00	\$0.00	\$0.00
522	ATHLETIC SWEEP ACC	\$(3,604.21)	\$0.00	\$ 0.00	\$3,604.21	\$(708.75)	\$(708.75)
	Group Total:	\$(3,604.21)	\$0.00	\$ 0.00	\$3,604.21	\$(708.75)	\$(708.75)
523	CLASS OF 2023	\$50.00	\$0.00	\$ 0.00	\$0.00	\$0.00	\$50.00
	Group Total:	\$50.00	\$0.00	\$ 0.00	\$0.00	\$0.00	\$50.00
524	HALL OF FAME	\$68.62	\$0.00	\$ 0.00	\$0.00	\$0.00	\$68.62
	Group Total:	\$68.62	\$0.00	\$ 0.00	\$0.00	\$0.00	\$68.62
525	ATHLETIC TRAINING	\$18.56	\$0.00	\$ 0.00	\$0.00	\$0.00	\$18.56
	Group Total:	\$18.56	\$0.00	\$ 0.00	\$0.00	\$0.00	\$18.56
526	ARBITER	\$(708.75)	\$0.00	\$ 0.00	\$708.75	\$0.00	\$0.00

School Activity Fund

Financial Report

From Date:	6/1/2025
To Date:	06/30/2025

Acct	Activity Account	Beg. Bal.	Recpt/JV	Disb/JV	Transfer In	Transfer Out	End. Bal.
	Group Total:	(\$708.75)	\$0.00	\$ 0.00	\$708.75	\$0.00	\$0.00
531	START UP ACCOUNT	\$0.00	\$0.00	\$ 0.00	\$0.00	\$0.00	\$0.00
	Group Total:	\$0.00	\$0.00	\$ 0.00	\$0.00	\$0.00	\$0.00
551	BOYS BSKTBALL FUND	\$0.00	\$0.00	\$ 0.00	\$0.00	\$0.00	\$0.00
	Group Total:	\$0.00	\$0.00	\$ 0.00	\$0.00	\$0.00	\$0.00
552	GIRLS BSKTBALL FUNC	\$0.00	\$0.00	\$ 0.00	\$0.00	\$0.00	\$0.00
	Group Total:	\$0.00	\$0.00	\$ 0.00	\$0.00	\$0.00	\$0.00
553	FOOTBALL FUNDRAISE	\$0.00	\$0.00	\$ 0.00	\$0.00	\$0.00	\$0.00
	Group Total:	\$0.00	\$0.00	\$ 0.00	\$0.00	\$0.00	\$0.00
556	VOLLEYBALL FUNDRAI	\$0.00	\$0.00	\$ 0.00	\$0.00	\$0.00	\$0.00
	Group Total:	\$0.00	\$0.00	\$ 0.00	\$0.00	\$0.00	\$0.00
561	BASEBALL FUNDRAISE	\$0.00	\$0.00	\$ 0.00	\$0.00	\$0.00	\$0.00
	Group Total:	\$0.00	\$0.00	\$ 0.00	\$0.00	\$0.00	\$0.00
562	SOFTBALL FUNDRAISE	\$0.00	\$0.00	\$ 0.00	\$0.00	\$0.00	\$0.00
	Group Total:	\$0.00	\$0.00	\$ 0.00	\$0.00	\$0.00	\$0.00
564	SOCCER FUNDRAISER	\$0.00	\$0.00	\$ 0.00	\$0.00	\$0.00	\$0.00
	Group Total:	\$0.00	\$0.00	\$ 0.00	\$0.00	\$0.00	\$0.00
565	GIRLS GOLF	\$0.00	\$0.00	\$ 0.00	\$0.00	\$0.00	\$0.00
	Group Total:	\$0.00	\$0.00	\$ 0.00	\$0.00	\$0.00	\$0.00
589	BASKETBALL CONCES	\$0.00	\$0.00	\$ 0.00	\$0.00	\$0.00	\$0.00
	Group Total:	\$0.00	\$0.00	\$ 0.00	\$0.00	\$0.00	\$0.00
590	SOFTBALL CONCESSIC	\$0.00	\$0.00	\$ 0.00	\$0.00	\$0.00	\$0.00
	Group Total:	\$0.00	\$0.00	\$ 0.00	\$0.00	\$0.00	\$0.00
591	BASEBALL CONCESSIC	\$912.84	\$0.00	\$ 0.00	\$0.00	\$(912.84)	\$0.00
	Group Total:	\$912.84	\$0.00	\$ 0.00	\$0.00	\$(912.84)	\$0.00
592	VOLLEYBALL CONCES	\$0.00	\$0.00	\$ 0.00	\$0.00	\$0.00	\$0.00
	Group Total:	\$0.00	\$0.00	\$ 0.00	\$0.00	\$0.00	\$0.00
593	SOCCER CONCESSION	\$0.00	\$0.00	\$ 0.00	\$0.00	\$0.00	\$0.00
	Group Total:	\$0.00	\$0.00	\$ 0.00	\$0.00	\$0.00	\$0.00
600	YEARBOOK	\$206.07	\$0.00	\$ 0.00	\$0.00	\$0.00	\$206.07
	Group Total:	\$206.07	\$0.00	\$ 0.00	\$0.00	\$0.00	\$206.07
601	COUNSELOR	\$589.70	\$45.00	\$ 0.00	\$0.00	\$(27.59)	\$607.11
	Group Total:	\$589.70	\$45.00	\$ 0.00	\$0.00	\$(27.59)	\$607.11
602	MEDIA CENTER	\$34.79	\$0.00	\$ 0.00	\$0.00	\$0.00	\$34.79
	Group Total:	\$34.79	\$0.00	\$ 0.00	\$0.00	\$0.00	\$34.79
650	CLASS OF 2028	\$654.67	\$0.00	\$ 0.00	\$0.00	\$0.00	\$654.67
	Group Total:	\$654.67	\$0.00	\$ 0.00	\$0.00	\$0.00	\$654.67
700	SENIORS	\$(114.46)	\$0.00	\$ 0.00	\$114.46	\$0.00	\$0.00
	Group Total:	\$(114.46)	\$0.00	\$ 0.00	\$114.46	\$0.00	\$0.00
701	JUNIORS	\$0.00	\$1,509.50	\$(1,509.50)	\$0.00	\$0.00	\$0.00
	Group Total:	\$0.00	\$1,509.50	\$(1,509.50)	\$0.00	\$0.00	\$0.00