

CAMPBELLSVILLE MIDDLE SCHOOL
School Activity Fund
Financial Report

From Date:	6/1/2025
To Date:	06/30/2025


	Beg. Bal.	Recpt/JV	Disb/JV	Trans In.	Trans Out.	End. Bal
991 Cash on Hand	\$0.00	\$0.00	\$0.00	\$0.00	\$0.00	\$0.00
* 992 Checking	\$69,721.33	\$14,505.90	\$(7,526.78)	\$0.00	\$0.00	\$76,700.45
	<u>\$69,721.33</u>	<u>\$14,505.90</u>	<u>\$(7,526.78)</u>	<u>\$0.00</u>	<u>\$0.00</u>	<u>\$76,700.45 *</u>

Beginning Ledger Balance:	\$69,721.33
Add: Receipts + Transfer In:	<u>\$14,505.90</u>
Sub-Total:	\$84,227.23
Less: Expenditures + Trans Out	\$(7,526.78)
Ending Ledger Balance *	<u>\$76,700.45</u>

Balance per Bank Statement:	\$76,791.43
Ending Balance Other GL Accounts:	\$0.00
Add: Deposits in Transit:	<u>\$0.00</u>
Sub Total:	\$76,791.43
Less Outstanding Checks	\$90.98
Actual Cash Balance *	<u>\$76,700.45</u>

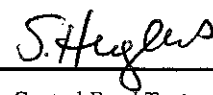
* These three numbers must agree.

The above information is a true statement of the financial condition of the various activity accounts of this school.



 Principal
 7/7/2025

 Date



 Central Fund Treasurer
 7/2/2025

 Date

**School Activity Fund
Financial Report**

From Date:	6/1/2025
To Date:	06/30/2025

<u>Acct</u>	<u>Activity Account</u>	<u>Beg. Bal.</u>	<u>Recpt/JV</u>	<u>Disb/JV</u>	<u>Transfer In</u>	<u>Transfer Out</u>	<u>End. Bal.</u>
100	GENERAL FUND	\$986.08	\$476.98	\$(90.51)	\$0.00	\$(670.25)	\$702.30
	Group Total:	\$986.08	\$476.98	\$(90.51)	\$0.00	\$(670.25)	\$702.30
105	REALITY TOWN	\$42.45	\$0.00	\$ 0.00	\$0.00	\$0.00	\$42.45
	Group Total:	\$42.45	\$0.00	\$ 0.00	\$0.00	\$0.00	\$42.45
200	STAFF FUND	\$(142.65)	\$446.00	\$ 0.00	\$0.00	\$0.00	\$303.35
	Group Total:	\$(142.65)	\$446.00	\$ 0.00	\$0.00	\$0.00	\$303.35
201	CKMSAC	\$1,910.89	\$0.00	\$(245.09)	\$0.00	\$0.00	\$1,665.80
	Group Total:	\$1,910.89	\$0.00	\$(245.09)	\$0.00	\$0.00	\$1,665.80
202	ATHLETIC CONCESSIO	\$432.27	\$0.00	\$ 0.00	\$0.00	\$0.00	\$432.27
	Group Total:	\$432.27	\$0.00	\$ 0.00	\$0.00	\$0.00	\$432.27
301	BETA CLUB	\$(598.11)	\$0.00	\$ 0.00	\$598.11	\$0.00	\$0.00
	Group Total:	\$(598.11)	\$0.00	\$ 0.00	\$598.11	\$0.00	\$0.00
303	ACADEMIC TEAM	\$23.13	\$0.00	\$ 0.00	\$0.00	\$0.00	\$23.13
	Group Total:	\$23.13	\$0.00	\$ 0.00	\$0.00	\$0.00	\$23.13
305	PERFORMING ARTS	\$1,747.66	\$0.00	\$ 0.00	\$0.00	\$0.00	\$1,747.66
	Group Total:	\$1,747.66	\$0.00	\$ 0.00	\$0.00	\$0.00	\$1,747.66
308	LOCK	\$0.00	\$0.00	\$ 0.00	\$0.00	\$0.00	\$0.00
	Group Total:	\$0.00	\$0.00	\$ 0.00	\$0.00	\$0.00	\$0.00
312	BETA NATIONALS	\$19,143.21	\$11,354.00	\$(829.96)	\$0.00	\$(598.11)	\$29,069.14
	Group Total:	\$19,143.21	\$11,354.00	\$(829.96)	\$0.00	\$(598.11)	\$29,069.14
313	BETA OFFICERS	\$783.30	\$0.00	\$ 0.00	\$0.00	\$0.00	\$783.30
	Group Total:	\$783.30	\$0.00	\$ 0.00	\$0.00	\$0.00	\$783.30
314	NATL JR ART HONOR S	\$0.00	\$0.00	\$ 0.00	\$0.00	\$0.00	\$0.00
	Group Total:	\$0.00	\$0.00	\$ 0.00	\$0.00	\$0.00	\$0.00
406	6TH GRADE	\$771.43	\$0.00	\$(578.10)	\$0.00	\$0.00	\$193.33
	Group Total:	\$771.43	\$0.00	\$(578.10)	\$0.00	\$0.00	\$193.33
407	7TH GRADE	\$1,088.78	\$0.00	\$(646.43)	\$0.00	\$0.00	\$442.35
	Group Total:	\$1,088.78	\$0.00	\$(646.43)	\$0.00	\$0.00	\$442.35
408	8TH GRADE	\$654.43	\$0.00	\$(774.23)	\$119.80	\$0.00	\$0.00
	Group Total:	\$654.43	\$0.00	\$(774.23)	\$119.80	\$0.00	\$0.00
409	8TH GRADE CELEBRAT	\$(1,273.19)	\$1,447.50	\$ 0.00	\$0.00	\$0.00	\$174.31
	Group Total:	\$(1,273.19)	\$1,447.50	\$ 0.00	\$0.00	\$0.00	\$174.31
500	GEN. ATHLETIC SWEEP	\$8,981.36	\$0.00	\$(667.42)	\$0.00	\$(1,000.00)	\$7,313.94
	Group Total:	\$8,981.36	\$0.00	\$(667.42)	\$0.00	\$(1,000.00)	\$7,313.94
501	CHEERLEADERS	\$645.27	\$0.00	\$ 0.00	\$0.00	\$0.00	\$645.27
	Group Total:	\$645.27	\$0.00	\$ 0.00	\$0.00	\$0.00	\$645.27
502	GIRLS BASKETBALL	\$118.38	\$0.00	\$ 0.00	\$0.00	\$0.00	\$118.38
	Group Total:	\$118.38	\$0.00	\$ 0.00	\$0.00	\$0.00	\$118.38
503	E-SPORTS	\$1,000.00	\$0.00	\$ 0.00	\$0.00	\$0.00	\$1,000.00
	Group Total:	\$1,000.00	\$0.00	\$ 0.00	\$0.00	\$0.00	\$1,000.00
504	SOFTBALL	\$1,023.36	\$0.00	\$(374.79)	\$0.00	\$0.00	\$648.57

CAMPBELLSVILLE MIDDLE SCHOOL
School Activity Fund
Financial Report

From Date:	6/1/2025
To Date:	06/30/2025



<u>Acct</u>	<u>Activity Account</u>	<u>Beg. Bal.</u>	<u>Recpt/JV</u>	<u>Disb/JV</u>	<u>Transfer In</u>	<u>Transfer Out</u>	<u>End. Bal.</u>
	Group Total:	\$1,023.36	\$0.00	\$(374.79)	\$0.00	\$0.00	\$648.57
505	BASEBALL	(\$45.75)	\$0.00	\$(824.27)	\$1,000.00	\$0.00	\$129.98
	Group Total:	(\$45.75)	\$0.00	\$(824.27)	\$1,000.00	\$0.00	\$129.98
506	BOYS BASKETBALL	\$1,080.99	\$0.00	\$ 0.00	\$0.00	\$0.00	\$1,080.99
	Group Total:	\$1,080.99	\$0.00	\$ 0.00	\$0.00	\$0.00	\$1,080.99
507	FOOTBALL	\$3,277.15	\$0.00	\$ 0.00	\$0.00	\$0.00	\$3,277.15
	Group Total:	\$3,277.15	\$0.00	\$ 0.00	\$0.00	\$0.00	\$3,277.15
508	WRESTLING	\$872.41	\$0.00	\$ 0.00	\$0.00	\$0.00	\$872.41
	Group Total:	\$872.41	\$0.00	\$ 0.00	\$0.00	\$0.00	\$872.41
509	VOLLEYBALL	\$1,313.90	\$0.00	\$ 0.00	\$0.00	\$0.00	\$1,313.90
	Group Total:	\$1,313.90	\$0.00	\$ 0.00	\$0.00	\$0.00	\$1,313.90
510	ARCHERY	\$4,952.04	\$0.00	\$ 0.00	\$0.00	\$0.00	\$4,952.04
	Group Total:	\$4,952.04	\$0.00	\$ 0.00	\$0.00	\$0.00	\$4,952.04
511	START UP	(\$150.00)	\$150.00	\$ 0.00	\$0.00	\$0.00	\$0.00
	Group Total:	(\$150.00)	\$150.00	\$ 0.00	\$0.00	\$0.00	\$0.00
512	SOCCER	\$932.39	\$0.00	\$(104.71)	\$0.00	\$0.00	\$827.68
	Group Total:	\$932.39	\$0.00	\$(104.71)	\$0.00	\$0.00	\$827.68
513	TRACK	\$3,792.83	\$100.00	\$(340.76)	\$0.00	\$0.00	\$3,552.07
	Group Total:	\$3,792.83	\$100.00	\$(340.76)	\$0.00	\$0.00	\$3,552.07
514	GIRLS SOCCER	\$530.01	\$0.00	\$ 0.00	\$0.00	\$0.00	\$530.01
	Group Total:	\$530.01	\$0.00	\$ 0.00	\$0.00	\$0.00	\$530.01
560	YOUTH FOOTBALL	\$3,395.91	\$0.00	\$ 0.00	\$0.00	\$0.00	\$3,395.91
	Group Total:	\$3,395.91	\$0.00	\$ 0.00	\$0.00	\$0.00	\$3,395.91
561	YOUTH BASKETBALL	\$2,344.57	\$0.00	\$ 0.00	\$0.00	\$0.00	\$2,344.57
	Group Total:	\$2,344.57	\$0.00	\$ 0.00	\$0.00	\$0.00	\$2,344.57
562	GIRLS YOUTH BASKETI	\$98.35	\$0.00	\$ 0.00	\$0.00	\$0.00	\$98.35
	Group Total:	\$98.35	\$0.00	\$ 0.00	\$0.00	\$0.00	\$98.35
563	YOUTH TRACK	\$4,139.57	\$0.00	\$(1,065.33)	\$0.00	\$0.00	\$3,074.24
	Group Total:	\$4,139.57	\$0.00	\$(1,065.33)	\$0.00	\$0.00	\$3,074.24
564	YOUTH CHEER	\$235.12	\$0.00	\$ 0.00	\$0.00	\$0.00	\$235.12
	Group Total:	\$235.12	\$0.00	\$ 0.00	\$0.00	\$0.00	\$235.12
602	COUNSELOR	\$368.20	\$0.00	\$(10.16)	\$0.00	\$0.00	\$358.04
	Group Total:	\$368.20	\$0.00	\$(10.16)	\$0.00	\$0.00	\$358.04
603	FRYSC	\$4,208.31	\$0.00	\$ 0.00	\$0.00	\$0.00	\$4,208.31
	Group Total:	\$4,208.31	\$0.00	\$ 0.00	\$0.00	\$0.00	\$4,208.31
604	IREADY	(\$977.33)	\$531.42	\$(104.54)	\$550.45	\$0.00	\$0.00
	Group Total:	(\$977.33)	\$531.42	\$(104.54)	\$550.45	\$0.00	\$0.00
606	IEAGLE	\$2,014.61	\$0.00	\$(870.48)	\$0.00	\$0.00	\$1,144.13
	Group Total:	\$2,014.61	\$0.00	\$(870.48)	\$0.00	\$0.00	\$1,144.13

CAMPBELLSVILLE MIDDLE SCHOOL
School Activity Fund
Financial Report

From Date:	6/1/2025
To Date:	06/30/2025

<u>Acct</u>	<u>Activity Account</u>	<u>Beg. Bal.</u>	<u>Recpt/JV</u>	<u>Disb/JV</u>	<u>Transfer In</u>	<u>Transfer Out</u>	<u>End. Bal.</u>
<hr/>							
Grand Total:		\$69,721.33	\$14,505.90	\$(7,526.78)	\$2,268.36	\$(2,268.36)	\$76,700.45

I have reviewed the above ledger report and attached reports for the current month. I find them accurate and complete to the best of my knowledge.

Bookkeeper: Date: 7/2/25Principal: Date: 7/2/25

CAMPBELLSVILLE MIDDLE SCHOOL

General Ledger Report

From Date: 6/1/2025
To Date: 06/30/2025

Financial Report

From Acct: 1
To Acct: 999999

Activity Accounts

Acct	Account Name	Beg. Bal.	Recpt / JV	Disb / JV	Transfers	End. Bal.	YTD Payables	Work Bal
100	GENERAL FUND	\$986.08	\$476.98	\$(90.51)	\$(670.25)	\$702.30	\$0.00	\$702.30
105	REALITY TOWN	\$42.45	\$0.00	\$0.00	\$0.00	\$42.45	\$0.00	\$42.45
200	STAFF FUND	\$(142.65)	\$446.00	\$0.00	\$0.00	\$303.35	\$0.00	\$303.35
201	CKMSAC	\$1,910.89	\$0.00	\$(245.09)	\$0.00	\$1,665.80	\$0.00	\$1,665.80
202	ATHLETIC CONCESSIONS	\$432.27	\$0.00	\$0.00	\$0.00	\$432.27	\$0.00	\$432.27
301	BETA CLUB	\$(598.11)	\$0.00	\$0.00	\$598.11	\$0.00	\$0.00	\$0.00
303	ACADEMIC TEAM	\$23.13	\$0.00	\$0.00	\$0.00	\$23.13	\$0.00	\$23.13
305	PERFORMING ARTS	\$1,747.66	\$0.00	\$0.00	\$0.00	\$1,747.66	\$0.00	\$1,747.66
308	LOCK	\$0.00	\$0.00	\$0.00	\$0.00	\$0.00	\$0.00	\$0.00
312	BETA NATIONALS	\$19,143.21	\$11,354.00	\$(829.96)	\$(598.11)	\$29,069.14	\$0.00	\$29,069.14
313	BETA OFFICERS	\$783.30	\$0.00	\$0.00	\$0.00	\$783.30	\$0.00	\$783.30
314	NATL JR ART HONOR SOCIETY	\$0.00	\$0.00	\$0.00	\$0.00	\$0.00	\$0.00	\$0.00
406	6TH GRADE	\$771.43	\$0.00	\$(578.10)	\$0.00	\$193.33	\$0.00	\$193.33
407	7TH GRADE	\$1,088.78	\$0.00	\$(646.43)	\$0.00	\$442.35	\$0.00	\$442.35
408	8TH GRADE	\$654.43	\$0.00	\$(774.23)	\$119.80	\$0.00	\$0.00	\$0.00
409	8TH GRADE CELEBRATION	\$(1,273.19)	\$1,447.50	\$0.00	\$0.00	\$174.31	\$0.00	\$174.31
500	GEN. ATHLETIC SWEEP ACCT.	\$8,981.36	\$0.00	\$(667.42)	\$(1,000.00)	\$7,313.94	\$0.00	\$7,313.94
501	CHEERLEADERS	\$645.27	\$0.00	\$0.00	\$0.00	\$645.27	\$0.00	\$645.27
502	GIRLS BASKETBALL	\$118.38	\$0.00	\$0.00	\$0.00	\$118.38	\$0.00	\$118.38
503	E-SPORTS	\$1,000.00	\$0.00	\$0.00	\$0.00	\$1,000.00	\$0.00	\$1,000.00
504	SOFTBALL	\$1,023.36	\$0.00	\$(374.79)	\$0.00	\$648.57	\$0.00	\$648.57
505	BASEBALL	\$(45.75)	\$0.00	\$(824.27)	\$1,000.00	\$129.98	\$0.00	\$129.98
506	BOYS BASKETBALL	\$1,080.99	\$0.00	\$0.00	\$0.00	\$1,080.99	\$0.00	\$1,080.99
507	FOOTBALL	\$3,277.15	\$0.00	\$0.00	\$0.00	\$3,277.15	\$0.00	\$3,277.15
508	WRESTLING	\$872.41	\$0.00	\$0.00	\$0.00	\$872.41	\$0.00	\$872.41
509	VOLLEYBALL	\$1,313.90	\$0.00	\$0.00	\$0.00	\$1,313.90	\$0.00	\$1,313.90
510	ARCHERY	\$4,952.04	\$0.00	\$0.00	\$0.00	\$4,952.04	\$0.00	\$4,952.04
511	START UP	\$(150.00)	\$150.00	\$0.00	\$0.00	\$0.00	\$0.00	\$0.00
512	SOCCER	\$932.39	\$0.00	\$(104.71)	\$0.00	\$827.68	\$0.00	\$827.68
513	TRACK	\$3,792.83	\$100.00	\$(340.76)	\$0.00	\$3,552.07	\$0.00	\$3,552.07
514	GIRLS SOCCER	\$530.01	\$0.00	\$0.00	\$0.00	\$530.01	\$0.00	\$530.01
560	YOUTH FOOTBALL	\$3,395.91	\$0.00	\$0.00	\$0.00	\$3,395.91	\$0.00	\$3,395.91
561	YOUTH BASKETBALL	\$2,344.57	\$0.00	\$0.00	\$0.00	\$2,344.57	\$0.00	\$2,344.57
562	GIRLS YOUTH BASKETBALL	\$98.35	\$0.00	\$0.00	\$0.00	\$98.35	\$0.00	\$98.35
563	YOUTH TRACK	\$4,139.57	\$0.00	\$(1,065.33)	\$0.00	\$3,074.24	\$0.00	\$3,074.24
564	YOUTH CHEER	\$235.12	\$0.00	\$0.00	\$0.00	\$235.12	\$0.00	\$235.12
602	COUNSELOR	\$368.20	\$0.00	\$(10.16)	\$0.00	\$358.04	\$0.00	\$358.04
603	FRYSC	\$4,208.31	\$0.00	\$0.00	\$0.00	\$4,208.31	\$0.00	\$4,208.31
604	IREADY	\$(977.33)	\$531.42	\$(104.54)	\$550.45	\$0.00	\$0.00	\$0.00
606	IEAGLE	\$2,014.61	\$0.00	\$(870.48)	\$0.00	\$1,144.13	\$0.00	\$1,144.13
Activity Accounts Grand Total		\$69,721.33	\$14,505.90	\$(7,526.78)	\$0.00	\$76,700.45	\$0.00	\$76,700.45

CAMPBELLSVILLE MIDDLE SCHOOL

General Ledger Report

Financial Report

From Date: 6/1/2025
To Date: 06/30/2025

From Acct: 1
To Acct: 999999

GL Accounts

GL Acct	Begin Bal	Recpt / JV	Disb / JV	Transfers	End Bal	YTD Payables	Work Bal
991 Cash on Hand	\$0.00	\$0.00	\$0.00	\$0.00	\$0.00	\$0.00	\$0.00
992 Checking	\$69,721.33	\$14,505.90	\$(7,526.78)	\$0.00	\$76,700.45	\$0.00	\$76,700.45
General Ledger Grand Total	\$69,721.33	\$14,505.90	\$(7,526.78)	\$0.00	\$76,700.45	\$0.00	\$76,700.45

I have reviewed the above ledger report and attached reports for the current month. I find them accurate and complete to the best of my knowledge.

Bookkeeper: [Signature] Date: 7/12/25

Principal: [Signature] Date: 7/7/25