

Student Present FTE Percentage - Aggregate Report

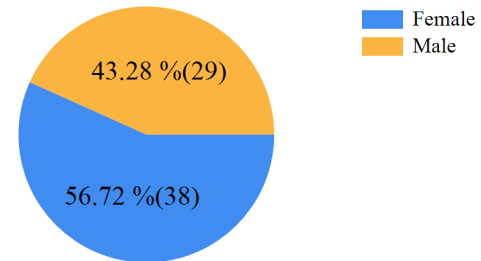
student detail report can be run for additional detail

School Year 2024-25
District #/Name 134 Covington Independent
School #/Name 160 24-25 GLENN O SWING ELEMENTARY

Student FTE Count (enrolled 10 or more days)

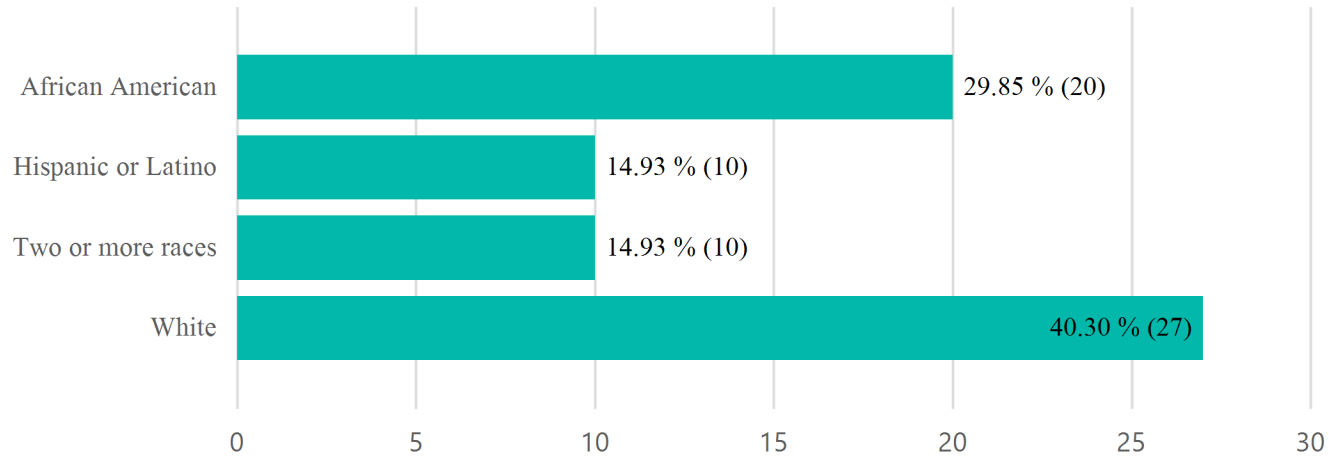
100% FTE	8	1.89%
96-99% FTE	198	46.81%
93-95% FTE	91	21.51%
>90-92% FTE	59	13.95%
Chronically Absent <= 90% FTE	67	15.84%
Total Student Count	423	

Percentage of Chronically Absent Students by Gender

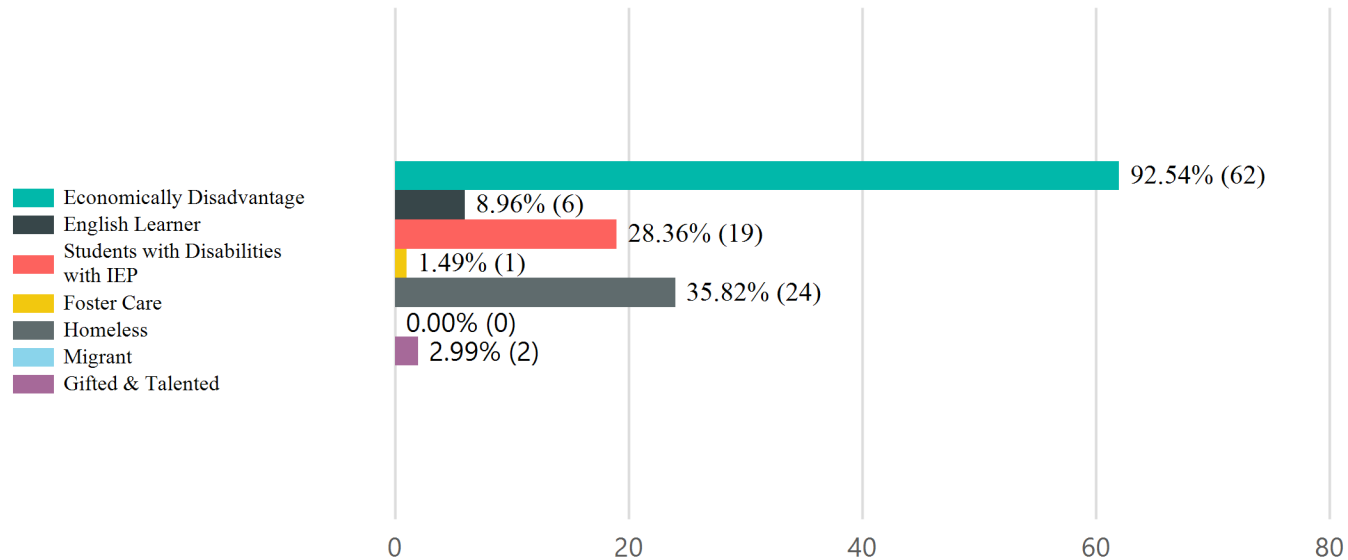


* FTE percentage rounded to the nearest whole percentage

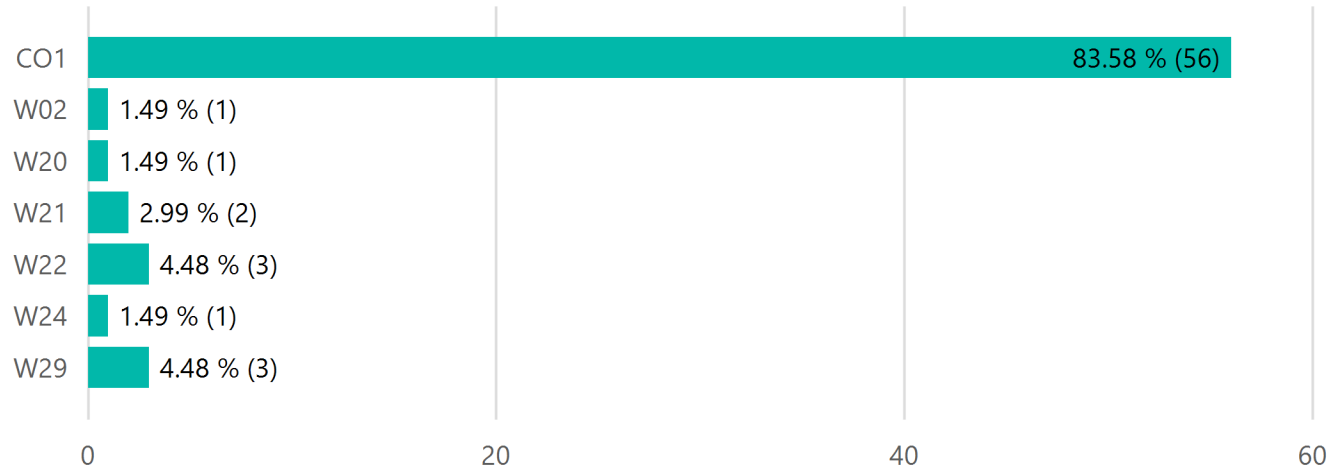
Percentage of Chronically Absent Students by Race/Ethnicity



Percentage of Chronically Absent Students by Student Group



Percentage of Chronically Absent Students by End Status



CO1 - Close of Year

W02 - Transfer to a school within the district

W20 - Transfer to home school

W21 - Transfer to a nonpublic school

W22 - Moved, re-enrolled in another Kentucky public district

W24 - Moved, whereabouts unknown

W29 - Moved, out of state or out of United States

Percentage of Chronically Absent Students by Grade

