

Student Present FTE Percentage - Aggregate Report

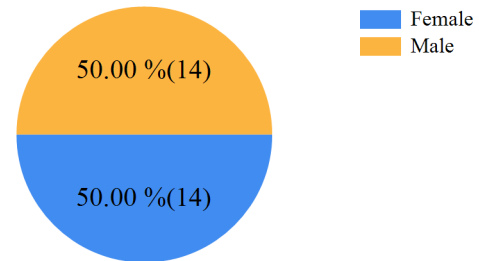
student detail report can be run for additional detail

School Year 2024-25
District #/Name 134 Covington Independent
School #/Name 115 24-25 LATONIA ELEMENTARY
 SCHO

Student FTE Count (enrolled 10 or more days)

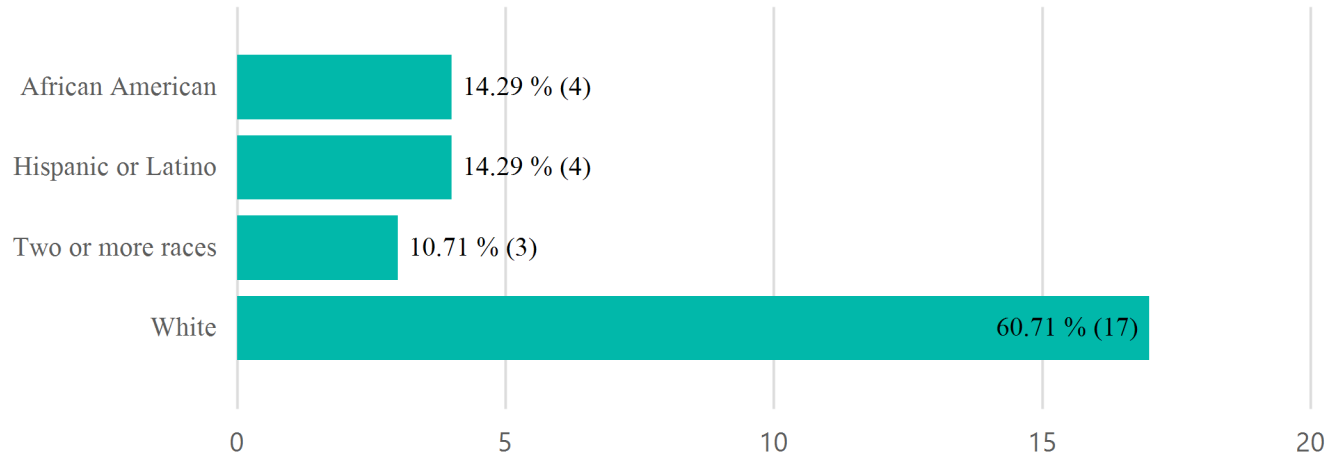
100% FTE	10	3.79%
96-99% FTE	113	42.8%
93-95% FTE	77	29.17%
>90-92% FTE	36	13.64%
Chronically Absent <= 90% FTE	28	10.61%
Total Student Count	264	

Percentage of Chronically Absent Students by Gender

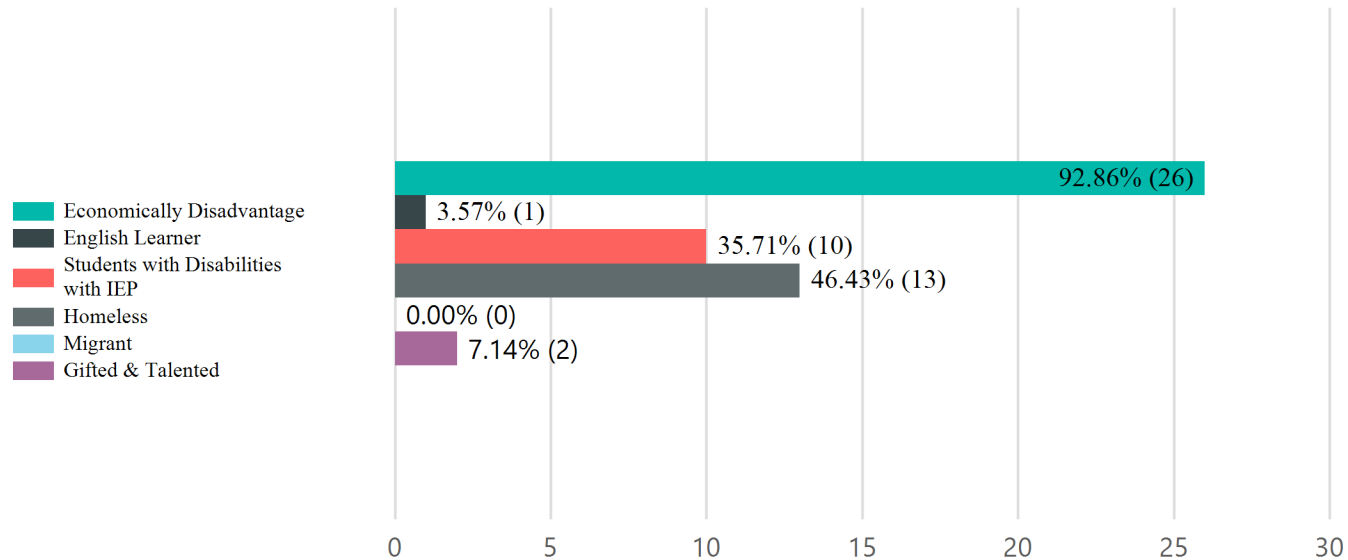


* *FTE percentage rounded to the nearest whole percentage*

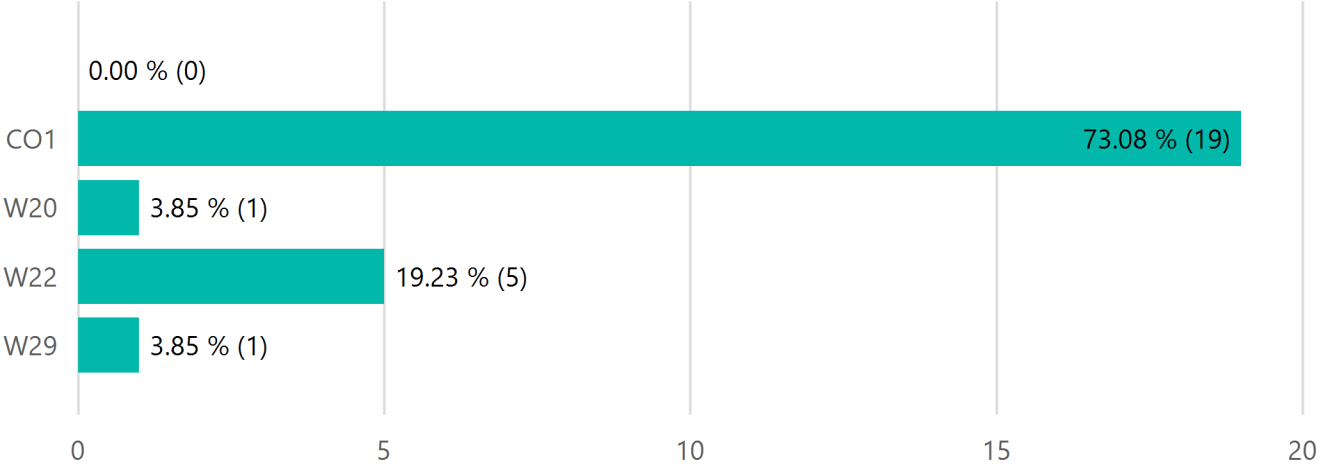
Percentage of Chronically Absent Students by Race/Ethnicity



Percentage of Chronically Absent Students by Student Group



Percentage of Chronically Absent Students by End Status



-

- CO1 - Close of Year
- W02 - Transfer to a school within the district
- W20 - Transfer to home school
- W22 - Moved, re-enrolled in another Kentucky public district
- W29 - Moved, out of state or out of United States

Percentage of Chronically Absent Students by Grade

