

**BULLITT  
COUNTY  
PUBLIC  
SCHOOLS**

**DEPARTMENT OF FACILITIES**

**DANNY CLEMENS, DIRECTOR**  
GEORGE BROCK, MAINTENANCE SUPERVISOR  
THOMAS STOKES, CUSTODIAL SUPERVISOR  
ANDREA ROCK, ENERGY MANAGER

**MEMO**

**TO:** Dr. Jesse Bacon, Superintendent

**FROM:** Danny Clemens, Director of Facilities

**Date:** June 19, 2025

**RE:** Phase III Athletics-Calhoun Contract for the Bullitt <sup>East</sup> ~~Central~~ Physical Science Center

We recommend **Calhoun Construction** as General Contractor for the Bullitt East Physical Science Center with a bid of **\$16,235,074**, including the discount from the combined bid.

**I recommend approval of this request.**

**Attachments**

**A101\_2007\_ BCPS Athletics -East – BP1 - CALHOUN - For BOE Review and Signature**

- BP1 - Bullitt East PSC - Attachment 1 - Calhoun - Unit Prices
- BP1 - Bullitt EastPSC - Attachment 2 – Allowances
- BP1 - Bullitt East PSC - Attachment 3 - Calhoun - Project Manual Index
- BP1 - Bullitt East PSC - Attachment 4 - Drawing Index
- BP1 - Bullit East PSC - Attachment 5 - Calhoun - Form of Proposal
- BP1 - Bullitt East PSC - Attachment 6 - Calhoun - KDE DPO Summary - For BOE Review and Signature
- BP1 - Bullitt East PSC - Attachment 8 - Calhoun - Certificate of Insurance
- **Performance and Payment Bond will be provided as Attachment 7 to the contract once prepared by Contractor and their Bond Company. Request has been made.**

**OUR MISSION IS TO INSPIRE AND EQUIP OUR STUDENTS TO SUCCEED IN LIFE**

**BULLITT COUNTY PUBLIC SCHOOLS IS AN EQUAL EDUCATION AND EMPLOYMENT INSTITUTION**

# Kentucky Department of Education Version of **AIA** Document A101™ – 2007

*Standard Form of Agreement Between Owner and Contractor where the basis of payment is a Stipulated Sum*



This version of AIA Document A101™–2007 is modified by the Kentucky Department of Education. Publication of this version of AIA Document A101–2007 does not imply the American Institute of Architects' endorsement of any modification by the Kentucky Department of Education. A comparative version of AIA Document A101–2007 showing additions and deletions by the Kentucky Department of Education is available for review on the Kentucky Department of Education Web site.

Cite this document as "AIA Document A101™– 2007, Standard Form of Agreement Between Owner and Contractor where the basis of payment is a Stipulated Sum — KDE Version," or "AIA Document A101™–2007 — KDE Version."

# Kentucky Department of Education Version of AIA® Document A101 – 2007

## **Standard Form of Agreement Between Owner and Contractor where the basis of payment is a Stipulated Sum**

**AGREEMENT** made as of the      Ninthteenth      day of June  
in the year      Two Thousand and Twenty-Five  
(*In words, indicate day, month and year.*)

**BETWEEN** the Owner:  
(*Name, legal status, address and other information*)  
Bullitt County Public Schools Board of Education  
1040 KY Hwy 44 East  
Shepherdsville, Kentucky 40165

and the Contractor:  
(*Name, legal status, address and other information*)  
Calhoun Construction Services, Inc.  
7707 National Turnpike  
Louisville, Kentucky 40218

for the following Project:  
(*Name, location and detailed description*)

Bid Package #1: General Construction  
**Phase III Athletics - Bullitt East Physical Science Center**

Project scope includes the construction of a new 49,362 SF physical science center at Bullitt East High School including site improvements adjacent to the building. Also included are intercom upgrades inside the existing high school.

The Architect:  
(*Name, legal status, address and other information*)  
Studio Kremer Architects, Inc.  
1231 S Shelby Street  
Louisville, Kentucky 40203

The Owner and Contractor agree as follows.



This version of AIA Document A101–2007 is modified by the Kentucky Department of Education. Publication of this version of AIA Document A101 does not imply the American Institute of Architects' endorsement of any modification by the Kentucky Department of Education. A comparative version of AIA Document A101–2007 showing additions and deletions by the Kentucky Department of Education is available for review on the Kentucky Department of Education Web site.

This document has important legal consequences. Consultation with an attorney is encouraged with respect to its completion or modification.

Init.

AIA Document A101–2007. Copyright © 1915, 1918, 1925, 1937, 1951, 1958, 1961, 1963, 1967, 1974, 1977, 1987, 1991, 1997 and 2007 by The American Institute of Architects. All rights reserved. Kentucky Department of Education Version of AIA Document A101–2007. Copyright © 2014 by The American Institute of Architects. All rights reserved. **WARNING: This AIA® Document is protected by U.S. Copyright Law and International Treaties. Unauthorized reproduction or distribution of this AIA® Document, or any portion of it, may result in severe civil and criminal penalties, and will be prosecuted to the maximum extent possible under the law.** This document was created on 02/16/2023 17:28:34 under license number 2114408893, and is not for resale. This document is licensed by The American Institute of Architects for one-time use only, and may not be reproduced prior to its completion.

## TABLE OF ARTICLES

- 1 THE CONTRACT DOCUMENTS
- 2 THE WORK OF THIS CONTRACT
- 3 DATE OF COMMENCEMENT AND SUBSTANTIAL COMPLETION
- 4 CONTRACT SUM
- 5 PAYMENTS
- 6 DISPUTE RESOLUTION
- 7 TERMINATION OR SUSPENSION
- 8 MISCELLANEOUS PROVISIONS
- 9 ENUMERATION OF CONTRACT DOCUMENTS
- 10 INSURANCE AND BONDS

### ARTICLE 1 THE CONTRACT DOCUMENTS

The Contract Documents consist of this Agreement, Conditions of the Contract (General, Supplementary and other Conditions), Owner direct Purchase Orders, Drawings, Specifications, Addenda issued prior to execution of this Agreement, other documents listed in this Agreement and Modifications issued after execution of this Agreement, all of which form the Contract, and are as fully a part of the Contract as if attached to this Agreement or repeated herein. The Contract represents the entire and integrated agreement between the parties hereto and supersedes prior negotiations, representations or agreements, either written or oral. An enumeration of the Contract Documents, other than a Modification, appears in Article 9.

### ARTICLE 2 THE WORK OF THIS CONTRACT

The Contractor shall fully execute the Work described in the Contract Documents, except as specifically indicated in the Contract Documents to be the responsibility of others.

### ARTICLE 3 DATE OF COMMENCEMENT AND SUBSTANTIAL COMPLETION

§ 3.1 The date of commencement of the Work shall be the date of this Agreement unless a different date is stated below or provision is made for the date to be fixed in a notice to proceed issued by the Owner.

*(Insert the date of commencement if it differs from the date of this Agreement or, if applicable, state that the date will be fixed in a notice to proceed.)*

If, prior to the commencement of the Work, the Owner requires time to file mortgages and other security interests, the Owner's time requirement shall be as follows:

§ 3.2 The Contract Time shall be measured from the date of commencement.

Init.

**§ 3.3** The Contractor shall achieve Substantial Completion of the entire Work not later than ( N/A ) days from the date of commencement, or as follows:  
*(Insert number of calendar days. Alternatively, a calendar date may be used when coordinated with the date of commencement. If appropriate, insert requirements for earlier Substantial Completion of certain portions of the Work. Either list requirements for earlier Substantial Completion here or refer to an exhibit attached to this Agreement.)*  
 Substantial Completion to be achieved by date cited below, unless explicitly modified by Change Order.

<b>Portion of Work</b>	<b>Substantial Completion Date</b>
Entire Work of the Contract	December 1, 2026

, subject to adjustments of this Contract Time as provided in the Contract Documents.

Liquidated Damages: As actual damages for delay in completion of Work are impossible to determine, the Contractor and his Surety shall be liable for and shall pay to the Owner the sum of One Thousand Dollars and No Cents. (\$ 1,000.00 ), not as a penalty, but as fixed, agreed and liquidated damages for each calendar day of delay until the Contract Work is substantially completed as defined in the General Conditions of the Contract for Construction. The Owner shall have the right to deduct liquidated damages from money in hand otherwise due, or to become due, to the Contractor, or to sue and recover compensation for damages for failure to substantially complete the Work within the time stipulated herein. Said liquidated damages shall cease to accrue from the date of Substantial Completion.

**ARTICLE 4 CONTRACT SUM**

**§ 4.1** The Owner shall pay the Contractor the Contract Sum in current funds for the Contractor's performance of the Contract. The Contract Sum shall be Twelve Million, One Hundred Forty Thousand, One Hundred Ninety-Eight Dollars and Twenty-Six Cents (\$ 12,140,198.26 ), subject to additions and deductions as provided in the Contract Documents.

*(List the base bid amount, sum of accepted alternates, total construction cost (the sum of base bid amount plus sum of accepted alternates), sum of Owner's direct Purchase Orders. The Contract Sum shall equal the sum of Total Construction Cost, less Owner direct Purchase Orders. Either list this information here or refer to an exhibit attached to this Agreement.)*

	<b>Amount</b>
Base Bid	\$ 16,124,000.00
Sum of Accepted Alternates	\$ 111,074.00
Total Construction Cost (the sum of base bid amount plus sum of accepted alternates)	\$ 16,235,074.00
Sum of Owner's direct Purchase Orders	\$ 4,094,875.74
Contract Sum (total construction cost less Owner direct Purchase Orders)	\$ 12,140,198.26

Init.

**§ 4.2** The Contract Sum is based upon the following alternates, if any, which are described in the Contract Documents and are hereby accepted by the Owner:

*(State the numbers or other identification of accepted alternates. If the bidding or proposal documents permit the Owner to accept other alternates subsequent to the execution of this Agreement, attach a schedule of such other alternates showing the amount for each and the date when that amount expires. Either list alternates here or refer to an exhibit attached to this Agreement.)*

Number	Item Description	Amount
Alternate No. 1	Door Hardware	\$ 0.00
Alternate No. 2	Fire Alarm System	\$ 0.00
Alternate No. 3	Plumbing Equipment	\$ 0.00
Alternate No. 4	Indoor Turf System Bid Alternate	\$ 0.00
Alternate No. 5	Entry Façade RGBW Lighting	\$ 111,074.00
	<b>Total of Alternates</b>	<b>\$ 111,074.00</b>

**§ 4.3** Unit prices, if any:

*(Identify and state the unit price; state quantity limitations, if any, to which the unit price will be applicable. Either list unit prices here or refer to an exhibit attached to this Agreement.)*

Refer to the Form of Proposal "Unit Prices" list attached to this Agreement.

Item	Units and Limitations	Price per Unit (\$0.00)
------	-----------------------	-------------------------

**§ 4.4** Allowances included in the Contract Sum, if any:

*(Identify allowance and state exclusions, if any, from the allowance price. Either list allowances here or refer to an exhibit attached to this Agreement.)*

Refer to Specification Section 01 02 10 "Allowances" for list of allowances attached to this Agreement.

Item	Price
------	-------

Init.

## ARTICLE 5 PAYMENTS

### § 5.1 PROGRESS PAYMENTS

§ 5.1.1 Based upon Applications for Payment submitted to the Architect by the Contractor and Certificates for Payment issued by the Architect, the Owner shall make progress payments on account of the Contract Sum to the Contractor as provided below and elsewhere in the Contract Documents.

§ 5.1.2 The period covered by each Application for Payment shall be one calendar month ending on the last day of the month, or as follows:

§ 5.1.3 Provided that an Application for Payment is received by the Architect not later than the First day of a month, the Owner shall make payment of the certified amount to the Contractor not later than the Fifteenth day of the same month. If an Application for Payment is received by the Architect after the application date fixed above, payment shall be made by the Owner not later than Forty-Five ( 45 ) days after the Architect receives the Application for Payment.

State law (KRS 371.405) requires the Owner to pay undisputed Applications for Payment within forty-five (45) business days following receipt of the invoices. If the Owner fails to pay the Contractor within forty-five (45) business days following receipt of an undisputed Application for Payment, state law requires the Owner shall pay interest to the Contractor beginning on the forty-sixth business day after receipt of the Application for Payment, computed at the rate required by state law.

§ 5.1.4 Each Application for Payment shall be based on the most recent schedule of values submitted by the Contractor in accordance with the Contract Documents. The schedule of values shall allocate the entire Contract Sum among the various portions of the Work. The schedule of values shall be prepared in such form and supported by such data to substantiate its accuracy as the Architect may require. This schedule, unless objected to by the Architect, shall be used as a basis for reviewing the Contractor's Applications for Payment.

§ 5.1.5 Applications for Payment shall show the percentage of completion of each portion of the Work as of the end of the period covered by the Application for Payment.

§ 5.1.6 Subject to other provisions of the Contract Documents, the amount of each progress payment shall be computed as follows:

- .1 Take that portion of the Contract Sum properly allocable to completed Work as determined by multiplying the percentage completion of each portion of the Work by the share of the Contract Sum allocated to that portion of the Work in the schedule of values, less retainage of TEN percent ( 10%). Pending final determination of cost to the Owner of changes in the Work, amounts not in dispute shall be included as provided in Section 7.3.9 of AIA Document A201™-2007, General Conditions of the Contract for Construction — KDE Version;
- .2 Add that portion of the Contract Sum properly allocable to materials and equipment delivered and suitably stored at the site for subsequent incorporation in the completed construction (or, if approved in advance by the Owner, suitably stored off the site at a location agreed upon in writing), less retainage of TEN percent ( 10%);
- .3 Subtract the aggregate of previous payments made by the Owner; and
- .4 Subtract amounts, if any, for which the Architect has withheld or nullified a Certificate for Payment as provided in Section 9.5 of AIA Document A201-2007 — KDE Version.

§ 5.1.7 The progress payment amount determined in accordance with Section 5.1.6 shall be further modified under the following circumstances:

- .1 Add, upon Substantial Completion of the Work, a sum sufficient to increase the total payments to the full amount of the Contract Sum, less such amounts as the Architect shall determine for incomplete Work, retainage applicable to such work and unsettled claims; and  
(Section 9.8.5 of AIA Document A201-2007 — KDE Version requires release of applicable retainage upon Substantial Completion of Work with consent of surety, if any.)

Init.

- 2 Add, if final completion of the Work is thereafter materially delayed through no fault of the Contractor, any additional amounts payable in accordance with Section 9.10.3 of AIA Document A201-2007 — KDE Version.

**§ 5.1.8** Reduction or limitation of retainage, if any, shall be as follows:

*When Owner direct Purchase Orders are used, retainage that would otherwise be held on materials and equipment shall transfer to the Contractor, and the material suppliers will be paid the full amount of their invoices. The Owner shall retain ten percent (10%) from each Application for Payment, and an amount equal to ten percent (10%) of approved Purchase Order payments, up to fifty percent (50%) completion of the Work, then provided the Work is on schedule and satisfactory, and upon written request of the Contractor together with consent of surety and the recommendation of the Architect, the Owner shall approve a reduction in Retainage to five percent (5%) of the current Contract Sum plus Purchase Orders. No part of the five percent (5%) retainage shall be paid until after Substantial Completion of the Work, as defined in the General Conditions of the Contract for Construction. After Substantial Completion, if reasons for reduction in retainage are certified in writing by the Architect, a reduction to a lump sum amount less than the five percent (5%) retainage may be approved by the Owner when deemed reasonable. The minimum lump sum retainage shall be twice the estimated cost to correct deficient or incomplete work.*

Retainage shall not be reduced to below two percent (2%) until punch is 100% complete and Owner and Architect have had a final walk-through to confirm.

**§ 5.1.9** Except with the Owner's prior approval, the Contractor shall not make advance payments to suppliers for materials or equipment which have not been delivered and stored at the site.

**§ 5.2 FINAL PAYMENT**

**§ 5.2.1** Final payment, constituting the entire unpaid balance of the Contract Sum, shall be made by the Owner to the Contractor when

- 1 the Contractor has fully performed the Contract except for the Contractor's responsibility to correct Work as provided in Section 12.2.2 of AIA Document A201-2007 — KDE Version, and to satisfy other requirements, if any, which extend beyond final payment;
- 2 a final Certificate for Payment has been issued by the Architect; and
- 3 the Contractor provides the Owner with affidavits that all payrolls, bills for materials, supplies and equipment, and other indebtedness connected with the Work have been paid or otherwise satisfied, and with Consent of Surety for final payment.

**ARTICLE 6 DISPUTE RESOLUTION**

**§ 6.1 INITIAL DECISION MAKER**

The Architect will serve as Initial Decision Maker pursuant to Section 15.2 of AIA Document A201-2007 — KDE Version, unless the parties appoint below another individual, not a party to this Agreement, to serve as Initial Decision Maker.

*(If the parties mutually agree, insert the name, address and other contact information of the Initial Decision Maker, if other than the Architect.)*



**§ 6.2 BINDING DISPUTE RESOLUTION**

For any Claim subject to, but not resolved by, mediation pursuant to Section 15.3 of AIA Document A201-2007 — KDE Version, the method of binding dispute resolution shall be as follows:

*(Check the appropriate box. If the Owner and Contractor do not select a method of binding dispute resolution below, or do not subsequently agree in writing to a binding dispute resolution method other than litigation, Claims will be resolved by litigation in a court of competent jurisdiction.)*

- Arbitration pursuant to Section 15.4 of AIA Document A201-2007 — KDE Version
- Litigation in a court of competent jurisdiction where the Project is located
- Other: *(Specify)*

**ARTICLE 7 TERMINATION OR SUSPENSION**

**§ 7.1** The Contract may be terminated by the Owner or the Contractor as provided in Article 14 of AIA Document A201-2007 — KDE Version.

**§ 7.2** The Work may be suspended by the Owner as provided in Article 14 of AIA Document A201-2007 — KDE Version.

**ARTICLE 8 MISCELLANEOUS PROVISIONS**

**§ 8.1** Where reference is made in this Agreement to a provision of AIA Document A201-2007 — KDE Version or another Contract Document, the reference refers to that provision as amended or supplemented by other provisions of the Contract Documents.

**§ 8.2** Payments due and unpaid under the Contract shall bear interest from the date payment is due at such rate required by state law, or in the absence of law, at the legal rate prevailing at the time and place where the Project is located. *(Insert rate of interest agreed upon, if any.)*

N/A

**§ 8.3** The Owner's representative:  
*(Name, address and other information)*

Dr. Jesse Bacon, Superintendent  
Bullitt County Public Schools  
1040 Highway 44 East  
Shepherdsville, KY 40165

**§ 8.4** The Contractor's representative:  
*(Name, address and other information)*

Kurt Meadors, Vice President  
Calhoun Construction Services, Inc.  
7707 National Turnpike  
Louisville, KY 40218

Init.

§ 8.5 Neither the Owner's nor the Contractor's representative shall be changed without ten days written notice to the other party.

§ 8.6 Other provisions:

#### ARTICLE 9 ENUMERATION OF CONTRACT DOCUMENTS

§ 9.1 The Contract Documents, except for Modifications issued after execution of this Agreement, are enumerated in the sections below.

§ 9.1.1 The Agreement is this executed AIA Document A101-2007, Standard Form of Agreement Between Owner and Contractor — KDE Version.

§ 9.1.2 The General Conditions are AIA Document A201-2007, General Conditions of the Contract for Construction — KDE Version.

§ 9.1.3 The Supplementary and other Conditions of the Contract:  
(Either list Supplementary and other Conditions of the Contract here or refer to an exhibit attached to this Agreement.)

Document	Title	Date	Pages
Div. 0 Specifications	Bidding and Contract Provisions	May 21, 2025	Inclusive
Div. 1 Specification	General Requirements	May 21, 2025	Inclusive

§ 9.1.4 The Specifications:  
(Either list the Specifications here or refer to an exhibit attached to this Agreement.)  
Refer to Project Manual Index attached to this Agreement.

Section	Title	Date	Pages
---------	-------	------	-------

Init.

**§ 9.1.5 The Drawings:**

*(Either list the Drawings here or refer to an exhibit attached to this Agreement.)*

Refer to Drawing Index attached to this Agreement.

Number	Title	Date
--------	-------	------

**§ 9.1.6 The Addenda, if any:**

*(Either list the Addenda here or refer to an exhibit attached to this Agreement.)*

Number	Date	Pages
Addendum No.1	May 30, 2025	61
Addendum No.2	June 6, 2025	170

Portions of Addenda relating to bidding requirements are not part of the Contract Documents unless the bidding requirements are also enumerated in this Article 9.

**§ 9.1.7 Additional documents, if any, forming part of the Contract Documents:**

- .1 AIA Document E201™-2007, Digital Data Protocol Exhibit, if completed by the parties, or the following:

Init.

AIA Document A101-2007. Copyright © 1915, 1918, 1925, 1937, 1951, 1958, 1961, 1963, 1967, 1974, 1977, 1987, 1991, 1997 and 2007 by The American Institute of Architects. All rights reserved. Kentucky Department of Education Version of AIA Document A101-2007. Copyright © 2014 by The American Institute of Architects. All rights reserved. WARNING: This AIA® Document is protected by U.S. Copyright Law and International Treaties. Unauthorized reproduction or distribution of this AIA® Document, or any portion of it, may result in severe civil and criminal penalties, and will be prosecuted to the maximum extent possible under the law. This document was created on 02/16/2023 17:28:34 under license number 2114408893, and is not for resale. This document is licensed by The American Institute of Architects for one-time use only, and may not be reproduced prior to its completion.

2 Other documents, if any, listed below:

(List here any additional documents that are intended to form part of the Contract Documents. AIA Document A201-2007 — KDE Version provides that bidding requirements such as advertisement or invitation to bid, Instructions to Bidders, sample forms and the Contractor's bid are not part of the Contract Documents unless enumerated in this Agreement. They should be listed here only if intended to be part of the Contract Documents.)

- A. AIA Document A701-1997, Instructions to Bidders — KDE Version
- B. Contractor's Form of Proposal
- C. KDE Purchase Order Summary Form
- D. Contractor's Performance and Payment Bonds (attached to this agreement)
- E. Contractor's certificate of insurance (attached to this agreement)

**ARTICLE 10 INSURANCE AND BONDS**

The Contractor shall purchase and maintain insurance and provide bonds as set forth in Article 11 of AIA Document A201-2007 – KDE Version.

(State bonding requirements, if any, and limits of liability for insurance required in Article 11 of AIA Document A201-2007 – KDE Version. Either list insurance and bond information here or refer to an exhibit attached to this Agreement.)

**Type of Insurance or Bond**

**Limit of Liability or Bond Amount (\$0.00)**

As specified in Article 11 of AIA Document A201-2007 of the contract documents.

This Agreement entered into as of the day and year first written above.

\_\_\_\_\_  
**OWNER** (Signature)

  
\_\_\_\_\_  
**CONTRACTOR** (Signature)

Kurt Meadors, Vice President

\_\_\_\_\_  
(Printed name and title)

\_\_\_\_\_  
(Printed name and title)

Init.

AIA Document A101-2007. Copyright © 1915, 1918, 1925, 1937, 1951, 1958, 1961, 1963, 1967, 1974, 1977, 1987, 1991, 1997 and 2007 by The American Institute of Architects. All rights reserved. Kentucky Department of Education Version of AIA Document A101-2007. Copyright © 2014 by The American Institute of Architects. All rights reserved. WARNING: This AIA® Document is protected by U.S. Copyright Law and International Treaties. Unauthorized reproduction or distribution of this AIA® Document, or any portion of it, may result in severe civil and criminal penalties, and will be prosecuted to the maximum extent possible under the law. This document was created on 02/16/2023 17:28:34 under license number 2114408893, and is not for resale. This document is licensed by The American Institute of Architects for one-time use only, and may not be reproduced prior to its completion.

**UNIT PRICES:**

Indicate on the lines below those unit prices to determine any adjustment to the contract price due to changes in work or extra work performed under this contract. The unit prices shall include the furnishing of all labor and materials, cost of all items, and overhead and profit for the Contractor, as well as any subcontractor involved. These unit prices shall be listed in units of work.

**A maximum of 40 unit prices will be acceptable with each bid. Do not add supplemental sheets for unit pricing to this document.**

**The bidder shall submit the list of unit prices 1-hour after the Bid.**

	<u>WORK</u> (to be filled out by the Architect)	<u>PRICE / UNIT</u> (to be filled out by the Contractor)	<u>UNIT</u>
1.	Soil excavation below building foundations / Trench excavation	\$45/CY - Trench \$23/CY - Mass	C.Y.
2.	Mass Soil excavation below slab on grade	\$34.10/CY	C.Y.
3.	Rock excavation below building foundations / Trench excavation	\$357.50/CY - Trench \$250/CY - Mass	C.Y.
4.	A. FROM SITE - Engineered soil fill, compacted per specifications. B. IMPORTED - Engineered soil fill, compacted per specifications.	\$15.40/CY \$33/CY	C.Y. C.Y.
5.	Engineered crushed stone fill, consolidated and installed per specifications	\$51.70/CY	C.Y.
6.	Flowable fill concrete fill, with no reinforcing	\$333/CY	C.Y.
7.	Reinforced concrete walks and slabs, 4" thick with compacted sub-base	\$87/SY	S.Y.
8.	Reinforced concrete walks and slabs, 6" thick with compacted sub-base	\$108/SY	S.Y.
9.	8" HDPE Pipe, Installed,	\$41.80/LF	L.F.
10.	Asphalt Paving, per inch of thickness	\$8.80/SY	S.Y.
11.	Additional Excavation – General Site	\$34/CY	C.Y.
12.	4" CMU 6" CMU 8" CMU (reinforced) 12" CMU (reinforced)	\$26.40/SF \$33/SF \$35.20/SF \$38.50/SF	S.F. S.F. S.F. S.F.
13.	Structural Steel (weight less than 20 lbs/ft) (weight more than or equal to 20 lbs/ft)	\$4.40/LB \$5.23/LB	LB. LB.
14.	4'-0" High Chain Link Fence 6'-0" High Chain Link Fence	\$25.93/LF \$47/LF	L.F. L.F.
15.	4'-0 Wide Chain Link Gate w/ Hardware 8'-0 Wide Chain Link Gate w/ Hardware 13'-0 Wide Chain Link Gate w/ Hardware	\$1473/EA \$2066/EA \$2600/EA	EA. EA. EA.
16.	8'-0" Decorative Steel Fence	\$138.35/LF	L.F.
17.	4'-0 Wide Decorative Steel Gate w/ Hardware 8'-0 Wide Decorative Steel Gate w/ Hardware 13'-0	\$3236/EA \$2646/EA	EA. EA.

	<b>WORK</b> (to be filled out by the Architect)	<b>PRICE / UNIT</b> (to be filled out by the Contractor)	<b>UNIT</b>
18.	3/4" EMT conduit installed (Plain or Factory Colored).	\$8.80/LF	L.F.
19.	Exit light fixture X-1 installed complete with 6'-0" whip and three #12 AWG conductors.	\$440/EA	EA.
20.	"B" fixture installed complete with a 6'-0" whip with three #12 AWG conductors	STRIKE	EA.
21.	#12 AWG conductor installed	\$3.30/LF	L.F.
22.	#10 AWG conductor installed	\$4.68/LF	L.F.
23.	Surface Wall Interior Intercom Speaker	N/A	EA.
24.	Tamper resistant 20A duplex outlet installed	\$77/EA	EA.
25.	Fire Alarm manual pull station installed.	\$214.50/EA	EA.
26.	Recessed 2G backbox and 3/4" or 1" EMT stub-out above 10'-8" accessible ceiling.	\$203.50/EA	EA.
27.	Fire Alarm Smoke Detector	\$170.50/EA	EA.
28.	Fire Alarm Audio Visual Device	\$214.50/EA	EA.
29.	1-inch Installed Interior Geothermal copper runouts with Misc. Fittings	\$70/LF	L.F.
30.	1-1/2 inch Installed Interior Geothermal copper runouts with Misc. Fittings	\$92/LF	L.F.
31.	2-inch Installed Interior Domestic Water Pipe	\$103/LF	L.F.
32.	3-inch Installed DWV Pipe with Misc. Fittings	\$52/LF	L.F.
33.	Permanent steel casing for 1 1/4-inch geothermal wellfield piping	\$31.90/LF	L.F.
35.	RCP 12" RCP 36" RCP 42"	\$71.50/LF \$247.50/LF \$341/LF	L.F. L.F. L.F.
36.	Storm Headwall & Flared End Sections	\$3960/EA	EA
37.	Inlets 4x4	\$4510/EA	EA
38.	Stormwater Manhole	\$2640/EA	EA
39.	Sanitary Manhole	\$2750/EA	EA
40.	8" PVC – Sanitary	\$41.80/LF	L.F.

**Note:** Backbox and conduit stubouts ARE separate from individual line items and shall not be included in "installed" electrical unit prices.

**SECTION 01 02 10 – ALLOWANCES**

**PART 1 GENERAL**

**1.01 RELATED DOCUMENTS**

- A. Drawings and general provisions of the Contract, including General and Supplementary Conditions and Division 01 Specification Sections, apply to this Section.

**1.02 DESCRIPTION**

- A. Related requirements specified elsewhere include, but not limited to:

1. General Conditions, Article 3.8, Allowances
2. Division 01 Section "Measurement and Payment"
3. Division 01 Section "Submittals"

- B. Designate in Schedule of Values separate item for cost allowances of the Work.

- C. Designate in Construction Schedule for delivery dates of Products.

**1.03 SCHEDULE OF ALLOWANCES**

- A. Purchase product / material under allowance only as directed by Architect / Engineer.

- B. Include the following amounts in Base Bid for inclusion in Contract Sum.

1. **Site Electrical and Communication Utility Connections:** Allow **\$70,000** for tap and easement fees as required by the local utilities. Refer to Site Utilities Plan UE1.0 and utilize amount for existing electrical connection fees.
2. **Site Trench Rock Excavation at Utilities:**
  - a. Allow the following at the **Bullitt East Site:**
    - Allow **300** cubic yards for rock removal and disposal. Allowances shall be paid for using Unit Prices 3.
3. **Fill Removal Allowance – Physical Science Center**
  - a. Allow the following at the **Bullitt East Field House:**
    - Unsuitable Soils Removal under slab on grade: Allow **150** cubic yards for mass undercut of unsuitable soils and backfill with engineered soil fill. Allowances shall be paid for using Unit Prices 2 and 4a and 4b.
    - Rock Removal under building foundation: Allow **550** cubic yards for rock removal and disposal. Allowances shall be paid for using Unit Prices 3 and 4a and 4b.

**4. Fencing and Gate Allowance:**

a. Allow the following at the **Bullitt East Physical Science Center**

- 6'-0" High Change Link Fence:
  - Allow **200** L.F. Allowance shall be adjusted by Unit Price 14.
  - Provide (2) 4'-0 Wide Gates. Allowance shall be adjusted by Unit Price 15.
  - Provide (2) 8'-0 Wide Gates. Allowance shall be adjusted by Unit Price 15.
  - Provide (2) 13'-0 Wide Gates. Allowance shall be adjusted by Unit Price 15.
  
- 4'-0" High Change Link Fence:
  - Allow **100** L.F. Allowance shall be adjusted by Unit Price 14.
  - Provide (2) 4'-0 Wide Gates. Allowance shall be adjusted by Unit Price 15.
  - Provide (2) 8'-0 Wide Gates. Allowance shall be adjusted by Unit Price 15.
  - Provide (2) 13'-0 Wide Gates. Allowance shall be adjusted by Unit Price 15.
  
- 8'-0" Decorative Steel Fence:
  - Allow **100** L.F. Allowance shall be adjusted by Unit Price 16.
  - Provide (2) 4'-0 Wide Gates. Allowance shall be adjusted by Unit Price 17.
  - Provide (2) 8'-0 Wide Gates. Allowance shall be adjusted by Unit Price 17.

C. Amount of allowance includes:

1. Net cost of product.
2. Delivery to the Project Site.
3. All applicable taxes.

D. Unless otherwise noted, include in the Allowance amount the Contractors cost for the following:

1. Handling at Project Site, including unloading, uncrating, and storage.
2. Protection from elements from damage, including any packaging.
3. Labor, installation, and finishing.
4. Other expenses (i.e., testing, adjusting, and balancing) are required to complete installation.
5. Overhead and profit.

E. The use of Allowance money must be approved by the Bullitt County Public Schools Leadership and Architect before work can proceed.



**1.04 DELIVERY**

- A. Contractor shall be responsible to arrange for delivery, unloading, and prompt inspection of product for damage for defects and submission of claims for transportation damage.

**1.05 INSTALLATION**

- A. Comply with referenced Specification Section requirements.

**1.06 ADJUSTMENT OF CASH ALLOWANCE**

- A. Adjustments shall only be by Change Order in accordance with the General Conditions, Article 3.8, subparagraph 3.8.2.3.

**PART 2 PRODUCTS (not applicable)**

**PART 3 EXECUTION (not applicable)**

**END OF SECTION 01 02 10**

INDEX TO SPECIFICATIONS

**Phase III Athletics**  
**Bullitt County Public Schools**  
**Bullitt EAST Physical Science Center**  
**BID PACKAGE 1: GENERAL CONSTRUCTION**

Mt Washington, Kentucky  
SKA# 2023-50.1 | BG-1# 25-145

**VOLUME 1**

**BIDDING REQUIREMENTS**

Section	00 01 00	Invitation to Bid Instructions to Bidders AIA A701 – 1997 – KDE Version (SAMPLE)
	00 20 00	Supplemental Instructions to Bidders KDE Form of Proposal Attachment A ( <i>Form of Proposal</i> ) – Base Bid Accounting Breakdown Attachment B ( <i>Form of Proposal</i> ) – Contractor Acknowledgment of Compliance
	00 40 00	General Notes to Contractor
	00 50 00	Contractor Safety Preface to the Geotechnical Report Geotechnical Report: Bullitt East High School Addendum 1 – to Bullitt East High School Geotechnical Report Preface to the Stormwater Pollution Prevention Plan Stormwater Pollution Prevention Plan: Bullitt East High School Bullitt County Public Schools - New Construction & Renovation Design Guidelines

**CONTRACT FORMS**

Section		Standard Form of Agreement Between Owner and Contractor AIA A101 – 2007 – KDE Version (SAMPLE)
	00 60 00	Terms of the Agreement Between Owner and Contractor General Conditions of the Contract for Construction AIA A201 – 2007 – KDE Version (SAMPLE)
	00 70 00	Supplementary Conditions to General Conditions of the Contract for Construction KDE Purchase Order Summary Form (SAMPLE) KDE Purchase Order Form (SAMPLE) Performance Bond & Payment Bond AIA A312 – 2010 – KDE Version (SAMPLE)
	00 80 00	Inflation Reduction Act Document

**DIVISION 01 – GENERAL REQUIREMENTS**

Section	01 01 10	Summary of the Work
	01 02 10	Allowances
	01 02 50	Measurement and Payment
	01 04 00	Project Coordination
	01 05 00	Field Engineering
	01 17 00	Storage, Protection, and Safety
	01 20 00	Project Meetings
	01 22 00	Unit Prices
	01 23 00	Alternates
	01 30 00	Submittals
	01 34 00	Shop Drawings, Product Data, and Samples
	01 40 00	Quality Control
	01 41 10	Structural Special Inspections & Contractor Responsibilities
	01 50 00	Temporary Facilities
	01 63 00	Substitutions
	01 70 00	Contract Closeout
	01 71 00	Cleaning
	01 73 29	Cutting & Patching
	01 78 00	Project Record Documents
	01 79 00	Demonstration & Training

# VOLUME 2

## DIVISION 02 – SITE CONDITIONS

Section	02 01 00	Site Conditions
	02 08 00	Staking

## DIVISION 03 – CONCRETE

Section	03 03 00	Structural Excavation and Backfill
	03 30 00	Cast In Place Concrete
	03 40 00	Precast Concrete
	03 41 00	Precast Structural Concrete – Plant Cast

## DIVISION 04 – MASONRY

Section	04 20 00	Unit Masonry Assemblies
---------	----------	-------------------------

## DIVISION 05 – METALS

Section	05 10 00	Structural Anchors
	05 12 00	Structural Steel Framing
	05 21 00	Steel Joist Framing
	05 31 00	Steel Decking
	05 40 00	Cold-Formed Metal Framing - Structural
	05 50 00	Metal Fabrications
	05 51 00	Metal Stairs and Railings

## DIVISION 06 – WOOD & PLASTICS

Section	06 10 00	Rough Carpentry
---------	----------	-----------------

## DIVISION 07 – THERMAL & MOISTURE PROTECTION

Section	07 17 00	Membrane Waterproofing
	07 20 00	Building Insulation
	07 22 00	Roof Insulation
	07 41 13	Standing Seam Metal Roof Panels
	07 41 13.1	Roofing Installer Guarantee
	07 42 13	Metal Soffit Panels
	07 52 50	Modified Bituminous Membrane Roofing
	07 52 50.1	Roofing Installer Guarantee
	07 61 13	Metal Wall Panels
	07 62 00	Sheet Metal Flashing and Trim
	07 72 00	Roof Accessories
	07 92 00	Joint Sealants
	07 95 00	Fire and Smoke Sealants

**DIVISION 08 – OPENINGS**

Section	08 11 00	Steel Doors and Frames
	08 33 13	Coiling Doors
	08 44 13	Glazed Aluminum Curtain Walls
	08 51 13	Aluminum Windows
	08 71 00	Door Hardware
	08 80 00	Glazing
	08 95 20	Insulated Translucent Wall System

**DIVISION 09 – FINISHES**

Section	09 29 00	Gypsum Board Assemblies
	09 30 00	Tile
	09 51 13	Acoustical Lay-In Ceilings
	09 65 00	Resilient Flooring
	09 65 13	Resilient Wall Base and Accessories
	09 67 23	Resinous Flooring
	09 91 13	Exterior Painting
	09 91 23	Interior Painting

**DIVISION 10 – SPECIALTIES**

Section	10 14 00	Building Signage
	10 28 00	Restroom Accessories
	10 44 00	Fire Protection Specialties
	10 51 13	Metal Lockers and Benches

**DIVISION 11 – EQUIPMENT**

Section	11 40 00	Food Service Equipment
	11 52 13	Large Venue Projection Screens
	11 66 23	Athletic Equipment
	11 68 44	Outdoor LED Display

**DIVISION 12 – FURNISHINGS**

**DIVISION 13 – SPECIAL CONSTRUCTION**

**DIVISION 14 – CONVEYING SYSTEMS**

Section	14 24 00	Hydraulic Passenger Elevator
---------	----------	------------------------------

# VOLUME 3

## **DIVISION 20 – MECHANICAL**

Section	20 01 00	General Provisions – Mechanical
	20 02 00	Scope of the Mechanical Work
	20 03 00	Shop Drawings, Maintenance Manuals and Parts Lists
	20 11 00	Sleeving, Cutting, Patching, Repairing and Firestopping
	20 12 00	Excavation, Trenching, Backfilling and Grading
	20 13 00	Pipe, Pipe Fittings and Pipe Support
	20 13 05	Geothermal Loop System
	20 13 10	Pipe Filling, Cleaning, Flushing, Purging and Chemical Treatment
	20 21 00	Valves
	20 22 00	Insulation - Mechanical
	20 23 00	Thermometers, Pressure Gauges and Other Monitoring Instruments
	20 24 00	Identifications, Tags, Charts, Etc.
	20 25 00	Hangers, Clamps, Attachments, Etc.
	20 31 00	Testing, Balancing, Lubrication and Adjustments

## **DIVISION 21 – FIRE PROTECTION**

Section	21 01 00	Fire Protection System
---------	----------	------------------------

## **DIVISION 22 – PLUMBING**

Section	22 01 00	Plumbing Specialties
	22 02 00	Plumbing Fixtures and Trim
	22 03 00	Plumbing Equipment

## **DIVISION 23 – HVAC**

Section	23 01 00	Pumps
	23 02 00	HVAC Equipment
	23 08 00	Commissioning of HVAC Systems
	23 11 00	Registers, Grilles, Diffusers and Louvers
	23 12 00	Sheet Metal

## **DIVISION 25 – BUILDING AUTOMATION SYSTEM**

Section	25 01 00	Electrical Motors and Other Electrical Requirements for Mechanical Equipment
	25 04 00	Controls – Direct Digital Web Based

## **DIVISION 26 – ELECTRICAL**

Section	26 05 00	General Provisions – Electrical
	26 05 01	Scope of the Electrical Work
	26 05 02	Shop Drawings, Literature, Manuals, Parts Lists, and Special Tools
	26 05 03	Cutting, Patching and Repairing
	26 05 04	Demolition
	26 05 05	Coordination among Trades, Systems Interfacing and Connection of Equipment Furnished by Others
	26 05 19	Conductors, Identifications, Splicing Devices & Connectors

26 05 26	Grounding
26 05 31	Cabinets, Outlet Boxes & Pull Boxes
26 05 33	Raceways & Fittings
26 05 44	Excavation, Trenching, Backfilling and Grading
26 05 53	Identifications
26 22 00	Dry-Type Low Voltage Transformers
26 24 00	Electrical Distribution Equipment
26 27 26	Wiring Devices and Plates
26 29 13	Motor Starters
26 43 13	Surge Suppression System
26 51 13	Interior Lighting
26 51 14	Exterior Lighting
26 59 95	Commissioning of Electrical

**DIVISION 27 – COMMUNICATION**

Section	27 06 00	Data/Voice Rough-in
	27 08 00	Audio Visual Systems
	27 51 16	Intercom, Public Address & Master Clock System

**DIVISION 28 – ELECTRONIC SAFETY AND SECURITY**

Section	28 31 00	Fire Alarm System
---------	----------	-------------------

**DIVISION 31 – EARTHWORK**

Section	31 10 00	Site Clearing
	31 22 16	Rough Grading
	31 22 19.13	Finish Grading
	31 23 00	Excavation & Backfill
	31 23 16.16	Trenching
	31 23 16.26	Rock Removal
	31 25 00	Erosion Prevention & Sediment Control
	31 31 16	Termite Control

**DIVISION 32 – EXTERIOR IMPROVEMENTS**

Section	32 12 00	Flexible Pavement
	32 13 13	Pavement, Walks and Curbs
	32 31 13	Chain Link Fences & Gates
	32 31 19	Decorative Metal Fences and Gates
	32 92 00	Turf and Grasses
	32 93 00	Plants

**DIVISION 33 – UTILITIES**

Section	33 11 00	Potable Water Mains
	33 31 13	Sanitary Sewer
	33 41 00	Storm Piping & Drainage

**END OF INDEX**

# LIST OF DRAWINGS:

## GENERAL BEHS

G0.00 BEHS BULLITT EAST - COVER SHEET - BP1 - GENERAL CONSTRUCTION  
G1.02 BEHS CODE REVIEW AND LIFE SAFETY PLAN - BEHS

## CIVIL - BEHS

C00.30 BEHS SITE DEMOLITION PLAN  
C1.31 BEHS SITE LAYOUT  
C1.32 BEHS SITE GRADING PLAN  
C1.33 BEHS SITE STORM AND UTILITY PLAN  
C1.34 BEHS SANITARY SEWER PROFILE & DETAILS  
C1.35 BEHS STORM & WATER UTILITY DETAILS  
C1.36 BEHS SITE DETAILS  
C1.37 BEHS EROSION CONTROL PLAN  
C1.38 BEHS EROSION CONTROL DETAILS

## STRUCTURAL BEHS

S1.1 GENERAL NOTES  
S1.2 GENERAL NOTES  
S1.3 SPECIAL INSPECTIONS  
S1.5 ISOMETRIC VIEW - BEHS  
S2.21 BEHS FOUNDATION PLAN - BEHS  
S2.22 BEHS SECOND FLOOR FRAMING PLAN - BEHS  
S2.23 BEHS ROOF FRAMING PLAN - BEHS  
S3.1 TYPICAL FOUNDATION DETAILS  
S3.2 FOUNDATION DETAILS  
S3.3 FOUNDATION DETAILS  
S4.1 TYPICAL FRAMING DETAILS  
S4.2 TYPICAL FRAMING DETAILS  
S4.3 TYPICAL FRAMING DETAILS  
S4.4 FRAMING DETAILS  
S4.5 FRAMING DETAILS  
S4.6 FRAMING DETAILS  
S5.1 STEEL COLUMN SCHEDULE

## ARCHITECTURAL - BEHS

A0.01 WALL TYPES - FIELD HOUSES  
A1.21 BEHS BULLITT EAST - FLOOR PLAN - LEVEL 1  
A1.22 BEHS BULLITT EAST - FLOOR PLAN - LEVEL 2  
A1.23 BEHS BULLITT EAST - REFLECTED CEILING PLAN - LEVEL 1  
A1.24 BEHS BULLITT EAST - REFLECTED CEILING PLAN - LEVEL 2  
A1.25 BEHS BULLITT EAST - ROOF PLAN  
A2.03 BEHS BULLITT EAST - EXTERIOR ELEVATIONS - PRACTICE BUILDING  
A2.04 BEHS BULLITT EAST - EXTERIOR ELEVATIONS - ANNEX BUILDING  
A3.02 BEHS BULLITT EAST - BUILDING SECTIONS  
A4.00 ENLARGED PLANS AND INTERIOR ELEVATIONS - RESTROOMS  
A4.01 ENLARGED PLANS AND INTERIOR ELEVATIONS - RESTROOMS  
A4.02 ENLARGED PLANS AND INTERIOR ELEVATIONS - RESTROOMS  
A4.10 ENLARGED PLANS - PRACTICE FIELD  
A4.11 ENLARGED PLANS - PRACTICE FIELD REFLECTED CEILING  
A4.12 ENLARGED PLANS - LOCKER ROOMS  
A5.00 WALL SECTIONS - TYPICAL  
A5.01 WALL SECTIONS - TYPICAL  
A5.02 WALL SECTIONS - TYPICAL  
A5.03 BEHS BULLITT EAST - WALL SECTIONS  
A5.04 BEHS BULLITT EAST - WALL SECTIONS  
A5.10 ENLARGED WALL DETAILS  
A5.11 ENLARGED WALL DETAILS  
A5.20 PLAN DETAILS - PRACTICE BUILDING  
A5.22 BEHS BULLITT EAST - PLAN DETAILS - GATEWAY  
A5.30 ROOF DETAILS  
A5.31 ROOF DETAILS  
A5.32 ROOF DETAILS  
A6.02 BEHS BULLITT EAST - DOOR SCHEDULE & A.C. & TECHNOLOGY PLANS  
A8.04 DOOR AND FRAME TYPES & DETAILS  
A8.05 DOOR DETAILS  
A8.10 EXTERIOR OPENING ELEVATIONS  
A8.11 INTERIOR OPENING ELEVATIONS  
A8.13 OPENING DETAILS  
A7.10 LOCKER ROOM KEY PLAN  
A7.11 INTERIOR ELEVATIONS - LOCKER ROOMS  
A8.02 VERTICAL CIRCULATION - ELEVATOR AND STAIR  
A9.10 SIGNAGE TYPES  
A9.21 BEHS BULLITT EAST - ROOM FINISH SCHED., LEGEND & SIGNAGE PLANS

## FIRE PROTECTION - BEHS

FP1.00 FIRE PROTECTION LEGEND AND DETAILS  
FP2.1 BEHS FIELD HOUSE FLOOR PLAN - FIRE PROTECTION - BULLITT EAST - LEVEL 1  
FP2.2 BEHS FIELD HOUSE FLOOR PLAN - FIRE PROTECTION - BULLITT EAST - LEVEL 2

## PLUMBING - BEHS

P1.0 PLUMBING SCHEDULES AND DETAILS  
P1.1 PLUMBING SCHEDULES & DETAILS  
P2.0 BEHS FIELDHOUSE - PLUMBING BELOW SLAB - BULLITT EAST - LEVEL 1  
P2.1 BEHS FIELDHOUSE - PLUMBING - BULLITT EAST - LEVEL 1  
P2.2 BEHS FIELDHOUSE - PLUMBING - BULLITT EAST - LEVEL 2  
P2.3 FIELDHOUSE - PLUMBING - BULLITT EAST - ROOF PLAN  
P4.0 WASTE AND VENT RISER DIAGRAM  
P4.1 WASTE AND VENT RISER DIAGRAM

## MECHANICAL - BEHS

M1.01 MECHANICAL LEGEND AND GENERAL NOTES  
M1.11 BEHS HVAC ZONING PLAN - BULLITT EAST - LEVEL 1  
M1.12 BEHS HVAC ZONING PLAN - BULLITT EAST - LEVEL 2  
M2.01 BEHS FIELD HOUSE FLOOR PLAN - AIR DISTRIBUTION - BEHS - LEVEL 1  
M2.02 BEHS FIELD HOUSE FLOOR PLAN - AIR DISTRIBUTION - BEHS - LEVEL 2  
M3.01 BEHS FIELD HOUSE FLOOR PLAN - HYDRONICS - BEHS - LEVEL 1  
M3.02 BEHS FIELD HOUSE FLOOR PLAN - HYDRONICS - BEHS - LEVEL 2  
M4.01 MECHANICAL SECTION VIEWS  
M5.01 MECHANICAL PIPING SCHEMATICS  
M6.01 MECHANICAL DETAILS  
M6.02 MECHANICAL DETAILS  
M7.01 MECHANICAL SCHEDULES  
M7.02 MECHANICAL SCHEDULES  
M7.03 FIELDHOUSE VENTILATION SCHEDULE  
UM1.01 BEHS MECHANICAL SITE PLAN - BULLITT EAST  
UM1.02 BEHS MECHANICAL SITE DETAILS - BULLITT EAST

## ELECTRICAL - SITE - BEHS

ES0.5 ELECTRICAL NOTES AND DETAILS  
ES2.4 BEHS PARTIAL SITE UTILITY PLAN - PHYSICAL SCIENCE CENTER DEMO  
ES2.5 BEHS PARTIAL SITE UTILITY PLAN - PHYSICAL SCIENCE CENTER

## ELECTRICAL - BEHS

E0.02 ELECTRICAL LEGEND  
E1.21 BEHS FIELD HOUSE FLOOR PLAN - BULLITT EAST - LEVEL 1 - LIGHTING  
E1.22 BEHS FIELD HOUSE FLOOR PLAN - BULLITT EAST - LEVEL 2 - LIGHTING  
E1.23 BEHS FIELD HOUSE FLOOR PLAN - BULLITT EAST - LEVEL 1 - POW/SYS  
E1.24 BEHS FIELD HOUSE FLOOR PLAN - BULLITT EAST - LEVEL 2 - POW/SYS  
E1.25 BEHS FIELD HOUSE FLOOR PLAN - BULLITT EAST - LEVEL 2 - EQUIPMENT CONNECTIONS  
E1.26 BEHS FIELD HOUSE FLOOR PLAN - BULLITT EAST - LEVEL 2 - EQUIPMENT CONNECTIONS  
E2.2 BULLITT EAST - DEMOLITION - FIRST FLOOR  
E2.3 BULLITT EAST - DEMOLITION - SECOND FLOOR  
E4.2 BULLITT EAST - INTERCOM - FIRST FLOOR  
E4.3 BULLITT EAST - INTERCOM - SECOND FLOOR  
E6.7 LIGHT FIXTURE SCHEDULE  
E6.8 ELECTRICAL DETAILS  
E6.9 ELECTRICAL DETAILS  
E6.10 ELECTRICAL DETAILS  
E6.11 ELECTRICAL DETAILS  
E6.12 ELECTRICAL DETAILS  
E8.13 ALTERNATE #6 - RGBW FACADE LIGHTING  
E7.6 ELECTRICAL RISER  
E7.7 ELECTRICAL SCHEDULE  
E7.8 ELECTRICAL SCHEDULE



BG No. 25-145

Date: June 12, 2025 To: (Owner): **Bullitt County Public Schools**

Project Name: **Bullitt County Public Schools – Bullitt EAST Physical Science Center**

Bid Package No.1  
General Construction

City, County: **Bullitt County, Kentucky**

Name of Contractor:  
Calhoun Construction Services

Mailing Address:  
7707 National Turnpike #400 Louisville, Kentucky 40214

Business Address: same as above Telephone: 502-493-1332

Fax: 502-493-2407

Having carefully examined the Instructions to Bidders, Contract Agreement, General Conditions, Supplemental Conditions, Specifications, and Drawings, for the above referenced project, the undersigned bidder proposes to furnish all labor, materials, equipment, tools, supplies, and temporary devices required to complete the work in accordance with the contract documents and any addenda listed below for the price stated herein.

Addendum 1 & 2 (Insert the addendum numbers received or the word "none" if no addendum received.)

**BASE BID FOR BID PACAKGE NO. 1** : For the construction required to complete the work, in accordance with the contract documents, I/We submit the following lump sum price of:

16,364,000.00

Use Figures

sixteen million three hundred sixtyfour thousand Dollars & zero Cents  
Use Words Use Words

IF ALSO BIDDING THE BULLITT C E N T R A L PHYSICAL SCIENCE CENTER – PROVIDE A COMBINED BASE BID COST. LEAVE THIS SECTION BLANK IF YOU ARE NOT SUBMITTING A BID FOR THE BULLITT E A S T PHYSICAL SCIENCE CENTER.

**BASE BID FOR COMBINED GENERAL CONSTRUCTION COSTS FOR BOTH BULLITT CENTRAL AND BULLITT EAST PHYSICAL SCIENCE CENTERS** : For the construction required to complete the work, in accordance with the contract documents, I/We submit the following lump sum price of:

33,901,000.00

Use Figures

thirty three million nine hundred one thousand Dollars & zero Cents  
Use Words Use Words

ALTERNATE BIDS: (If applicable and denoted in the Bidding Documents)

For omission from or addition to those items, services, or construction specified in Bidding Documents by alternate number, the following lump sum price will be added or deducted from the base bid.

Alternate Bid No.	Alternate Description	+ (Add to the Base Bid)	- (Deduct from the Base Bid)	No Cost Change <small>from the Base Bid</small>
No.1	Door Hardware			<input checked="" type="checkbox"/>
No.2	Fire Alarm System			<input checked="" type="checkbox"/>
No.3	Plumbing Equipment			<input checked="" type="checkbox"/>
No.4	Indoor Turf System Bid Alternate			<input checked="" type="checkbox"/>
No.5	Entry Façade RGBW Lighting	\$111,074		<input type="checkbox"/>

A maximum of 10 Alternate Bids will be acceptable with each Base Bid. Do not add supplemental sheets for Alternate Bids to this document.

**LIST OF PROPOSED SUBCONTRACTORS:**

List on the lines below each major branch of work and the subcontractor involved with that portion of work. If the branch of work is to be done by the Contractor, so indicate.

The listing of more than one subcontractor in a work category shall invalidate the bid.

The listing of the bidder as the subcontractor for a work category certifies that the bidder has in current employment, skilled staff and necessary equipment to complete that category. The architect/engineer will evaluate the ability of all listed subcontractors to complete the work and notify the owner. Listing of the bidder as the subcontractor may invalidate the bid should the architect's review indicate bidder does not have skilled staff and equipment to complete the work category at the time the bid was submitted.

**A maximum of 40 subcontractors will be acceptable with each bid. Do not add supplemental sheets for subcontractors to this document.**

The bidder shall submit the list of subcontractors with the Bid.

	<b>BRANCH OF WORK</b> (to be filled out by the Architect)	<b>SUBCONTRACTOR</b> (to be filled out by the contractor)
1.	Demolition	JP
2.	Building Layout (Engineer / Surveyor)	Total Masonry
3.	Excavation and Grading	JP
4.	Landscape	Wardlaw
5.	Concrete	Callahan
6.	Masonry	Masonry Addition
7.	Athletic Equipment	Trudwin
8.	Structural Steel	SES
9.	Steel Bar Joist / Metal Deck	SES
10.	Modified Roofing	American Roofing
11.	Standing Seam Metal Roofing	American Roofing
12.	Hollow Metal Door and Frames	Rehder
13.	Door Hardware	Callahan
14.	Aluminum Windows / Curtain Wall	Wardlaw
15.	Wall Framing and GWB Assemblies	Callahan
16.	Resilient Base and Accessories	Callahan
17.	Resinous Flooring	SES Flooring

18.	Quarry Tile and Base	Carroll
19.	Acoustical Ceiling	Carroll
20.	Painting	Bridge
21.	Mechanical	Lusk
22.	Sheet Metal (HVAC)	Lusk
23.	Mechanical Insulator	Lusk
24.	Test and Balance	by name
25.	Plumbing	Lusk
26.	Fire Protection	Legend
27.	Electrical	KES
28.	Fire Alarm	KES
29.	Audio Visual	N/A
30.	Intercom	N/A
31.	Geothermal	Durbin
32.	Indoor Synthetic Turf	MAI SLOW
33.		
34.		
35.		
36.		
37.		
38.		
39.		
40.		

**LIST OF PROPOSED SUPPLIERS AND MANUFACTURERS:**

List on the lines below each major material category for this project and the suppliers and manufacturers involved with that portion of work. Listing the supplier below means the Contractor is acknowledging authorization from the Supplier to include the Supplier in this bid.

The listing of more than one supplier or manufacturer in a material category shall invalidate the bid.

**A maximum of 40 suppliers and manufacturers will be acceptable with each bid. Do not add supplemental sheets for suppliers to this document.**

**The bidder shall submit the list of suppliers and manufacturers 1-hour after the Bid.**

	<b><u>MATERIAL DESCRIPTION BY SPECIFICATION DIVISION AND CATEGORY</u></b> (to be filled out by the Architect or Contractor)	<b><u>SUPPLIER</u></b> (to be filled out by the Contractor)	<b><u>MANUFACTURER</u></b> (to be filled out by the Contractor)
1.	Concrete	Advanced Ready Mix	Advanced Ready Mix
2.	Masonry	Mills Supply & Lee Building Products	Mills Supply & Lee Building Products
3.	Modified Bitumen Roofing	Garland	Garland
4.	Pre-Finished Standing Seam Metal Roofing	Garland	Garland
5.	Structural Steel / Steel Bar Joist / Metal Floor & Roof Deck	Siskin, Pleasant View, KGS, Structural Bolt	Siskin, Pleasant View, KGS, Structural Bolt
6.	Hollow Metal Door and Frames & Wood Doors	Schiller	Curries
7.	Hardware	Schiller	Owner Preferred
8.	Aluminum Windows / Curtainwall	Wallace	YKK
9.	Acoustical Ceiling / Grid	LNW	USG
10.	Resilient Base and Accessories	Floor Covering Distributors	Forbo
11.	Resinous Flooring	Sherwin Williams	Dur-a-Flex
12.	Paint	Sherwin Williams	Sherwin Williams
13.	Fire Protection Sprinkler System / Sprinkler Heads	Plumber Supply	Reliable
14.	Plumbing Fixtures	Plumber Supply	Various
15.	Geothermal	Preferred Pump	Centennial & Geo Pro
16.	Split Systems	Thermal Equipment	Daikin
	<b><u>MATERIAL DESCRIPTION BY SPECIFICATION DIVISION AND</u></b>	<b><u>SUPPLIER</u></b> (to be filled out by the Contractor)	<b><u>MANUFACTURER</u></b> (to be filled out by the Contractor)

	<b>CATEGORY</b> (to be filled out by the Architect or Contractor)		
17.	Electric Unit Heaters	RL Craig	Q-Mark
18.	Domestic Water Heater	Plumbers Supply	Lochinvar
19.	Hose Kits	Thermal Equipment	Water Furnace
20.	Hydronic Pumps and Specialties	B&G	B&G
21.	Variable Frequency Drives	B&G	Danfoss
22.	Heat Pumps / Heat Pump Chiller	Thermal Equipment	Water Furnace
23.	AHU's / OA Units	Thermal Equipment	Daikin Applied
24.	Exhaust Fans	RL Craig	Greenheck
25.	Grilles / Registers / Diffusers	RL Craig	Price
26.	Light Fixtures	Graybar	Acuity
27.	Electrical Distribution Equipment	Graybar	Square D
28.	Fire Alarm	KES	Kidde
29.	Intercom	N/A	N/A
30.	Audio Visual	N/A	N/A
31.			
32.			
33.			
34.			
35.			
36.			
37.			
38.			
39.			

**UNIT PRICES:**

Indicate on the lines below those unit prices to determine any adjustment to the contract price due to changes in work or extra work performed under this contract. The unit prices shall include the furnishing of all labor and materials, cost of all

**UNIT PRICES:**

Indicate on the lines below those unit prices to determine any adjustment to the contract price due to changes in work or extra work performed under this contract. The unit prices shall include the furnishing of all labor and materials, cost of all items, and overhead and profit for the Contractor, as well as any subcontractor involved. These unit prices shall be listed in units of work.

**A maximum of 40 unit prices will be acceptable with each bid. Do not add supplemental sheets for unit pricing to this document.**

**The bidder shall submit the list of unit prices 1-hour after the Bid.**

	<b>WORK</b> (to be filled out by the Architect)	<b>PRICE / UNIT</b> (to be filled out by the Contractor)	<b>UNIT</b>
1.	Soil excavation below building foundations / Trench excavation	\$45/CY - Trench \$23/CY - Mass	C.Y.
2.	Mass Soil excavation below slab on grade	<b>\$34.10/CY</b>	C.Y.
3.	Rock excavation below building foundations / Trench excavation	\$357.50/CY - Trench \$250/CY - Mass	C.Y.
4.	A. FROM SITE - Engineered soil fill, compacted per specifications. B. IMPORTED - Engineered soil fill, compacted per specifications.	<b>\$15.40/CY</b> <b>\$33/CY</b>	C.Y. C.Y.
5.	Engineered crushed stone fill, consolidated and installed per specifications	<b>\$51.70/CY</b>	C.Y.
6.	Flowable fill concrete fill, with no reinforcing	<b>\$333/CY</b>	C.Y.
7.	Reinforced concrete walks and slabs, 4" thick with compacted sub-base	<b>\$87/SY</b>	S.Y.
8.	Reinforced concrete walks and slabs, 6" thick with compacted sub-base	<b>\$108/SY</b>	S.Y.
9.	8" HDPE Pipe, Installed,	<b>\$41.80/LF</b>	L.F.
10.	Asphalt Paving, per inch of thickness	<b>\$8.80/SY</b>	S.Y.
11.	Additional Excavation – General Site	<b>\$34/CY</b>	C.Y.
12.	4" CMU 6" CMU 8" CMU (reinforced) 12" CMU (reinforced)	\$26.40/SF \$33/SF \$35.20/SF \$38.50/SF	S.F. S.F. S.F. S.F.
13.	Structural Steel (weight less than 20 lbs/ft) (weight more than or equal to 20 lbs/ft)	<b>\$4.40/LB</b> <b>\$5.23/LB</b>	LB. LB.
14.	4'-0" High Chain Link Fence 6'-0" High Chain Link Fence	<b>\$25.93/LF</b> <b>\$47/LF</b>	L.F. L.F.
15.	4'-0 Wide Chain Link Gate w/ Hardware 8'-0 Wide Chain Link Gate w/ Hardware 13'-0 Wide Chain Link Gate w/ Hardware	<b>\$1473/EA</b> <b>\$2066/EA</b> <b>\$2600/EA</b>	EA. EA. EA.
16.	8'-0" Decorative Steel Fence	<b>\$138.35/LF</b>	L.F.
17.	4'-0 Wide Decorative Steel Gate w/ Hardware 8'-0 Wide Decorative Steel Gate w/ Hardware 13'-0	<b>\$3236/EA</b> <b>\$2646/EA</b>	EA. EA.

	<u>WORK</u> (to be filled out by the Architect)	<u>PRICE / UNIT</u> (to be filled out by the Contractor)	<u>UNIT</u>
18.	3/4" EMT conduit installed (Plain or Factory Colored).	\$8.80/LF	L.F.
19.	Exit light fixture X-1 installed complete with 6'-0" whip and three #12 AWG conductors.	\$440/EA	EA.
20.	"B" fixture installed complete with a 6'-0" whip with three #12 AWG conductors	STRIKE	EA.
21.	#12 AWG conductor installed	\$3.30/LF	L.F.
22.	#10 AWG conductor installed	\$4.68/LF	L.F.
23.	Surface Wall Interior Intercom Speaker	N/A	EA.
24.	Tamper resistant 20A duplex outlet installed	\$77/EA	EA.
25.	Fire Alarm manual pull station installed.	\$214.50/EA	EA.
26.	Recessed 2G backbox and 3/4" or 1" EMT stub-out above 10'-8" accessible ceiling.	\$203.50/EA	EA.
27.	Fire Alarm Smoke Detector	\$170.50/EA	EA.
28.	Fire Alarm Audio Visual Device	\$214.50/EA	EA.
29.	1-inch Installed Interior Geothermal copper runouts with Misc. Fittings	\$70/LF	L.F.
30.	1-1/2 inch Installed Interior Geothermal copper runouts with Misc. Fittings	\$92/LF	L.F.
31.	2-inch Installed Interior Domestic Water Pipe	\$103/LF	L.F.
32.	3-inch Installed DWV Pipe with Misc. Fittings	\$52/LF	L.F.
33.	Permanent steel casing for 1 1/4-inch geothermal wellfield piping	\$31.90/LF	L.F.
35.	RCP 12" RCP 36" RCP 42"	\$71.50/LF \$247.50/LF \$341/LF	L.F. L.F. L.F.
36.	Storm Headwall & Flared End Sections	\$3960/EA	EA
37.	Inlets 4x4	\$4510/EA	EA
38.	Stormwater Manhole	\$2640/EA	EA
39.	Sanitary Manhole	\$2750/EA	EA
40.	8" PVC – Sanitary	\$41.80/LF	L.F.

**Note:** Backbox and conduit stubouts ARE separate from individual line items and shall not be included in "installed" electrical unit prices.



Indicate on the lines below those materials to be purchased directly by the Owner with a Purchase Order to be issued by the Owner to the individual suppliers. The value of the direct Purchase Order cannot be less than \$5,000. Following the approval of bids, the Contractor shall formalize this list by completing and submitting the electronic Purchase Order Summary Form provided by KDE. Listing the supplier below means the Contractor is acknowledging authorization from the Supplier to include the Supplier in this bid.

**A maximum of 50 POs will be acceptable with each bid. Do not add supplemental sheets for additional POs to this document.**

**The bidder shall submit the list of Purchase Orders within four (4) days of the bid.**

	<b>SUPPLIER</b> (to be filled out by the Contractor)	<b>PURCHASE ORDER DESCRIPTION</b> (to be filled out by the Contractor)	<b>PURCHASE ORDER AMT.</b> (to be filled out by the Contractor)
1.	Floor Covering Distributors	Forbo Marmoleum Sports Flooring	\$25,955.16
2.	DeAm-Ron Building Systems, LLC	structural precast hollow core planks	\$149,136.00
3.	TBD	Pipe & Fabrication for Fire Sprinklers	TBD
4.	TBD	Above Ground Installation Material	TBD
5.	TBD	Fire Service Underground Material	TBD
6.	Porter Athletics	(2) Double Wide Batting Cages (1) Archery Net, (1) Divider Curtain, (67) Wall Pads	\$62,024.00
7.	Watchfire Signs	(1) 5'x8' Outdoor LED Display	\$33,388.00
8.	LNW	Metal Stud & Drywall	\$50,000.00
9.	YKK AP	Storefront	\$7,672.00
10.	Old Castle B.E.	Glass	\$12,280.00
11.	Winco Window Co.	Aluminum Windows	\$36,738.00
12.	Kalwall	Translucent Panels	\$46,062.50
13.	Advanced Ready Mix	Concrete	\$130,509
14.	Mills Supply	Rebar	\$45,885
15.	Stephens Pipe & Steel	Fence & Gate Material	\$41,080
16.	Superior Insealators	Spray Foam	\$53,887.00
17.	Schiller	Doors, Hardware, Toilet Accessories, Extinguishers, Lockers, Projection Screen	\$408,232.00
18.	B Sign Group	Signage	\$49,979.49
	<b>SUPPLIER</b> (to be filled out by the Contractor)	<b>PURCHASE ORDER DESCRIPTION</b> (to be filled out by the Contractor)	<b>PURCHASE ORDER AMT.</b> (to be filled out by the Contractor)

19.	OHD Company of Louisville	Overhead Doors	\$50,205.00
20.	Thermal Equipment Sales, Inc.	HVAC Equipment	\$412,430
21.	Shape Manufacturing	Ductwork	\$315,364
22.	Plumbers Supply Co.	Plumbing Fixtures & Equipment	\$136,171.54
23.	Garland	Modified & Metal Roofing	\$493,417.72
24.	IMETCO	Metal Roof Underlayment	\$48,000
25.	Johns Manville	Roof Insulation	\$92,919.46
26.	Metal Sales	Metal Wall Panels	\$37,582
27.	Sherwin Williams	Paint & Supplies	\$37,684
28.	Lee Building Products	CMU, Brick, Glazed Brick, Ground Face CMU, Mortar	\$420,000
29.	Mills Supply Co.	Rebar, Masonry Accessories	\$75,500
30.	Shaw Sports Turf	Turf & Adhesive - Mo+ 4loz 2in	Turf - \$35,095.25 Adhesive - \$3,236.92
31.	Entech	Crumb Rubber	\$8,214.50
32.	Schmitz	Shock Attention Pad - ProPlay23	\$19,744.00
33.	Blue Mountain	Food Service Equipment	\$42,720.98
34.	Ferguson Waterworks	Underground Utility Pipes	\$10,400
35.	S&M Precast	Precast Structures	\$10,900
36.	Geothermal Supply Co	Geothermal Vault	\$39,536
37.	Preferred Pump	Geothermal Pipe, Grout, Fittings	\$144,417.22
38.	Nucor Vulcraft	Joist & Deck	\$380,809
39.	JMS Russell Metals	Processed Plate	\$30,000
40.	Harbor Steel	Steel Shapes	\$97,700
41.			
42.			
43.			
	<b>SUPPLIER</b> (to be filled out by the Contractor)	<b>PURCHASE ORDER DESCRIPTION</b> (to be filled out by the Contractor)	<b>PURCHASE ORDER AMT.</b> (to be filled out by the Contractor)

44.			
45.			
46.			
47.			
48.			
49.			
50.			

**TIME LIMIT FOR EXECUTION OF CONTRACT DOCUMENTS:**

In the event that a bidder's proposal is accepted by the Owner and such bidder should fail to execute the contract within ten (10) consecutive days from the date of notification of the awarding of the contract, the Owner, at his option, may determine that the awardee has abandoned the contract. The bidder's proposal shall then become null and void, and the bid bond or certified check which accompanied it shall be forfeited to and become the property of the Owner as liquidated damages for failure to execute the contract.

The bidder hereby agrees that failure to submit herein above all required information and/or prices can cause disqualification of this proposal.

Submitted by:

NAME OF CONTRACTOR / BIDDER: Calhoun Construction Services

AUTHORIZED REPRESENTATIVE'S NAME: \_\_\_\_\_

Signature

AUTHORIZED REPRESENTATIVE'S NAME (printed): Kurt Meadows

AUTHORIZED REPRESENTATIVE'S TITLE: Vice President

**NOTICE: Bid security must accompany this proposal if the Base Bid price is greater than of \$25,000. \$100,000. (change effective June 3, 2019.)**

This form shall not be modified.



**CONTRACTOR ACKNOWLEDGEMENT OF COMPLIANCE WITH KRS 45A.343**

By signing below, Contractor or Subcontractor acknowledge that it has read KRS 45A.343. Contractor or Subcontractor fully understands the effect of nondisclosure or noncompliance for failure to reveal violations of certain KRS Chapters as listed in KRS 45A.343.

2.3.7 Compliance with KRS Chapter 45A

- (a) All applicable provisions of KRS Chapter 45A regarding notice to and disclosure by contractors shall be complied with. Without limitation of the foregoing, every contract entered into by the Board shall require the contractor and all subcontractors performing work under the contract to:
  - (i) Reveal any final determinations as such term is used in KRS 45A.343 of a violation by the contractor or subcontractor within the previous five-year period pursuant to KRS Chapters 136, 139, 141, 337, 338, 341 and 342 that apply to the contractor or subcontractor; and
  - (ii) Be in continuous compliance with the provisions of KRS Chapters 136, 139, 141, 337, 338, 341 and 342 that apply to the contractor or subcontractor for the duration of the contract.
- (b) A contractor's failure to reveal such a final determination of a violation by the contractor of KRS Chapters 136, 139, 141, 337, 338, 341 and 342 or to comply with these statutes for the duration of the contract shall be grounds for the Board's:
  - (i) Cancellation of the contract; and
  - (ii) Disqualification of the contractor from eligibility for future contracts awarded by the Board for a period of two years.
- (c) A Subcontractor's failure to reveal such a final determination of a violation by the subcontractor of KRS Chapters 136, 139, 141, 337, 338, 341, and 342 or to comply with these statutes for the duration of the contract shall be grounds for the disqualification of the subcontractor from eligibility for future contracts for a period of two years.

Contractor and or Subcontractor acknowledge that it has complied with the above requirements and have had the following violations as referenced above.

Listing of Violations (Attached separate sheet if necessary) Write "None" if no violations.

none


Calhoun Construction Services

June 12, 2025

Company Name

Date

Kurt Meadows  
Contractor or Subcontractor (Print Name)

  
Contractor or Subcontractor (Signature)


**BID BOND****TRAVELERS CASUALTY AND SURETY COMPANY OF AMERICA**  
Hartford, Connecticut 06183**CONTRACTOR:***(Name, legal status and address)*CALHOUN CONSTRUCTION SERVICES, INC.  
7707 NATIONAL TURNPIKE #400  
LOUISVILLE, KY 40214**SURETY:***(Name, legal status and principal place of business)*TRAVELERS CASUALTY AND SURETY COMPANY OF  
AMERICA, ONE TOWER SQUARE  
HARTFORD, CT 06183**OWNER:***(Name, legal status and address)*BULLITT COUNTY PUBLIC SCHOOLS  
1040 HIGHWAY 44 EAST  
SHEPHERDSVILLE, KY 40165**BOND AMOUNT: FIVE PERCENT (5%) OF THE AMOUNT OF THE BID****PROJECT:***(Name, location or address, and Project number, if any)*PHASE III ATHLETICS  
BULLITT EAST PHYSICAL SCIENCE CENTER  
BID PACKAGE 1: GENERAL CONSTRUCTION

The Contractor and Surety are bound to the Owner in the amount set forth above, for the payment of which the Contractor and Surety bind themselves, their heirs, executors, administrators, successors and assigns, jointly and severally, as provided herein. The conditions of this Bond are such that if the Owner accepts the bid of the Contractor within the time specified in the bid documents, or within such time period as may be agreed to by the Owner and Contractor, and the Contractor either (1) enters into a contract with the Owner in accordance with the terms of such bid, and gives such bond or bonds as may be specified in the bidding or Contract Documents, with a surety admitted in the jurisdiction of the Project and otherwise acceptable to the Owner, for the faithful performance of such Contract and for the prompt payment of labor and material furnished in the prosecution thereof; or (2) pays to the Owner the difference, not to exceed the amount of this Bond, between the amount specified in said bid and such larger amount for which the Owner may in good faith contract with another party to perform the work covered by said bid, then this obligation shall be null and void, otherwise to remain in full force and effect. The Surety hereby waives any notice of an agreement between the Owner and Contractor to extend the time in which the Owner may accept the bid. Waiver of notice by the Surety shall not apply to any extension exceeding sixty (60) days in the aggregate beyond the time for acceptance of bids specified in the bid documents, and the Owner and Contractor shall obtain the Surety's consent for an extension beyond sixty (60) days.

If this Bond is issued in connection with a subcontractor's bid to a Contractor, the term Contractor in this Bond shall be deemed to be Subcontractor and the term Owner shall be deemed to be Contractor.


When this Bond has been furnished to comply with a statutory or other legal requirement in the location of the Project, any provision in this Bond conflicting with said statutory or legal requirement shall be deemed deleted herefrom and provisions conforming to such statutory or other legal requirement shall be deemed incorporated herein. When so furnished, the intent is that this Bond shall be construed as a statutory bond and not as a common law bond.

Signed and sealed this 12TH day of JUNE, 2025

  
\_\_\_\_\_  
(Witness)

  
\_\_\_\_\_  
(Witness) ANDREA CORTES

CALHOUN CONSTRUCTION SERVICES, INC.  
\_\_\_\_\_  
(Principal) (Seal)

  
\_\_\_\_\_  
(Title) KURT MEADORS, VICE PRESIDENT  
TRAVELERS CASUALTY AND SURETY COMPANY OF AMERICA

\_\_\_\_\_  
(Surety) (Seal)  
  
\_\_\_\_\_  
(Title) THOMAS J. MITCHELL, ATTORNEY-IN-FACT



**Travelers Casualty and Surety Company of America**  
**Travelers Casualty and Surety Company**  
**St. Paul Fire and Marine Insurance Company**

**POWER OF ATTORNEY**

KNOW ALL MEN BY THESE PRESENTS: That Travelers Casualty and Surety Company of America, Travelers Casualty and Surety Company, and St. Paul Fire and Marine Insurance Company are corporations duly organized under the laws of the State of Connecticut (herein collectively called the "Companies"), and that the Companies do hereby make, constitute and appoint Andrea Cortes, Elizabeth Dawson, William A. Kantlehner III, William A. Kantlehner IV, Ryan P. Mitchell, Thomas J. Mitchell, S. Annette Mullet, Christopher E. von Allmen, Andrew O. Mucci, Kevin H. Bowling, Adam Terry, and Andrew G. Windhorst Jr. of Louisville, Kentucky their true and lawful Attorney (s)-in-Fact to sign, execute, seal, and acknowledge any and all bonds, recognizances, conditional undertakings and other writings obligatory in the nature thereof on behalf of the Companies, business of guaranteeing the fidelity of persons, guaranteeing the performance of contracts and executing or guaranteeing bonds and undertakings required or permitted in any actions or proceedings allowed by law.

IN WITNESS WHEREOF, the Companies have caused this instrument to be signed, and their corporate seals to be hereto affixed, this 21st day of April, 2021.



State of Connecticut

City of Hartford ss.

By: *Robert L. Raney*  
 Robert L. Raney, Senior Vice President

On this the 21st day of April, 2021, before me personally appeared Robert L. Raney, who acknowledged himself to be the Senior Vice President of each of the Companies, and that he, as such, being authorized so to do, executed the foregoing instrument for the purposes therein contained by signing on behalf of said Companies by himself as a duly authorized officer.

IN WITNESS WHEREOF, I hereunto set my hand and official seal.

My Commission expires the 30th day of June, 2026



*Anna P. Nowik*  
 Anna P. Nowik, Notary Public

This Power of Attorney is granted under and by the authority of the following resolutions adopted by the Boards of Directors of each of the Companies, which resolutions are now in full force and effect, reading as follows:

**RESOLVED**, that the Chairman, the President, any Vice Chairman, any Executive Vice President, any Senior Vice President, any Vice President, any Second Vice President, the Treasurer, any Assistant Treasurer, the Corporate Secretary or any Assistant Secretary may appoint Attorneys-in-Fact and Agents to act for and on behalf of the Company and may give such appointee such authority as his or her certificate of authority may prescribe to sign with the Company's name and seal with the Company's seal bonds, recognizances, contracts of indemnity, and other writings obligatory in the nature of a bond, recognizance, or conditional undertaking, and any of said officers or the Board of Directors at any time may remove any such appointee and revoke the power given him or her; and it is

**FURTHER RESOLVED**, that the Chairman, the President, any Vice Chairman, any Executive Vice President, any Senior Vice President or any Vice President may delegate all or any part of the foregoing authority to one or more officers or employees of this Company, provided that each such delegation is in writing and a copy thereof is filed in the office of the Secretary; and it is

**FURTHER RESOLVED**, that any bond, recognizance, contract of indemnity, or writing obligatory in the nature of a bond, recognizance, or conditional undertaking shall be valid and binding upon the Company when (a) signed by the President, any Vice Chairman, any Executive Vice President, any Senior Vice President or any Vice President, any Second Vice President, the Treasurer, any Assistant Treasurer, the Corporate Secretary or any Assistant Secretary and duly attested and sealed with the Company's seal by a Secretary or Assistant Secretary; or (b) duly executed (under seal, if required) by one or more Attorneys-in-Fact and Agents pursuant to the power prescribed in his or her certificate or their certificates of authority or by one or more Company officers pursuant to a written delegation of authority; and it is

**FURTHER RESOLVED**, that the signature of each of the following officers: President, any Executive Vice President, any Senior Vice President, any Vice President, any Assistant Vice President, any Secretary, any Assistant Secretary, and the seal of the Company may be affixed by facsimile to any Power of Attorney or to any certificate relating thereto appointing Resident Vice Presidents; Resident Assistant Secretaries or Attorneys-in-Fact for purposes only of executing and attesting bonds and undertakings and other writings obligatory in the nature thereof, and any such Power of Attorney or certificate bearing such facsimile signature or facsimile seal shall be valid and binding upon the Company and any such power so executed and certified by such facsimile signature and facsimile seal shall be valid and binding on the Company in the future with respect to any bond or understanding to which it is attached.

I, Kevin E. Hughes, the undersigned, Assistant Secretary of each of the Companies, do hereby certify that the above and foregoing is a true and correct copy of the Power of Attorney executed by said Companies; which remains in full force and effect.

Dated this 12TH day of JUNE, 2021



*Kevin E. Hughes*  
 Kevin E. Hughes, Assistant Secretary

To verify the authenticity of this Power of Attorney, please call us at 1-800-421-3880.  
 Please refer to the above-named Attorney(s)-in-Fact and the details of the bond to which this Power of Attorney is attached.



BG# 25-145 Date Submitted 6-19-2025

Delivery Method

PO Certification Statement Phase

District Code 071  
School Code 187

District Name Bullitt County Public Schools  GC  
Facility Name Bullitt East Physical Science Center  CM

Initial Statement  
 Change Order Stmt.  
 Final Statement

GESC

Contractor Name	PO Number	Bid. Pack. #	Specification Section No.	Purchase Order Description	Vendor Name	Initial PO Amount	Change Order Amount To Date	Reason For Change	Final PO Amount
American Roofing	1			Modified & Metal Roofing	Garland	493,417.72			493,417.72
American Roofing	2			Metal Roof Underlayment	IMETCO	48,000.00			48,000.00
American Roofing	3			Roof Insulation	Johns Manville	92,919.46			92,919.46
American Roofing	4			Metal Wall Panels	Metal Sales	37,582.00			37,582.00
B Sign Group C&T Design & Equipment	5			Signage	B Sign Group	49,979.49			49,979.49
CCS Flooring de-Arn-Ron Building Systems	6			Food Service Equip	Blue Mountain Co.	42,720.98			42,720.98
CCS Flooring de-Arn-Ron Building Systems	7			Forbo Sports Flooring Precast Hollow Core Planks	Floor Covering Distributors	25,955.16			25,955.16
EAC Fence	8			Fence & Gates	deArn-Ron Building Systems	149,136.00			149,136.00
JR Contracting	9			Underground Utility Pipes	Stephens Pipe & Steel	41,080.00			41,080.00
JR Contracting LeGrand Fire Protection	10			Precast Structures	Ferguson Waterworks	10,400.00			10,400.00
LeGrand Fire Protection	11			Pipe & Fabrication	S&M Precast	10,900.00			10,900.00
LeGrand Fire Protection	12			Above Ground Materials					
LeGrand Fire Protection	13			Underground Materials					
Lusk Mechanical	14			HVAC Equip	Thermal Equip Sales	412,430.00			412,430.00
Lusk Mechanical	15			Ductwork Plumbing Fixtures & Equipment	Shape Manufacturing	315,364.00			315,364.00
Lusk Mechanical	16			CMU, Brick, Mortar Masonry Rebar, Accessories	Plumbers Supply Co.	136,171.54			136,171.54
Masonry Additions	17			Turf & Adhesives	Lee Building Products	420,000.00			420,000.00
Masonry Additions	18			Crumb Rubber	Mills Supply Co.	75,500.00			75,500.00
The MOTZ Group	19			Shock Attention Pad	Shaw Sports Turf	38,332.17			38,332.17
The MOTZ Group	20			Overhead Doors	Ertech	8,214.50			8,214.50
The MOTZ Group	21			Paint & Supplies	Schmitz	19,744.00			19,744.00
Overhead Door Company of Louisville	22			Doors, Hardware, Toilet Accessories, FECs, Lockers, Projection Screen	OHD Company of Louisville	50,205.00			50,205.00
Ridge Painting	23				Sherwin Williams	37,684.00			37,684.00
Schiller Hardware	24				Schiller Hardware	408,232.00			408,232.00

BC# 25-145 Date Submitted 6-19-2025  
 District Name Bullitt County Public Schools  GC  GESC  Initial Statement  Final Statement  
 School Code 071 Facility Name Bullitt East Physical Science Center  CM  Change Order Stmt.

Contractor Name	PO Number	Bid. Pack. #	Specification Section No.	Purchase Order Description	Vendor Name	Initial PO Amount	Change Order Amount To Date	Reason For Change	Final PO Amount
SES	26			Joist & Deck	Nucor Vulcraft	380,809.00			380,809.00
SES	27			Processed Plate	JMS Russell Metals	30,000.00			30,000.00
SES Superior Insealators	28			Steel Shapes	Harbor Steel	97,700.00			97,700.00
Toadvine	29			Spray Foam	Superior Insealators	53,887.00			53,887.00
Toadvine	30			Athletic Equipment	Porter Athletics	62,024.00			62,024.00
Wallace Glass	31			Outdoor LED Display	Watchfire Signs	33,388.00			33,388.00
Wallace Glass	32			Storefront	YKK AP	7,672.00			7,672.00
Wallace Glass	33			Glass	Old Castle B.E.	12,280.00			12,280.00
Wallace Glass	34			Aluminum Windows	Winco Window Co.	36,738.00			36,738.00
Wallace Glass	35			Translucent Panels	Kalwall	46,062.50			46,062.50
CCS Interiors	36			Metal Studs & Drywall	LNW	50,000.00			50,000.00
CCS Concrete	37			Concrete	Advanced Ready Mix	130,509.00			130,509.00
CCS Concrete	38			Concrete Rebar	Mills Supply Co.	45,885.00			45,885.00
Durbin	39			Geothermal Vault	Geothermal Supply Co.	39,536.00			39,536.00
Durbin	40			Geothermal Pipe & Fittings	Preferred Pump	144,417.22			144,417.22
						<b>Initial PO Total</b>	<b>\$ 4,094,875.74</b>	<b>Final PO Total</b>	<b>\$ 4,094,875.74</b>

All signatures below are required based upon the appropriate PO certification statement phase. (Initial / Final)

**Initial Certification Statement**

To the best of my knowledge, I certify that all materials listed within this document will be purchased in accordance with 103 KAR 26.070 and 702 KAR 4:160.

**Final Certification Statement**

To the best of my knowledge, I certify that all materials listed within this document have been purchased in accordance with 103 KAR 26.070 and 702 KAR 4:160.

Owner's Signature \_\_\_\_\_ Date 6/19/2025  
 General Contractor's / Construction Manager's Signal \_\_\_\_\_ Date 6-19-2025  
*Matthew N. Ward*  
 Architect's Signature \_\_\_\_\_ Date \_\_\_\_\_

Owner's Signature \_\_\_\_\_ Date \_\_\_\_\_  
 General Contractor's / Construction Manager's Signature \_\_\_\_\_ Date \_\_\_\_\_  
 Architect's Signature \_\_\_\_\_ Date \_\_\_\_\_

