

ALLEN COUNTY - SCOTTSVILLE HIGH
School Activity Fund
Financial Report
May Financial Statement

From Date:

5/1/2025

To Date:

05/30/2025

	Beg. Bal.	Recpt/JV	Disb/JV	Trans In.	Trans Out.	End. Bal
990 Petty Cash	\$0.00	\$0.00	\$0.00	\$0.00	\$0.00	\$0.00
991 Cash on Hand	\$0.00	\$62,757.39	\$0.00	\$0.00	(\$62,757.39)	\$0.00
* 992 Checking	\$274,193.46	\$1,705.99	\$(55,287.63)	\$62,757.39	\$0.00	\$283,369.21
993 Savings	\$0.00	\$0.00	\$0.00	\$0.00	\$0.00	\$0.00
994 Investments	\$0.00	\$0.00	\$0.00	\$0.00	\$0.00	\$0.00
	\$274,193.46	\$64,463.38	\$(55,287.63)	\$62,757.39	(\$62,757.39)	\$283,369.21 *

Beginning Ledger Balance: \$274,193.46

Add: Receipts + Transfer In: \$127,220.77

Sub-Total: \$401,414.23

Less: Expenditures + Trans Out (\$118,045.02)

Ending Ledger Balance * \$283,369.21

Balance per Bank Statement: \$300,014.24

Ending Balance Other GL Accounts: \$0.00

Add: Deposits in Transit: \$0.00


Sub Total: \$300,014.24

Less Outstanding Checks \$16,645.03


Actual Cash Balance * \$283,369.21

* These three numbers must agree.

The above information is a true statement of the financial condition of the various activity accounts of this school.


Principal

6/5/25
Date


Central Fund Treasurer

6/5/25
Date

**School Activity Fund
Financial Report**

May Financial Statement

From Date:	5/1/2025
To Date:	05/30/2025

Acct	Activity Account	Beg. Bal.	Recpt/JV	Disb/JV	Transfer In	Transfer Out	End. Bal.
0	No Activity Account	\$0.00	\$0.00	\$ 0.00	\$0.00	\$0.00	\$0.00
	Group Total:	\$0.00	\$0.00	\$ 0.00	\$0.00	\$0.00	\$0.00
101	General	\$81,436.67	\$1,043.39	\$(135.86)	\$0.00	\$0.00	\$82,344.20
	Group Total:	\$81,436.67	\$1,043.39	\$(135.86)	\$0.00	\$0.00	\$82,344.20
102	Boys Basketball	\$2,632.28	\$0.00	\$(1,050.00)	\$0.00	\$0.00	\$1,582.28
	Group Total:	\$2,632.28	\$0.00	\$(1,050.00)	\$0.00	\$0.00	\$1,582.28
103	Girls Basketball	\$3,485.36	\$0.00	\$(121.11)	\$0.00	\$0.00	\$3,364.25
	Group Total:	\$3,485.36	\$0.00	\$(121.11)	\$0.00	\$0.00	\$3,364.25
104	Football	\$2,087.46	\$0.00	\$ 0.00	\$0.00	\$0.00	\$2,087.46
	Group Total:	\$2,087.46	\$0.00	\$ 0.00	\$0.00	\$0.00	\$2,087.46
105	Baseball	\$0.00	\$0.00	\$(2,870.00)	\$0.00	\$0.00	\$(2,870.00)
	Group Total:	\$0.00	\$0.00	\$(2,870.00)	\$0.00	\$0.00	\$(2,870.00)
107	Annual	\$14,443.74	\$9,300.00	\$(210.74)	\$0.00	\$0.00	\$23,533.00
	Group Total:	\$14,443.74	\$9,300.00	\$(210.74)	\$0.00	\$0.00	\$23,533.00
109	Academic Team	\$2,338.85	\$0.00	\$ 0.00	\$0.00	\$0.00	\$2,338.85
	Group Total:	\$2,338.85	\$0.00	\$ 0.00	\$0.00	\$0.00	\$2,338.85
111	Beta	\$4,664.87	\$2,411.66	\$(1,997.67)	\$0.00	\$0.00	\$5,078.86
	Group Total:	\$4,664.87	\$2,411.66	\$(1,997.67)	\$0.00	\$0.00	\$5,078.86
112	Black Heritage	\$743.86	\$0.00	\$ 0.00	\$0.00	\$0.00	\$743.86
	Group Total:	\$743.86	\$0.00	\$ 0.00	\$0.00	\$0.00	\$743.86
113	Cheerleaders	\$57.08	\$662.91	\$(662.91)	\$0.00	\$0.00	\$57.08
	Group Total:	\$57.08	\$662.91	\$(662.91)	\$0.00	\$0.00	\$57.08
115	Chorus	\$8.19	\$0.00	\$ 0.00	\$0.00	\$0.00	\$8.19
	Group Total:	\$8.19	\$0.00	\$ 0.00	\$0.00	\$0.00	\$8.19
119	English	\$216.33	\$0.00	\$ 0.00	\$0.00	\$0.00	\$216.33
	Group Total:	\$216.33	\$0.00	\$ 0.00	\$0.00	\$0.00	\$216.33
120	Faculty Concession	\$228.76	\$124.03	\$(85.96)	\$0.00	\$0.00	\$266.83
	Group Total:	\$228.76	\$124.03	\$(85.96)	\$0.00	\$0.00	\$266.83
121	FFA	\$8,230.36	\$3,946.71	\$(6,628.93)	\$0.00	\$0.00	\$5,548.14
	Group Total:	\$8,230.36	\$3,946.71	\$(6,628.93)	\$0.00	\$0.00	\$5,548.14
122	FCCLA	\$2,993.63	\$1,350.00	\$(7,249.43)	\$125.00	\$0.00	\$(2,780.80)
	Group Total:	\$2,993.63	\$1,350.00	\$(7,249.43)	\$125.00	\$0.00	\$(2,780.80)
125	Family & Consumer Scier	\$1,703.60	\$15.00	\$ 0.00	\$0.00	\$(125.00)	\$1,593.60
	Group Total:	\$1,703.60	\$15.00	\$ 0.00	\$0.00	\$(125.00)	\$1,593.60
129	Library	\$1,531.85	\$25.00	\$ 0.00	\$0.00	\$0.00	\$1,556.85
	Group Total:	\$1,531.85	\$25.00	\$ 0.00	\$0.00	\$0.00	\$1,556.85
131	Math	\$0.00	\$0.00	\$ 0.00	\$0.00	\$0.00	\$0.00
	Group Total:	\$0.00	\$0.00	\$ 0.00	\$0.00	\$0.00	\$0.00
132	Pep Club	\$2,367.67	\$0.00	\$ 0.00	\$0.00	\$0.00	\$2,367.67
	Group Total:	\$2,367.67	\$0.00	\$ 0.00	\$0.00	\$0.00	\$2,367.67
134	Prom	\$22,323.17	\$85.00	\$(5,700.00)	\$0.00	\$0.00	\$16,708.17

**School Activity Fund
Financial Report**

May Financial Statement

From Date:	5/1/2025
To Date:	05/30/2025



<u>Acct</u>	<u>Activity Account</u>	<u>Beg. Bal.</u>	<u>Recpt/JV</u>	<u>Disb/JV</u>	<u>Transfer In</u>	<u>Transfer Out</u>	<u>End. Bal.</u>
181	History Club	\$935.82	\$0.00	\$ 0.00	\$0.00	\$0.00	\$935.82
	Group Total:	\$935.82	\$0.00	\$ 0.00	\$0.00	\$0.00	\$935.82
183	Associate Athletics	\$1,270.29	\$0.00	\$ 0.00	\$0.00	\$0.00	\$1,270.29
	Group Total:	\$1,270.29	\$0.00	\$ 0.00	\$0.00	\$0.00	\$1,270.29
185	Drama	\$7,512.72	\$0.00	\$ 0.00	\$0.00	\$0.00	\$7,512.72
	Group Total:	\$7,512.72	\$0.00	\$ 0.00	\$0.00	\$0.00	\$7,512.72
187	Science Olympiad	\$29.04	\$0.00	\$ 0.00	\$0.00	\$0.00	\$29.04
	Group Total:	\$29.04	\$0.00	\$ 0.00	\$0.00	\$0.00	\$29.04
191	Faculty Flower Fund	\$102.28	\$0.00	\$ 0.00	\$0.00	\$0.00	\$102.28
	Group Total:	\$102.28	\$0.00	\$ 0.00	\$0.00	\$0.00	\$102.28
193	Swim	\$1,465.76	\$88.00	\$(289.00)	\$0.00	\$0.00	\$1,264.76
	Group Total:	\$1,465.76	\$88.00	\$(289.00)	\$0.00	\$0.00	\$1,264.76
195	ROTC	\$8,420.99	\$6,250.00	\$ 0.00	\$0.00	\$0.00	\$14,670.99
	Group Total:	\$8,420.99	\$6,250.00	\$ 0.00	\$0.00	\$0.00	\$14,670.99
197	Fishing Team	\$17.93	\$0.00	\$ 0.00	\$0.00	\$0.00	\$17.93
	Group Total:	\$17.93	\$0.00	\$ 0.00	\$0.00	\$0.00	\$17.93
198	Greenhouse/Floral	\$11,553.98	\$4,140.50	\$(1,099.53)	\$0.00	\$0.00	\$14,594.95
	Group Total:	\$11,553.98	\$4,140.50	\$(1,099.53)	\$0.00	\$0.00	\$14,594.95
199	Ag. Shop	\$9,603.30	\$0.00	\$ 0.00	\$0.00	\$0.00	\$9,603.30
	Group Total:	\$9,603.30	\$0.00	\$ 0.00	\$0.00	\$0.00	\$9,603.30
201	Musical/Performing Arts	\$15,311.26	\$120.00	\$ 0.00	\$0.00	\$0.00	\$15,431.26
	Group Total:	\$15,311.26	\$120.00	\$ 0.00	\$0.00	\$0.00	\$15,431.26
205	Soccer	\$0.00	\$0.00	\$ 0.00	\$0.00	\$0.00	\$0.00
	Group Total:	\$0.00	\$0.00	\$ 0.00	\$0.00	\$0.00	\$0.00
206	Art Department	\$5.12	\$0.00	\$ 0.00	\$0.00	\$0.00	\$5.12
	Group Total:	\$5.12	\$0.00	\$ 0.00	\$0.00	\$0.00	\$5.12
207	Boys Golf	\$150.00	\$0.00	\$ 0.00	\$0.00	\$0.00	\$150.00
	Group Total:	\$150.00	\$0.00	\$ 0.00	\$0.00	\$0.00	\$150.00
208	Girls Golf	\$3,458.72	\$0.00	\$ 0.00	\$0.00	\$0.00	\$3,458.72
	Group Total:	\$3,458.72	\$0.00	\$ 0.00	\$0.00	\$0.00	\$3,458.72
209	Archery Club	\$1,889.38	\$0.00	\$(305.18)	\$0.00	\$0.00	\$1,584.20
	Group Total:	\$1,889.38	\$0.00	\$(305.18)	\$0.00	\$0.00	\$1,584.20
211	Environmental Club	\$2,254.35	\$0.00	\$ 0.00	\$0.00	\$0.00	\$2,254.35
	Group Total:	\$2,254.35	\$0.00	\$ 0.00	\$0.00	\$0.00	\$2,254.35
213	DAF Instruction-Sweep	\$0.00	\$0.00	\$ 0.00	\$0.00	\$0.00	\$0.00
	Group Total:	\$0.00	\$0.00	\$ 0.00	\$0.00	\$0.00	\$0.00
214	DAF Athletics-Sweep	\$0.00	\$0.00	\$ 0.00	\$0.00	\$0.00	\$0.00
	Group Total:	\$0.00	\$0.00	\$ 0.00	\$0.00	\$0.00	\$0.00
216	ACSHS Class Night	(\$799.78)	\$0.00	\$(622.99)	\$0.00	\$0.00	(\$1,422.77)
	Group Total:	(\$799.78)	\$0.00	\$(622.99)	\$0.00	\$0.00	(\$1,422.77)
217	21st CCLC	\$252.27	\$0.00	\$(222.49)	\$0.00	\$0.00	\$29.78

ALLEN COUNTY - SCOTTSVILLE HIGH
School Activity Fund
Financial Report
May Financial Statement

From Date:	5/1/2025
To Date:	05/30/2025

Acct	Activity Account	Beg. Bal.	Recpt/JV	Disb/JV	Transfer In	Transfer Out	End. Bal.
239	Culinary	\$789.08	\$454.68	\$ 0.00	\$0.00	\$0.00	\$1,243.76
	Group Total:	\$789.08	\$454.68	\$ 0.00	\$0.00	\$0.00	\$1,243.76
240	Educator's Rising	\$355.00	\$0.00	\$(150.00)	\$0.00	\$0.00	\$205.00
	Group Total:	\$355.00	\$0.00	\$(150.00)	\$0.00	\$0.00	\$205.00
241	Patriot Place	\$5,442.36	\$0.00	\$ 0.00	\$0.00	\$0.00	\$5,442.36
	Group Total:	\$5,442.36	\$0.00	\$ 0.00	\$0.00	\$0.00	\$5,442.36
242	Badminton Club	\$77.79	\$0.00	\$ 0.00	\$0.00	\$0.00	\$77.79
	Group Total:	\$77.79	\$0.00	\$ 0.00	\$0.00	\$0.00	\$77.79
243	Patriot Academy	\$0.00	\$310.00	\$(120.00)	\$0.00	\$(190.00)	\$0.00
	Group Total:	\$0.00	\$310.00	\$(120.00)	\$0.00	\$(190.00)	\$0.00
244	BOYS VOLLEYBALL	\$1,924.00	\$399.00	\$(5,079.99)	\$0.00	\$0.00	(\$2,756.99)
	Group Total:	\$1,924.00	\$399.00	\$(5,079.99)	\$0.00	\$0.00	(\$2,756.99)
Grand Total:		\$274,193.46	\$64,463.38	\$(55,287.63)	\$315.00	\$(315.00)	\$283,369.21

I have reviewed the above ledger report and attached reports for the current month. I find them accurate and complete to the best of my knowledge.

Bookkeeper:  Date: 6/5/25
Principal:  Date: 6/5/25

Bank Reconciliation Report

Checking Account

992

Date From 5/1/2025

Date to 05/30/2025

Ending Balance on Statement Dated : 05/30/2025	\$300,014.24
Outstanding Deposits (Bank Deposits) -> +	\$0.00
Less Outstanding Checks:	\$16,645.03
Cash Balance as of : 05/30/2025	\$283,369.21 ***

Cash Balance for Checking as of 5/1/2025	\$274,193.46
Add: Total Deposits (Bank Deposits):	\$64,463.38
Less: Total Checks and Withdrawals:	(\$55,287.63)
Computer Cash Balance as of : 05/30/2025	\$283,369.21 ***

Summary of Asset Accounts

Gl Acct	Account Name	Begin Bal	Recpt/JV	Disb/JV	Transfer	End Bal.
990	Petty Cash	\$0.00	\$0.00	\$0.00	\$0.00	\$0.00
991	Cash on Hand	\$0.00	\$62,757.39	\$0.00	(\$62,757.39)	\$0.00
992	Checking	\$274,193.46	\$1,705.99	(\$55,287.63)	\$62,757.39	\$283,369.21 ***
993	Savings	\$0.00	\$0.00	\$0.00	\$0.00	\$0.00
994	Investments	\$0.00	\$0.00	\$0.00	\$0.00	\$0.00
Grand Total		\$274,193.46	\$64,463.38	(\$55,287.63)	\$0.00	\$283,369.21

I have reviewed the above ledger report and attached reports for the current month. I find them accurate and complete to the best of my knowledge.

Bookkeeper:

Date:

Principal:

Date:

*** Entries Must Match