



Raptor VisitorSafe™

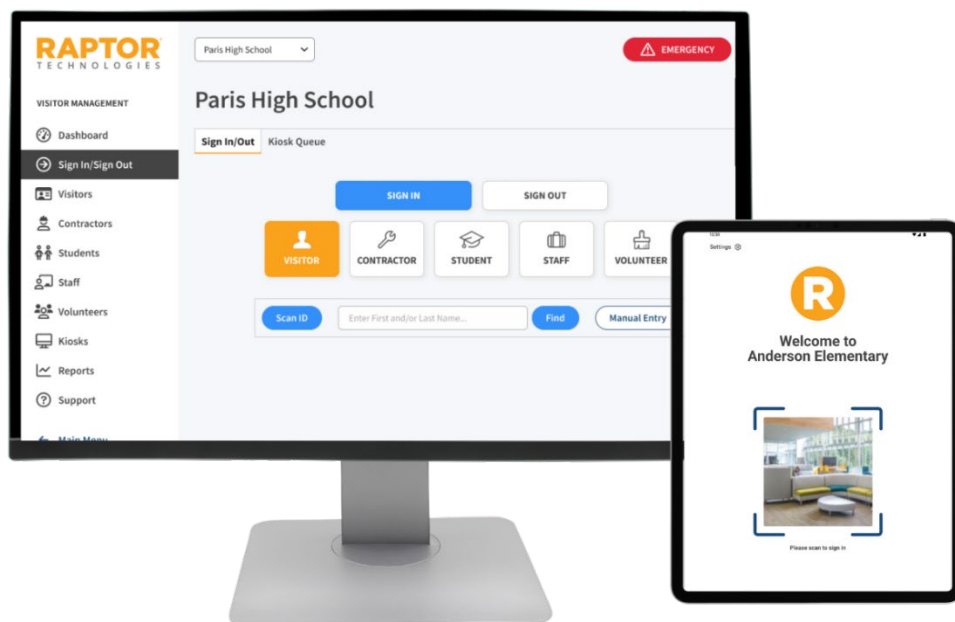
The Flexible, Low-Cost Way of Managing Visitors

Raptor Technologies

2900 North Loop West, Suite 900
Houston, TX 77092
info@raptortech.com

Raptor VisitorSafe™

Raptor began with a vision to build the first web-based Visitor Management system designed specifically for K-12. That system, Raptor VisitorSafe, is now trusted to protect more schools than all other K-12 Visitor Management systems combined. Raptor VisitorSafe screens an average of **5.3 million visitors**, **flags 1,000 sex offenders** and **provides schools with more than 625 custom alerts per month**, most often child-custody related. Raptor VisitorSafe provides the entire school community with a proactive approach to campus safety and a streamlined, frictionless visitor experience. Using advanced technology to verify identities helps ensure only safe individuals are on campus.



Raptor VisitorSafe includes advanced identity verification technology to ensure that the person checking in matches the individual on the presented ID.

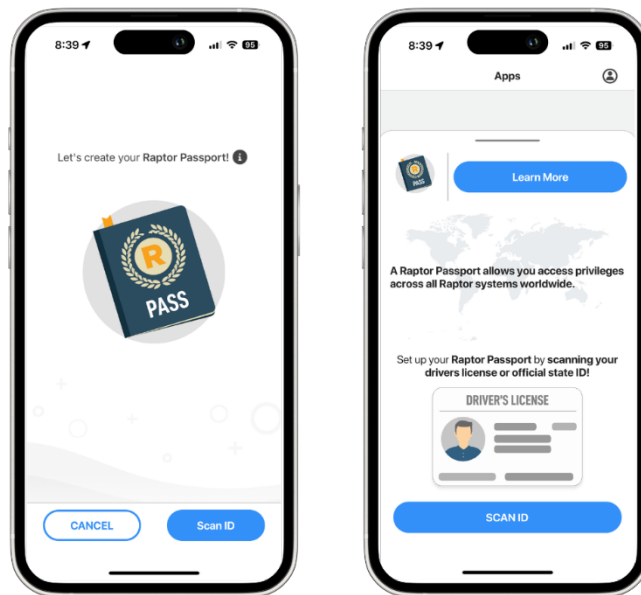
Raptor VisitorSafe offers numerous features that enhance safety and ensure a secure and seamless visitor experience at your school, including:

Advanced Identity Verification

- Raptor VisitorSafe includes advanced facial matching technology to ensure that the person checking in matches the individual on the presented ID.
- This feature is designed to enhance the security of your campus by verifying visitor identities in real-time and alerting staff immediately of any mismatches.

Raptor Safe Passport

- VisitorSafe includes the first of its kind, Raptor Safe app, enabling community members to create verified profiles and once approved, receive a Raptor Safe Passport for quick entry. This secure digital ID, ideal for frequent visitors and contractors, is issued after identity verification to ensure authenticity.
- Schools can enhance convenience and efficiency, without compromising security. The security measures built into the app are superior to other methods as they require proof of a live person completing the verification process.
- Additionally, the Passport features a dynamic QR code that refreshes regularly, preventing unauthorized use of screenshots.



VisitorSafe includes the Raptor Safe app, enabling community members to create verified profiles and once approved, receive a Raptor Safe Passport for quick entry.

Comprehensive Screening Process

- Raptor VisitorSafe enables schools to confidently manage visitor access and ensure student safety through comprehensive screening capabilities.
- VisitorSafe screens visitors against an unlimited number of custom databases (e.g., custodial restrictions, expelled students, banned individuals) and national sex offender registries in all 50 states, while also verifying custodial rights to ensure students are released only to approved guardians, enhancing campus safety and student protection.

Visitor Location Information and Emergency Support

- Raptor VisitorSafe ensures schools know where visitors are supposed to be based on the destination they are approved for during check-in. This information is printed on their badge, making it easy for staff to verify the visitor's location and purpose.

- VisitorSafe integrates with Raptor Emergency Management during emergencies, allowing school administrators and first responders to quickly account for visitors and address discrepancies for real-time accountability and reunification.

Student and Staff Management Options

- Provide accurate records and easily process late arrivals with customizable reasons and configurable thresholds.
- Allow approved guardians to check out students for early dismissal, keeping a record for school administration
- Track staff and district-wide employees for a better record of substitute, staff, and itinerant teacher sign-ins.

Flexible Workflows

- Schools have the flexibility to configure check-in/out experiences to meet their evolving needs without sacrificing safety. Easily align workflows and station configurations to personas, levels of security and types of volume.
- Multiple hardware options are available to support your workflows.

RAPTOR[®]

TECHNOLOGIES

Raptor Technologies

2900 North Loop West, Suite 900
Houston, TX 77092
info@raptortech.com



Raptor Badge Alert

One Button. Unmatched Emergency
Management Functionality

Raptor Technologies

2900 North Loop West, Suite 900
Houston, TX 77092
info@raptortech.com

Raptor Emergency Management



The Raptor Emergency Management Suite offers a unified platform that streamlines school safety operations through a consistent, user-friendly interface. This design makes the platform easy to learn and simplifies training for staff, significantly reducing the time and effort spent on administrative tasks.

With Raptor's single-platform solution, districts only need to implement and maintain integrations with one school safety system, cutting down on complexity and saving valuable resources. Furthermore, this integrated approach minimizes liabilities by helping to reduce risks related to compliance issues, documentation accuracy, chain of custody management, and the overall reliability of safety procedures.

By adopting the Raptor Emergency Management Suite, districts can expect a meaningful enhancement in safety-related outcomes, ensuring a more secure and well-managed environment for everyone.

In the past year alone, districts and schools that use Raptor Emergency Management and Raptor Alert have:

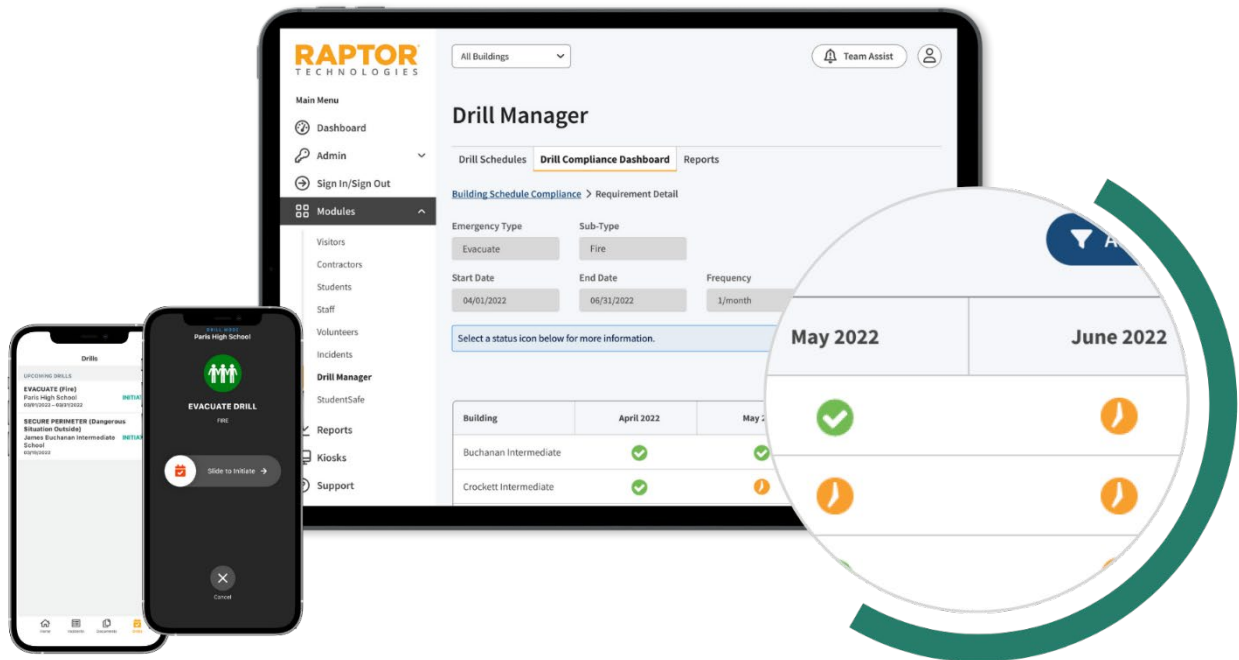
- Responded to more than **70,000 Total Incidents**
- Engaged in over **12,000 Team Assists**
- Scheduled and run nearly **41,000 Drills**
- Notified staff and addressed over **17,000 Emergencies**

"Like I tell teachers and family members, this is a great way to keep you up to date on what is happening at your school or in your kid's school. For teachers, it's also a great way to be able to alert others and get help sooner in an emergency situation. Raptor is a wonderful tool to have."

Charles Gunter, Security Officer, Polk County Public Schools, FL

Raptor Drill Manager

An effective emergency response begins with how well the school conducts drills. With Raptor Drill Manager, schools can easily schedule, conduct, and report on drills, as well as practice their emergency operations plan (EOP) that is configured in Raptor Alert. These integrated modules empower schools to be better prepared.



Initiate drills according to your emergency response protocols.

Raptor Drill Manager empowers staff to initiate a drill from any device using the same functionality as during an actual emergency. This helps ensure preparedness and consistency across all scenarios. The platform helps streamline compliance with state- and District-mandated drill requirements by enabling you to efficiently **schedule, initiate, log, and track** drills for each school, all from a smart device.

With Raptor Drill Manager, staff and administrators benefit from a standardized approach, using common vocabulary and consistent actions throughout the application. Additionally, the platform's reporting capabilities enable districts to analyze drill performance and identify opportunities for improvement, enhancing outcomes in critical ways:

Provide Quick Access to Critical Documents

- Upload and share building maps, response procedures, and EOPs district-wide.
- Schools can provide law enforcement and school personnel 24/7 easy access via the mobile app for use during drills and real emergencies.

Comply with State and District Mandates

- Raptor helps schools comply with state and district drill requirements, including scheduling all required drills and managing building- and district-level compliance through a comprehensive dashboard.

Customize Drill Information

- Schools can customize drill requirements by incorporating drill-specific questions that must be answered to complete the drill. This enhancement helps schools collect vital context and enables compliance with local and state mandates that require detailed information on drills

Build Muscle Memory

- In a true emergency, a person's motor skills and ability to process information to make decisions are severely degraded. By using the same interface for both drills and real emergencies, you can help your staff build muscle memory and confidence in their ability to respond effectively during an emergency.
- Drills can be initiated directly from any mobile or web-enabled device, with automated notifications reminding each school of upcoming drills.
- Raptor Drill Manager also allows staff to get back to the classroom faster with real-time dashboards to speed completion.

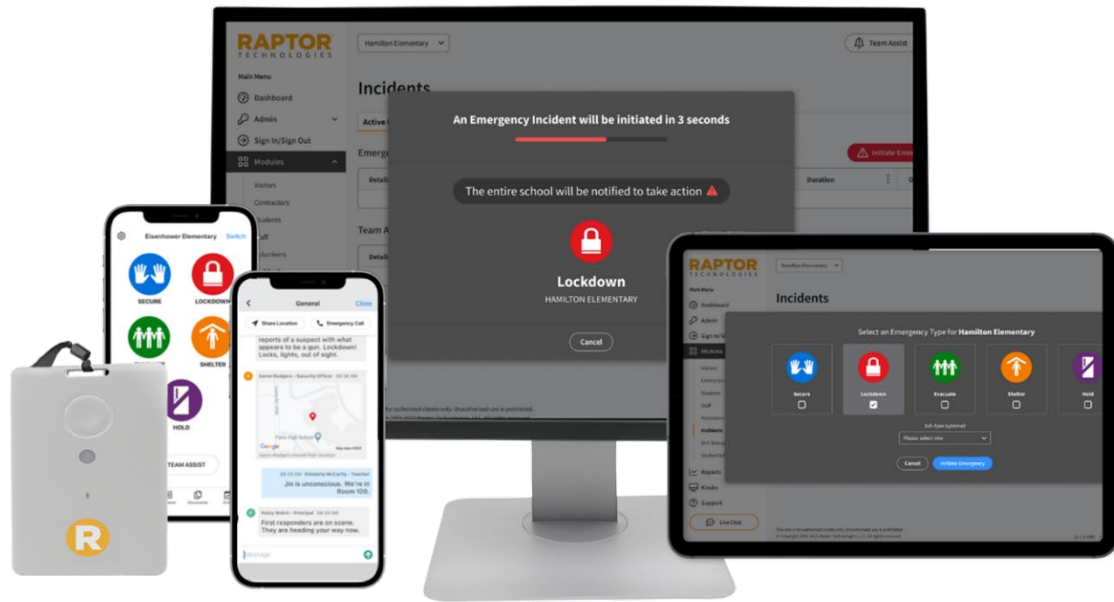
Create Automatic Notifications

- When your building administrators pre-schedule drills in Raptor Drill Manager, they can include automatic advance notifications to alert and prepare select staff as well as local law enforcement.
- This allows first responders to participate in drills with the school and reinforces a collaborative approach to training and debriefing.

Improve Drill Performance

- Safety hinges not just on how well you conduct your drills but what you learn from them. Analyzing drill performance to understand gaps and weaknesses can help improve outcomes. Highly detailed dashboards allow administrators to scan drill status for every building, drill type, and compliance status.

Raptor Badge Alert



Seamlessly integrated with the Raptor® Alert application, Raptor Badge Alert provides a powerful, discreet, wearable solution for easily initiating an emergency response.

Raptor Badge Alert

Raptor Badge Alert is a discreet, wearable emergency notification solution designed to enhance school safety. By simply pushing a button, staff can instantly alert everyone in the building to help ensure a rapid response to school emergencies.

In harmony with the Raptor Emergency Management platform, the system provides seamless communication across multiple channels, including push notifications, strobe lights, intercoms, and digital signage. The badge operates on a reliable LoRa network, ensuring coverage throughout the entire campus—even in areas with limited Wi-Fi or cellular connectivity.

Strategically placed beacons triangulate the badge's location, providing floor-level accuracy displayed on interactive campus maps. This immediate situational awareness empowers responders to coordinate efforts efficiently. By combining the ease of wearable technology with the power of integrated software, schools can gain confidence in their ability to quickly respond to any situation. Raptor Badge Alert is an essential tool for proactive, efficient campus safety management. **Key features include:**

Campus-Wide Coverage

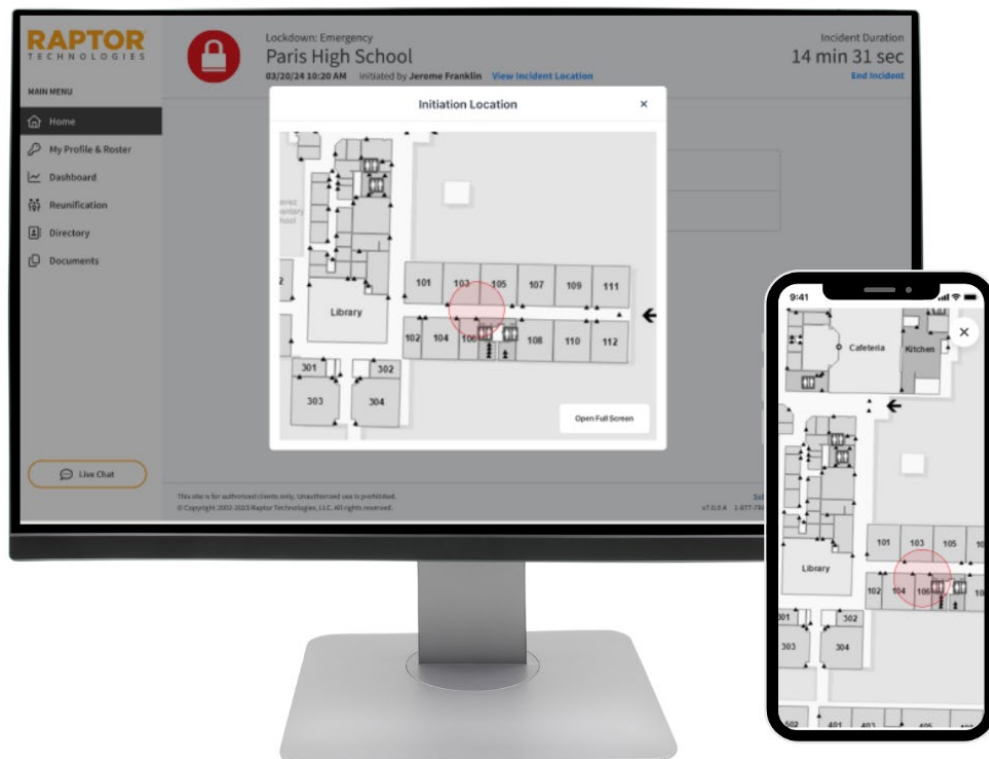
- LoRa technology provides reliable, long-range coverage across the entire school campus, including outdoor spaces such as playgrounds, parking lots, and athletic fields.
- This enables help to be summoned from any location on campus, indoors or outdoors.
- By leveraging LoRa technology, schools gain a highly reliable, long-range, and low-power emergency communication network that operates independently of Wi-Fi or mesh systems—ensuring seamless, campus-wide coverage without the need for costly infrastructure upgrades or increased bandwidth demands.

Quick, Accessible Activation

- Raptor Badge Alert is small, lightweight, and easy to use, with a straightforward design that makes it simple to operate in high-stress situations.
- The wearable device is always accessible, allowing staff to activate an alert quickly no matter where they are, reducing response times in emergencies.

Incident Location Visibility

- Raptor elevates situational awareness, empowering first responders with floor-level location information.
- When an alert is activated, the platform uses beacon-transmitted data to generate location data.
- Staff and students can be accounted for, providing real-time dashboards and helping incident commanders allocate resources most effectively.



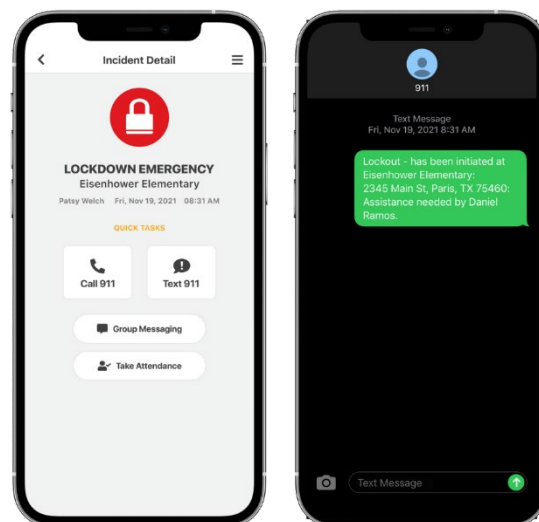
Raptor elevates situational awareness, empowering first responders with floor-level location information.

Ongoing Health Checks

- Automatic notifications are sent to individual staff members when their badge battery is low.
- Regular monitoring ensures that each badge, beacon, and gateway is functional and ready for use at all times, providing peace of mind and reducing the risk of failure during an emergency.
- This proactive approach to maintenance helps ensure the system's reliability and effectiveness in critical situations.

Connecting to 911

- When Raptor Badge Alert is activated, it connects directly to 911 through the Raptor Alert app. Raptor Alert is compatible with all standard Public Safety Answering Points and emergency calling infrastructure and is RapidSOS Ready™ which accelerates the transfer of critical emergency alert data, including location to 911 and first responders.
- Beyond the capabilities of standard 911 systems (i.e. callback number and location), this integration enhances the speed and efficiency of emergency response by providing additional information to first responders, such as: caller information, type of emergency, dispatchable address, callback number, school name and additional on-campus details (i.e. building name).



Raptor Alert text to 911 incident details.

Configurable Alerts

Panic button alerts come preset for general emergencies and can also be fully configured to your school's specific needs, including response teams and notifications sent through Raptor Alert.

- You can configure the type of alerts and who should receive them per emergency type. This ensures that only the principal and school nurse, for example, are notified when a teacher needs assistance with a playground injury, but that the entire campus and 911 are notified if there is a violent intruder.
- You have the option to configure different critical alert sounds for each emergency type. Distinct voice-over phrases are used for emergencies and drills, such as "This is an Emergency" and "This is a Drill," helping provide clear notifications about the nature of the alert.
- In addition, Raptor works closely with The "I Love U Guys" Foundation to incorporate the Standard Response Protocol into our platform. Raptor is among a very select group officially licensed to offer their Standard Response Protocol as part of our Emergency Management software, including the "I Love U Guys" Foundations' terminology and iconography.
- For certain alerts, push notifications show and play audio even if the phone is in silent/do not disturb mode to help inform staff an incident is taking place. They also maximize the volume of the mobile device.

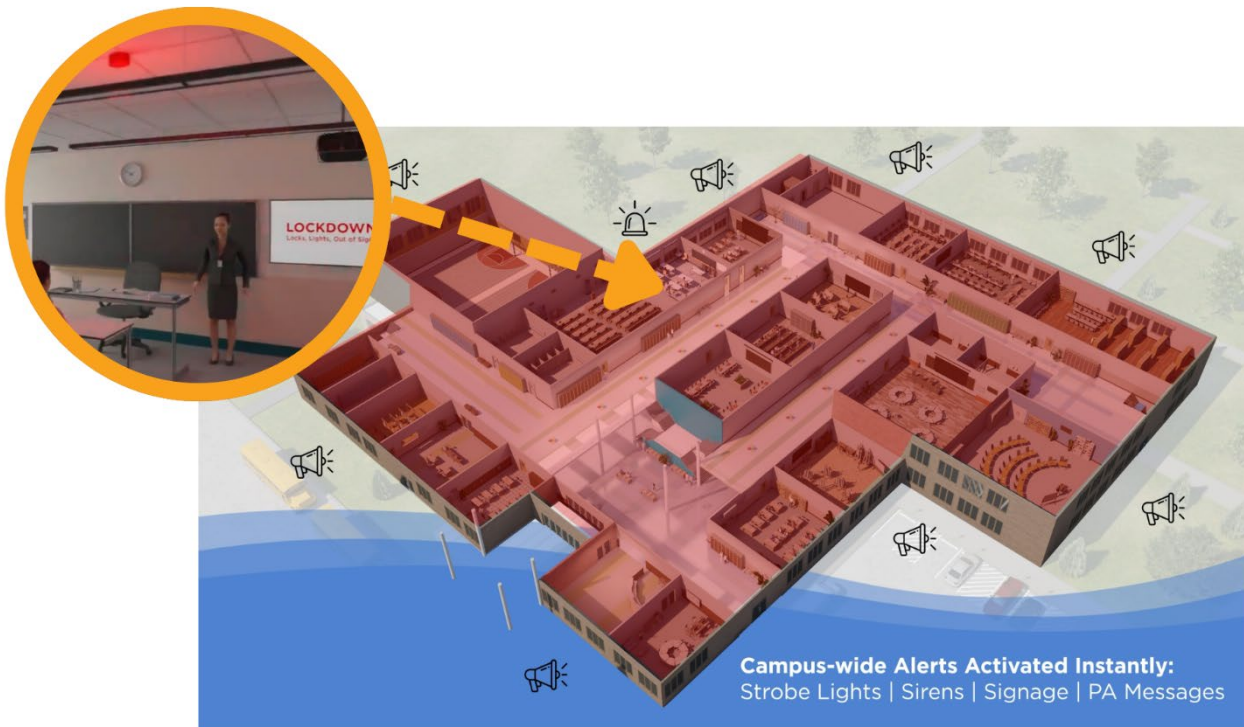
Enables Critical Communication

- Once the alert is initiated, the Raptor Alert app enables real-time group messaging, allowing teams to stay in touch and share critical information throughout an incident.
- Staff can create a secure group message for two-way communication within the app, which allows staff to share their information about the situation, including real-time GPS location, direct first responder resources efficiently, and save time.
- When an emergency response is ended by an authorized staff member, everyone will receive a notification.
- Everyday situations can escalate quickly without the presence of the appropriate personnel to identify and resolve the issue. The Team Assist feature within Raptor Alert gives teachers and staff the power to request help for situations like student fights, irate visitors, or medical incidents. This sends alerts to a pre-determined group of staff and enables those involved to chat through group messaging.

- Multiple localized incidents (“Team Assists”) can be initiated at the same time and during a campus-wide emergency, sending targeted notifications for an immediate response (e.g., it is possible to need medical assistance while a school is in a campus-wide Secure protocol).

Integrate with Existing Safety Infrastructure

- Raptor Badge Alert and the Raptor Alert app can be configured to automatically activate your other mass notification and security technology such as strobe lights, intercoms, sirens, alarms, digital signage, access control etc.
- The Raptor Connect **open API** supports multi-layered alerting and seamless integration with existing school safety infrastructure.
- This enables staff to initiate alerts through wearable badges, mobile apps, web platforms, or other integrated technologies, offering flexibility and ensuring that alerts can be triggered in any situation.



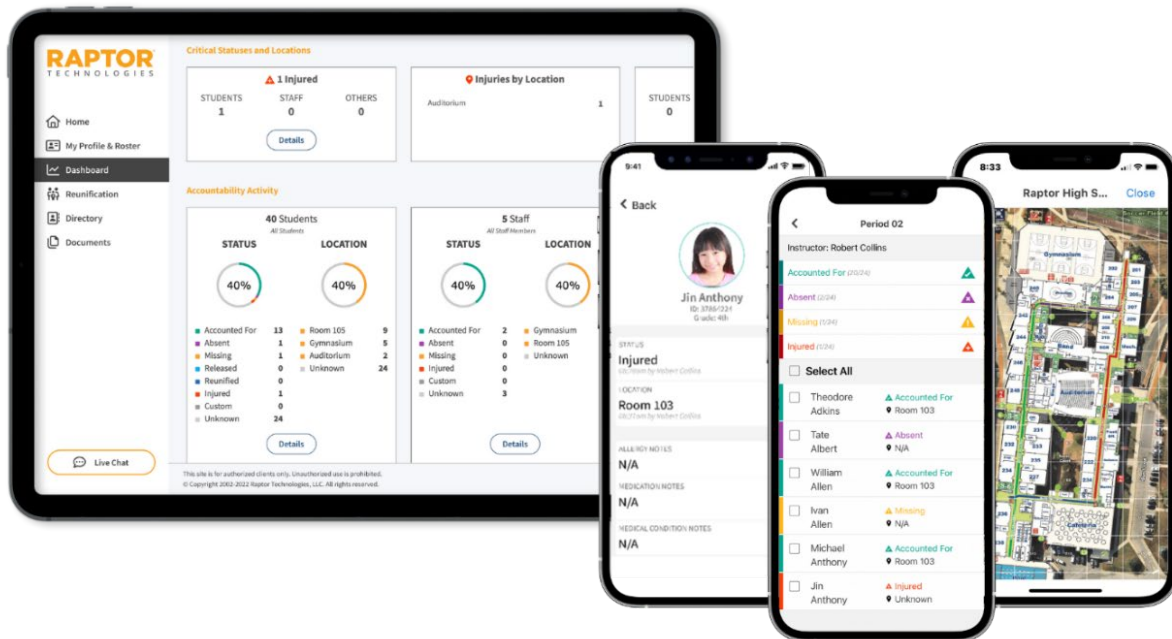
Raptor Badge Alert can be configured to automatically activate your other mass notification and security technologies.

Schools benefit from a unified, end-to-end emergency management solution that reduces complexity and ensures all critical safety functions are connected. By connecting and consolidating emergency communication, alerting, and accountability within one system, schools can act faster and more effectively during crises. The value of a single platform for incident alerting, drill execution, and emergency response coordination cannot be overstated – reducing response times by streamlining communication and action steps in one centralized solution.

Raptor Accountability

Account for Everyone

Connected to your SIS, Raptor Accountability accesses class rosters so teachers or staff members can quickly search for individual students or staff to account for them during an emergency. Even if a student is not in the assigned room at the time of the alert, any staff member can account for them. This in turn will indicate to the designated staff member their student's status and location. Raptor Accountability enables teachers and staff to account for themselves, students, and visitors directly in the mobile app.



Raptor Accountability provides real-time data on the location and status of everyone on campus.

View Real-Time Updates of Who is on Campus

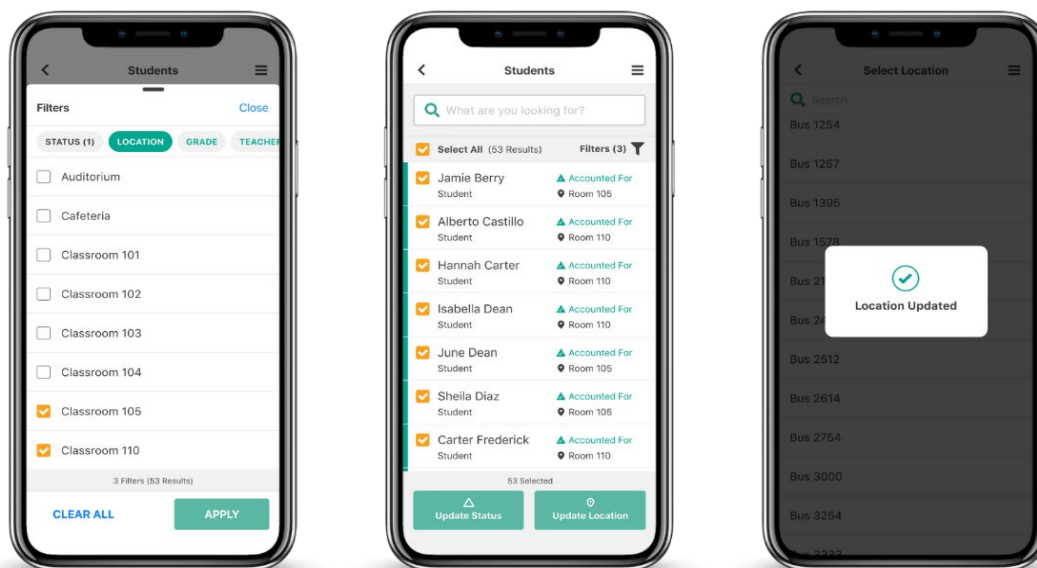
Through your Incident Command Dashboard (pictured above), Raptor Accountability provides real-time updates on who is currently on campus by location and status. Raptor's dashboard provides comprehensive visibility of the status and location of all students and staff. This is configurable and can be used at the district Emergency Operations Center (EOC) as a means of providing real-time feedback throughout an emergency.

This also allows staff, first responders, and incident commanders to quickly see everyone's location and who is accounted for, who is missing, and if anyone is injured, enabling first responders to know where they're needed most. The intuitive dashboard updates in real-time during emergencies and provides summary views for after-incident reporting. These reports include a detailed history of events for everyone.

Tracking Individual Status Changes in Real-Time

As the emergency evacuation progresses, a robust dashboard updates in real-time with this information.

1. Building and District level administrators can see, in real-time, the location and status of everyone.
2. First responders can access data on all students and staff, including information on location, status, medical conditions and allergies, and guardian contact information.
3. Intuitive dashboards update in real-time during emergencies and provide summary views for incident reporting. This insight helps them know where they are needed most so they can direct resources efficiently.



Account for and communicate student activity during an emergency or drill, allowing staff to see the location and status of all students and staff.

Adjust Statuses Based on Your Needs

Raptor Accountability includes the status - absent, missing, injured, or custom statuses as defined by the district and the location of everyone on campus. For example, we have customers who have created a custom status titled "Safe Off Campus".

The average district opts for six (6) to eight (8) different types of descriptive terms, making multiple options available to their staff for better immediate notification to others when students are out of class and their destinations.

Raptor Reunification

Reduce Trauma

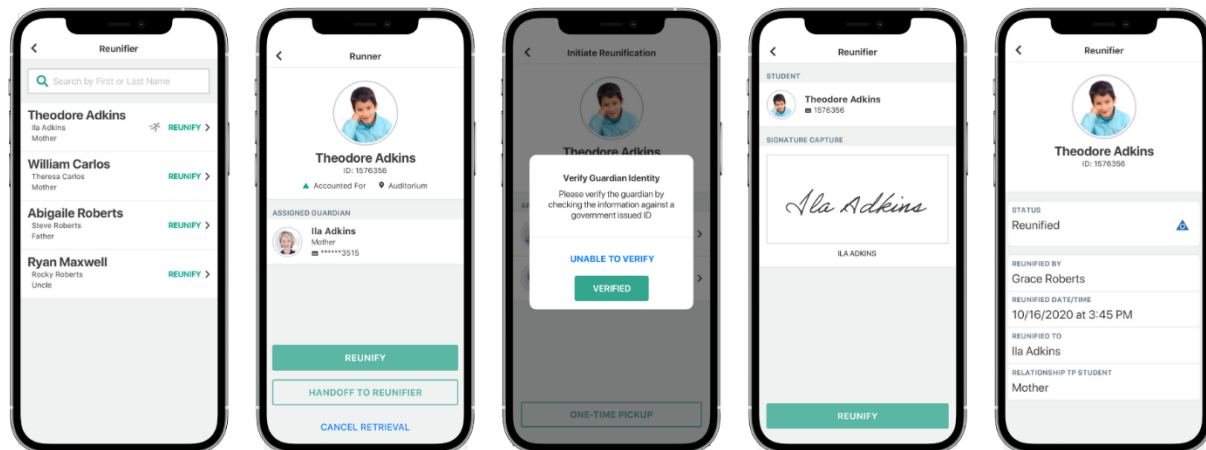
Recovery starts when the crisis begins. With patented Raptor Reunification software, a reunification team can efficiently manage the process of ensuring a proper chain of custody with students and parents or guardians—all within the Raptor mobile app. Raptor reduces reunification time by substituting handwritten, paper-based elements with mobile workflows and communication. At the reunification site, Raptor works alongside your plan to reunify students and approved guardians efficiently and safely.

Confidently Release and Reunify Students

Connected to your student information system (SIS), Raptor helps ensure students are only reunified with approved guardians.

- When a greeter confirms guardianship, Raptor sends an automatic notification to the runner, who then knows to retrieve the student and begin the reunification process.
- When the guardian and student are reunified, Raptor Reunification provides a signature capture and a date and time stamp.
- Once a student is reunified, Raptor notifies the student's other guardian(s) of the reunification.

This process helps reduce stress and chaos for family members and may eliminate additional people waiting in queues or holding areas.

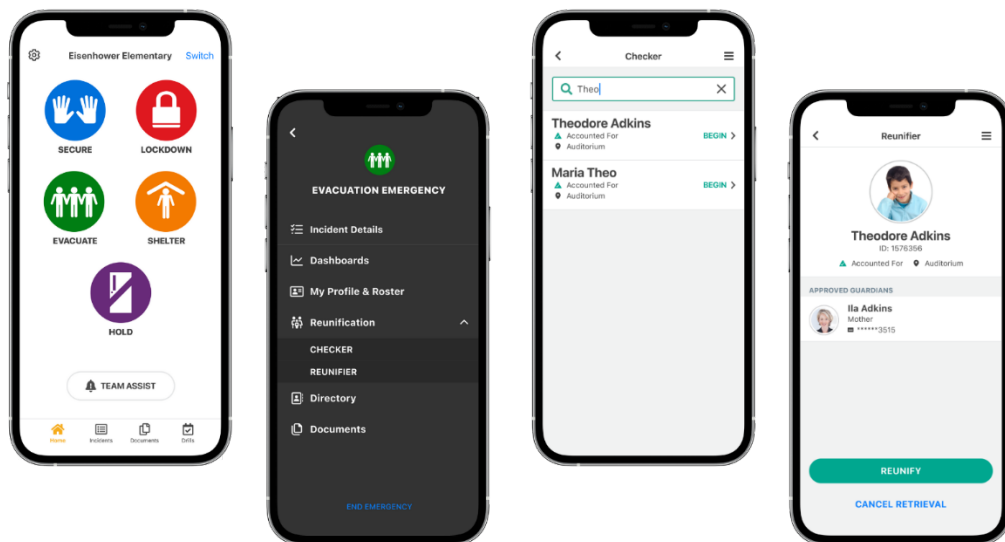


Raptor Reunification indicates when a student and guardian are available for reunification and captures a signature and records the date and time of each reunified student.

Officially Licensed by The "I Love U Guys" Foundation

Raptor Reunification is **officially licensed by The "I Love U Guys" Foundation** to incorporate the Standard Reunification Method and aligns with the various roles and responsibilities designated for reunification.

This means the methodology you adopt for your reunification plan and the technology you use to practice and run a reunification are the same, resulting in reduced chaos and swift and safe reunions. The patented Raptor Reunification technology simplifies the process of bringing order to chaos and reduces the time it takes to safely reunify students and guardians.



Raptor Reunification is officially licensed by The "I Love U Guys" Foundation to incorporate the Standard Reunification Method and aligns with the various roles and responsibilities designated for reunification.

RAPTOR[®]

TECHNOLOGIES

Raptor Technologies

2900 North Loop West, Suite 900
Houston, TX 77092
info@raptortech.com



PURCHASE AND SUBSCRIPTION SERVICES AGREEMENT
EFFECTIVE DATE: 6/1/2025
INITIAL TERM: 36 months

This Purchase and Subscription Services Agreement (the "Subscription Agreement") is made effective as of the Effective Date set forth above and is by and between Raptor Technologies, LLC, its subsidiaries, or affiliated entities (collectively referred to as "Raptor"), having offices at 2900 North Loop W, Suite 900, Houston, Texas 77092, and Hardin County School District ("Customer") having offices at 65 W A Jenkins Rd, Elizabethtown, KY 42701. Each of Raptor and Customer are referred to as a "Party" and collectively as the "Parties". Capitalized terms used in this Subscription Agreement but not otherwise defined in this Subscription Agreement have the meanings set forth in the General Terms (defined below).

In consideration of the mutual covenants and conditions set forth below, Raptor and Customer agree as follows:

"Terms" means the subscription Agreement General Terms and Conditions, a copy of which can be found at

https://raptortech.com/Raptor_Technologies_General_Terms_and_Conditions.pdf

(the "General Terms") and the Subscription Agreement Service-Specific Terms and Conditions, a copy of which can be found at

https://raptortech.com/Raptor_Technologies_Service_Specific_Terms.pdf

Access Grant to Raptor Technology. Subject to Customer's compliance with the Agreement, Raptor grants to Customer a non-exclusive, non-transferable, non-sublicenseable, revocable right to access the Raptor Platform for the purpose of using the Raptor Technology purchased during the applicable Term purchased under this Subscription Agreement.

Fees. Customer will pay to Raptor the fees which may include the Annual Software Access Fee and Annual Subscription Services Fees ("Annual Subscription Fees") and one-time purchases of equipment, supplies and services as set forth in the attached Quote and on an invoice during the Term. For an annual subscription billing during the Term, the Annual Subscription Fee may be increased from the previous annual period by the higher of the change in the CPI Index for the preceding 12 months or five percent (5%).

This transaction is not a GSA Schedule sale unless otherwise specified in the Quote or on the Invoice.

Payment Terms.

Fees are due and payable within Net 30 days of Customer's receipt of the applicable Invoice. All amounts payable by Customer to Raptor hereunder are exclusive of any sales, use and other taxes or duties, however designated (collectively "Taxes"). Customer will be solely responsible for payment of any Taxes, except for those taxes based on the income of Raptor. Customer will provide Raptor its state-issued Direct Pay Exemption Certificate (or equivalent certificate), if applicable, upon execution of this Agreement. In the event an applicable taxing authority, as a result of an audit or otherwise, assesses additional Taxes at any time, Customer and not Raptor will be solely responsible for payment of such additional Taxes and all costs associated with such assessment, including without limitation, interest, penalties, and attorney's fees. Customer will not withhold any Taxes from any amounts due Raptor. Should Customer be required under any applicable law or regulation, to withhold or deduct any portion of the payments due to Raptor hereunder, then the sum due to Raptor will be increased by the amount necessary to yield to Raptor an amount equal to the sum Raptor would have received had no withholdings or deductions been made.

Customer acknowledges and agrees that it has reviewed the Subscription Agreement, the Terms and all documents comprising the Agreement, prior to the execution of this subscription Agreement.

BY SIGNING BELOW, EACH PARTY REPRESENTS IT HAS READ AND AGREES TO BE BOUND BY THESE TERMS AND CONDITIONS.

RAPTOR TECHNOLOGIES, LLC

Hardin County School District

Signed: _____

Signed: _____

Name: _____

Name: _____

Title: _____

Title: _____

Date: _____

Date: _____



Quote #: Q-106682-1
Effective Date: 6/1/2025
Date: 4/16/2025 2:22 PM
Expires On: 5/16/2025
Payment Terms: Net 30
Federal Tax ID #: 45-4914152

To:
Hardin County School District
65 W A Jenkins Rd
Elizabethtown, KY 42701
United States

From:
Mark Stevenson
mstevenson@raptortech.com

Subscription Term: 36 Months Billing Frequency: Annual

One-time Costs

PRODUCT	DESCRIPTION	NOTES	UNIT PRICE	UNIT DISC	QTY	TOTAL YEAR-1 PRICE
Raptor Badge Alert Implementation	Raptor Badge Alert one-time implementation fee per site		USD 3,500.00		25	USD 87,500.00
Raptor Badge Alert Shipping	Raptor Badge Alert shipping fee per site		USD 250.00		25	USD 6,250.00
Remote Training	Remote web and phone-based training.		USD 3,625.00	100%	1	USD 0.00
Implementation Fee	One-time fee for implementation (per location).		USD 350.00	100%	25	USD 0.00
CR5400 ID Scanner	ID scanner for state issued identification cards -- 2 year limited warranty.		USD 710.00		25	USD 17,750.00
Raptor Printer (Dymo 550 Turbo Label Printer)	Printer for either visitor badges or student tardy passes -- 2 year limited warranty		USD 230.00		25	USD 5,750.00
Raptor Visitor Badges (White) Box (Dymo 550)	Raptor visitor badges (4 rolls/300 badges per roll). Quality guaranteed for one (1) year after purchase date.		USD 85.00		25	USD 2,125.00
Raptor Connect	Allows configuration for external systems to connect to Raptor Alert through a bi-directional API.		USD 0.00		1	USD 0.00
One-time Costs SUBTOTAL:						USD 131,750.00
One-time Costs DISCOUNT:						USD 12,375.00
One-time Costs TOTAL:						USD 119,375.00

Raptor Recurring Costs

PRODUCT	DESCRIPTION	NOTES	UNIT PRICE	UNIT DISC	QTY	TOTAL YEAR-1 PRICE
Raptor Badge Alert + VisitorSafe Bundle	Raptor Badge Alert annual per site access fee to Raptor Emergency Management Suite, Raptor LoRa Gateways, Raptor Locator Beacons, Raptor Badges, Verizon Frontline cellular wireless backup, and VisitorSafe Licenses.	Promo Bundle must be purchased prior to June 1, 2025	USD 5,000.00		25	USD 125,000.00
Compliance and Success Program - Level 2	CSP Level 2 - Premium Professional Services		USD 35,000.00		1	USD 35,000.00
Raptor Recurring Costs SUBTOTAL:						USD 160,000.00
Raptor Recurring Costs TOTAL:						USD 160,000.00

SUBTOTAL: USD 291,750.00	
TOTAL: USD 279,375.00	

RECURRING COSTS IN THIS QUOTE:USD 160,000.00

Quote Notes:

VisitorSafe and the Verizon Frontline Cellular Backup are being provided at no additional charge under the Raptor Badge Alert & VisitorSafe Promotional Offer, in consideration of the purchase of Badge Alert for a term of at least 3 years. VisitorSafe implementation and training are included. Charges will apply for hardware, shipping, tablet licenses, and the provision of any other product, service or element. At renewal, the current pricing at the time of renewal will apply. If VisitorSafe was purchased prior to this order (but still being provided in a current term), this promotion is being provided by the provision of a discount to the Badge Alert price. This promotion will not apply and may be reversed in the event the customer is delinquent in payments.

NEW CUSTOMERS MUST SIGN A SUBSCRIPTION AGREEMENT TO COMPLETE THEIR PURCHASE.

Existing customers, by submitting a Purchase Order or making a payment based on a quote for additional or new products or services agree to the terms in the quote, the terms available at [https://raptortech.com/Raptor Technologies General Terms and Conditions.pdf](https://raptortech.com/Raptor_Technologies_General_Terms_and_Conditions.pdf), and any active agreements with Raptor Technologies, LLC or its purchasing cooperatives at the time of the Purchase Order or payment.

You may sign electronically; or you may print, sign and scan all pages of the document and email to mstevenson@raptortech.com or fax to 713-880-2577.

Issuing a purchase order for payment? Please email to mstevenson@raptortech.com.

Remit check payments to: Dept. 141, P.O. Box 4458, Houston, TX 77210-4458.

For any other questions, email
mstevenson@raptortech.com.

To order additional or replacement equipment and supplies with a credit card, visit <http://www.shop.raptortech.com>.