

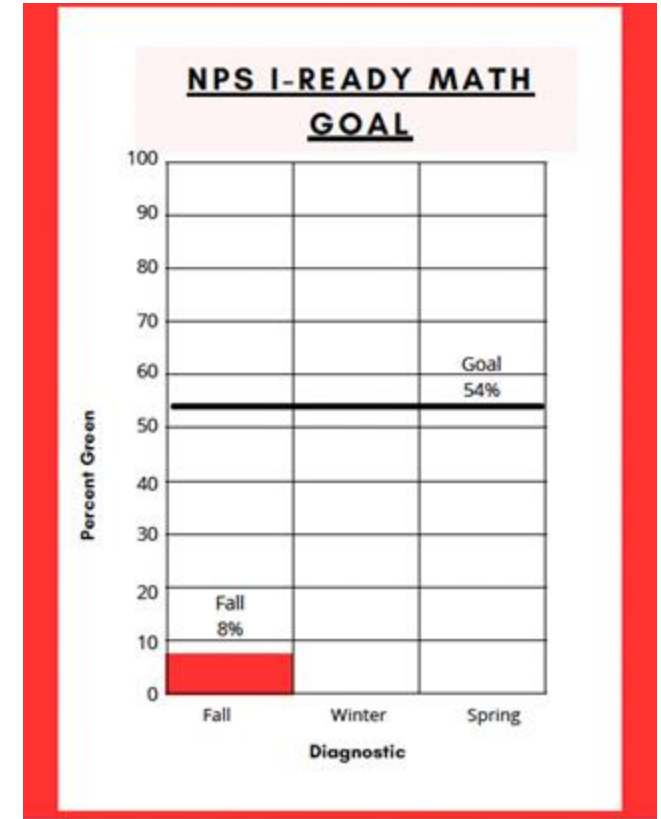
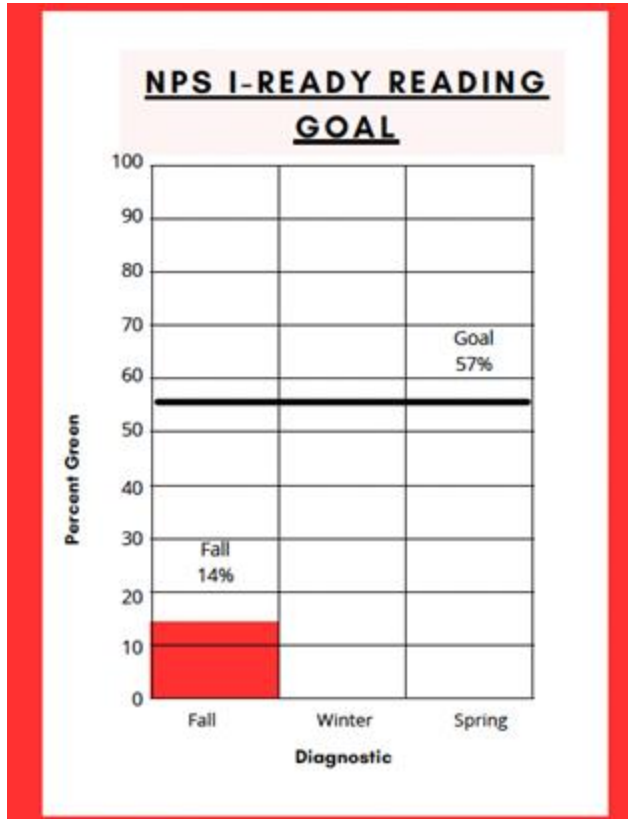


# NEWPORT PRIMARY SCHOOL

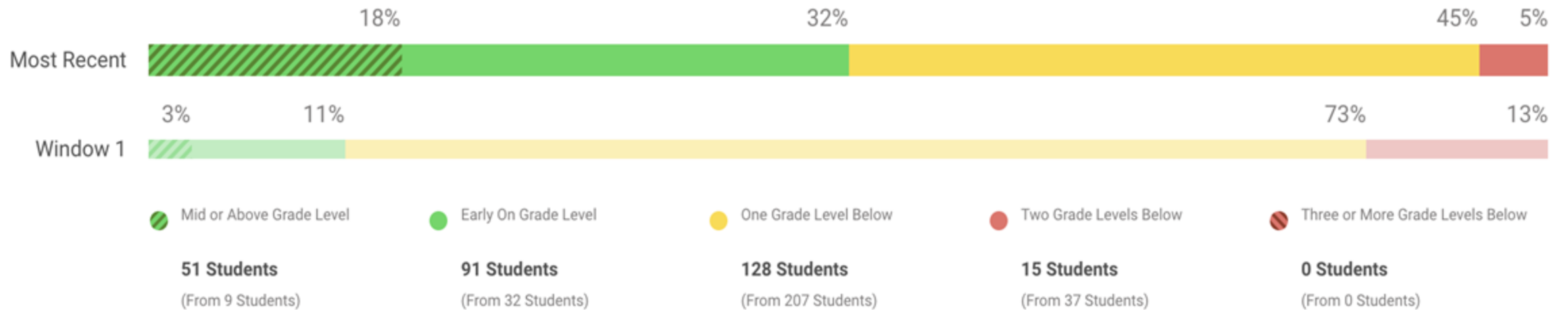
APRIL 16, 2025

# WINTER I-READY DATA

- ❑ Fall to Winter Comparison
- ❑ Winter 2023 to Winter 2024 Comparison
- ❑ Celebrations



# I-READY READING FALL TO WINTER 2024



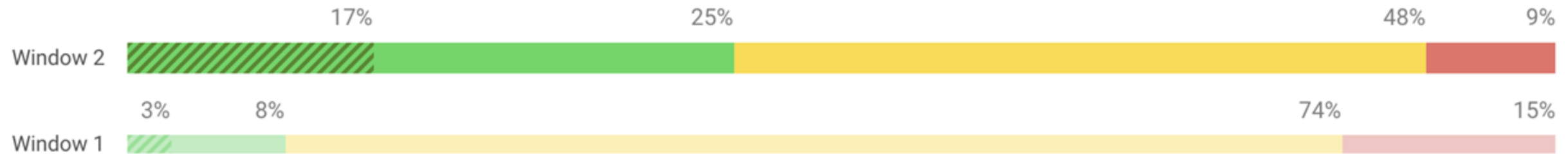
# K-2 READING FALL TO WINTER 2024

Grade K	Most Recent	<div><div></div><div></div><div></div></div>	24%	51%	26%	0%	0%
	Window 1	<div><div></div><div></div><div></div></div>	1%	10%	89%	0%	0%
Grade 1	Most Recent	<div><div></div><div></div><div></div><div></div></div>	18%	15%	64%	3%	0%
	Window 1	<div><div></div><div></div><div></div><div></div></div>	6%	3%	83%	7%	0%
Grade 2	Most Recent	<div><div></div><div></div><div></div><div></div></div>	12%	31%	45%	12%	0%
	Window 1	<div><div></div><div></div><div></div><div></div></div>	2%	20%	47%	31%	0%

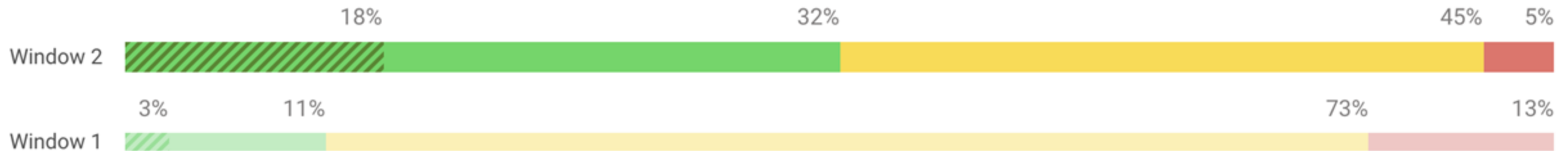
# READING

## WINTER 2023 TO WINTER 2024

### Winter 2023




### Winter 2024



# ANALYZING THE IMPACTS OF UFLI

- ❑ Implemented UFLI Foundations in the fall, a reading foundations curriculum to teach students how to decode.
- ❑ All staff received training.
- ❑ Two teachers were trained to be trainers by the University of Florida Literacy Institute.
- ❑ It is taught 30 minutes a day in each grade level.
- ❑ Analyzed the reading foundational data within i-Ready to determine the impact UFLI is having.



# PHONOLOGICAL AWARENESS

## WINTER 2023 TO WINTER 2024

Phonological Awareness						
	2023			2024		
Grade	Mid/Above	Early on	Total	Mid/Above	Early On	Total
K	15%	47%	<b>62%</b>	22%	55%	<b>77%</b>
1	34%	13%	<b>47%</b>	41%	9%	<b>50%</b>
2	71%		<b>71%</b>	84%		<b>84%</b>
School	42%	19%	<b>61%</b>	49%	21%	<b>70%</b>

# PHONICS

## WINTER 2023 TO WINTER 2024

Phonics						
	2023			2024		
Grade	Mid/Above	Early on	Total	Mid/Above	Early On	Total
K	20%	24%	<b>44%</b>	18%	44%	<b>62%</b>
1	24%	11%	<b>35%</b>	31%	9%	<b>40%</b>
2	25%	18%	<b>43%</b>	32%	16%	<b>48%</b>
School	23%	17%	<b>40%</b>	27%	23%	<b>50%</b>



<b>Grade</b>	<b># of students above 50<sup>th</sup> percentile</b>	<b>% of students above 50<sup>th</sup> percentile</b>
<b>K</b>	58/102	57%
<b>1</b>	41/100	41%
<b>2</b>	50/106	47%

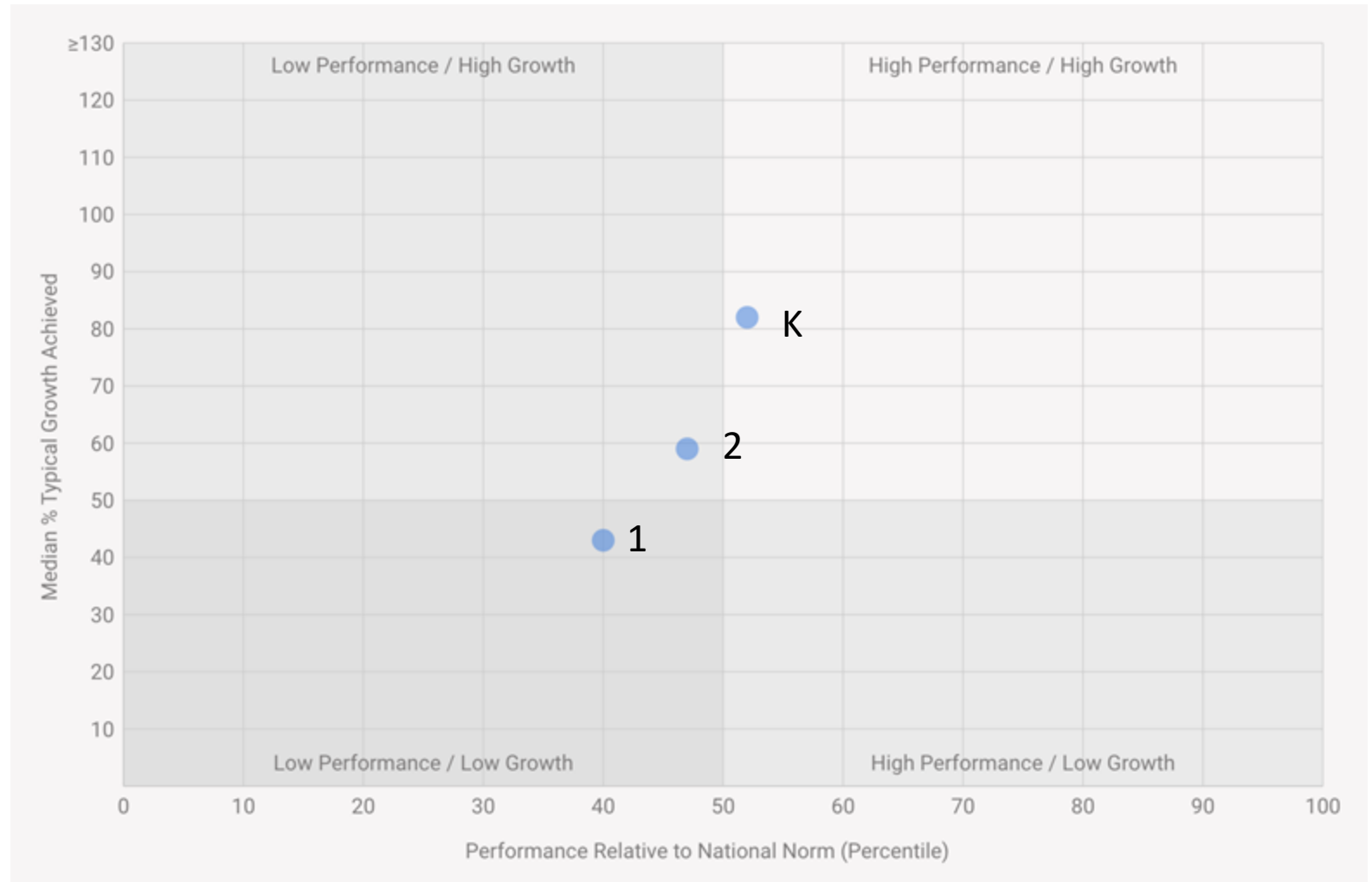
Winter 2022 = 36%

Winter 2023 = 41%

Winter 2024 = 48%

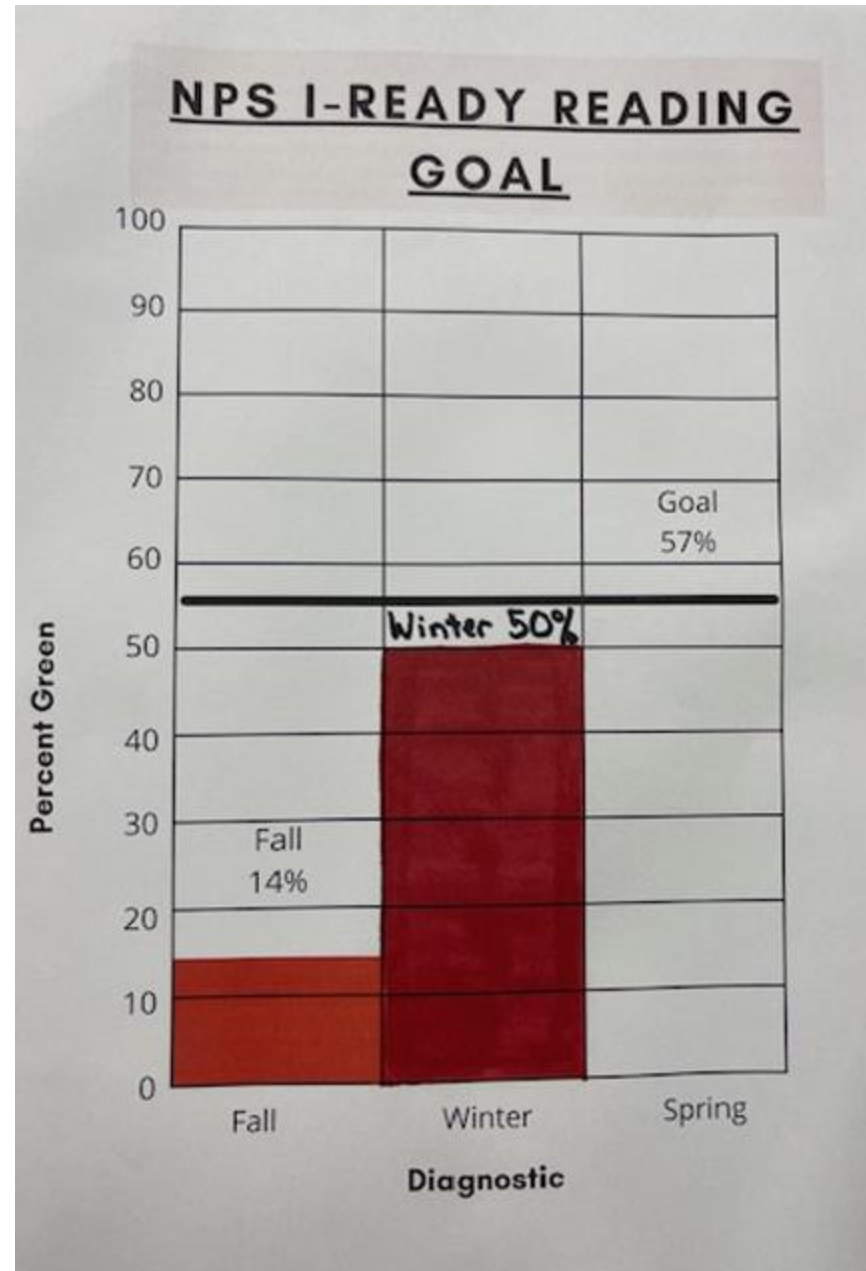
**I-READY READING**  
**STUDENTS AT OR ABOVE 50<sup>TH</sup> PERCENTILE**

# I-READY READING GROWTH AND PERFORMANCE



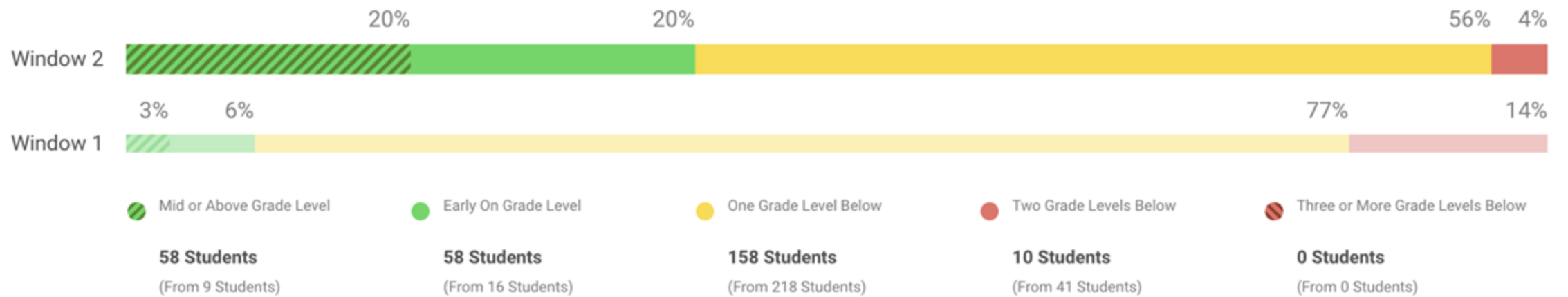
Grade	Performance Relative to National Norm (Percentile)	Median % Typical Growth Achieved	Quadrant
Grade K	52nd	82	High Performance / High Growth
Grade 1	40th	43	Low Performance / Low Growth
Grade 2	47th	59	Low Performance / High Growth

# SPRING READING I-READY GOAL



# MATH

## FALL TO WINTER 2024



# K-2 MATH

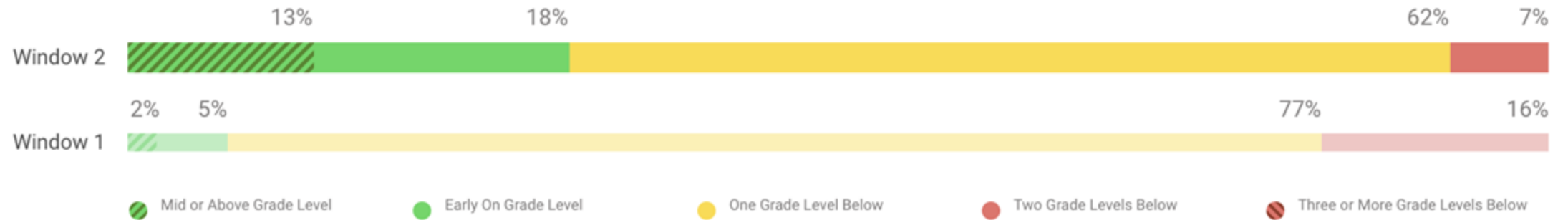
## FALL TO WINTER 22/23

Grade K	Window 2	<div><div></div><div></div><div></div></div>	34%	29%	37%	0%	0%
	Window 1	<div><div></div><div></div><div></div></div>	2%	7%	91%	0%	0%
Grade 1	Window 2	<div><div></div><div></div><div></div></div>	23%	13%	63%	1%	0%
	Window 1	<div><div></div><div></div><div></div></div>	5%	1%	81%	13%	0%
Grade 2	Window 2	<div><div></div><div></div><div></div></div>	6%	19%	66%	9%	0%
	Window 1	<div><div></div><div></div><div></div></div>	2%	9%	60%	29%	0%

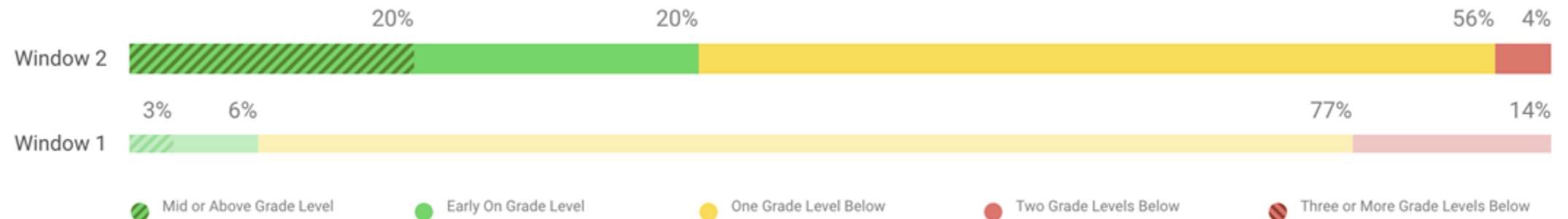
# MATH

## WINTER 223 TO WINTER 2024

### Winter 2023



### Winter 2024



Grade	# of students at/above 50 <sup>th</sup> percentile	% of students at/above 50 <sup>th</sup> percentile
K	68/102	67%
1st	48/101	47.5%
2nd	55/106	52%

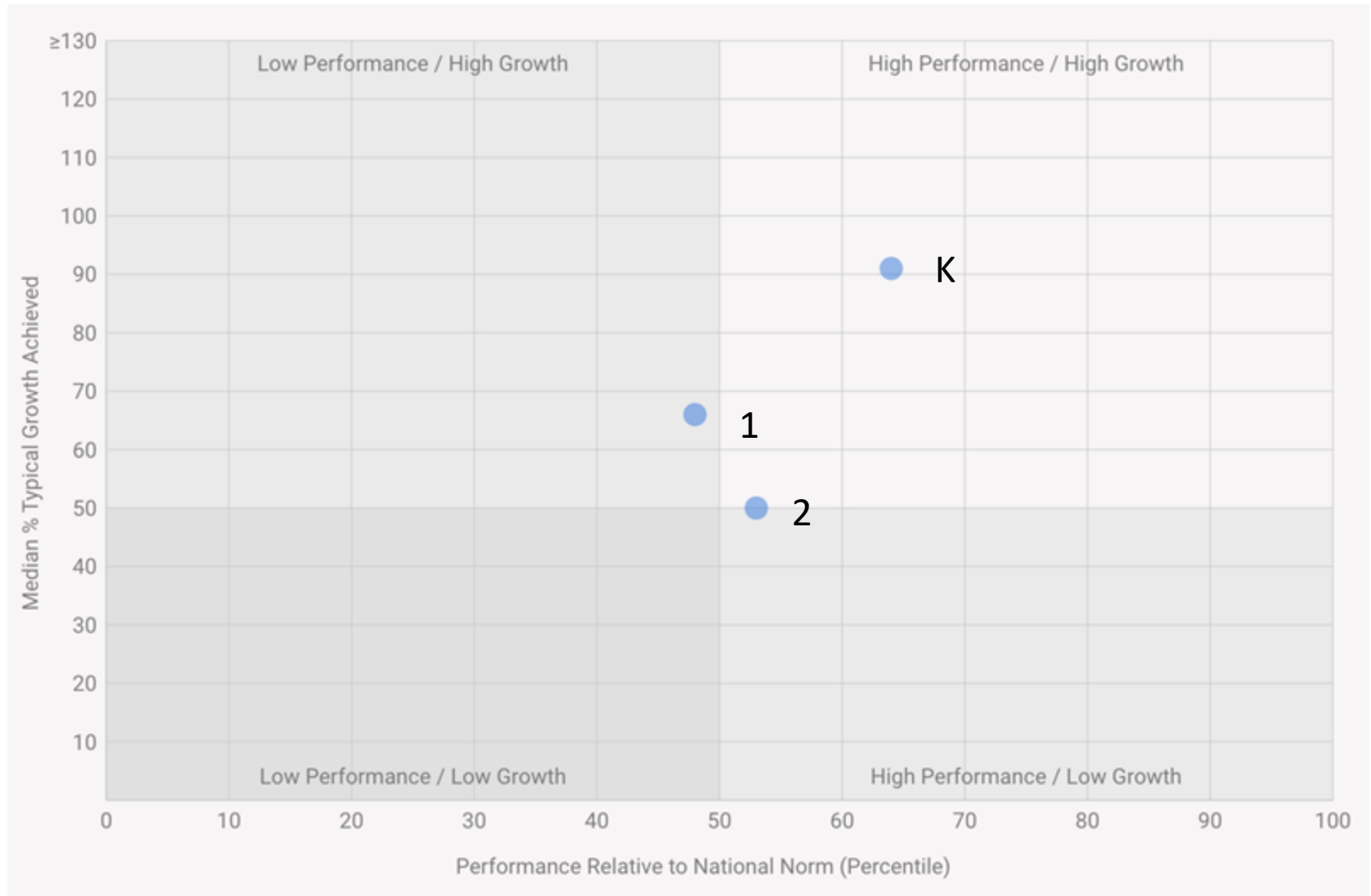
Winter 2022 = 39%

Winter 2023 = 44%

Winter 2024 = 55%

I-READY MATH  
STUDENTS AT OR ABOVE 50<sup>TH</sup> PERCENTILE

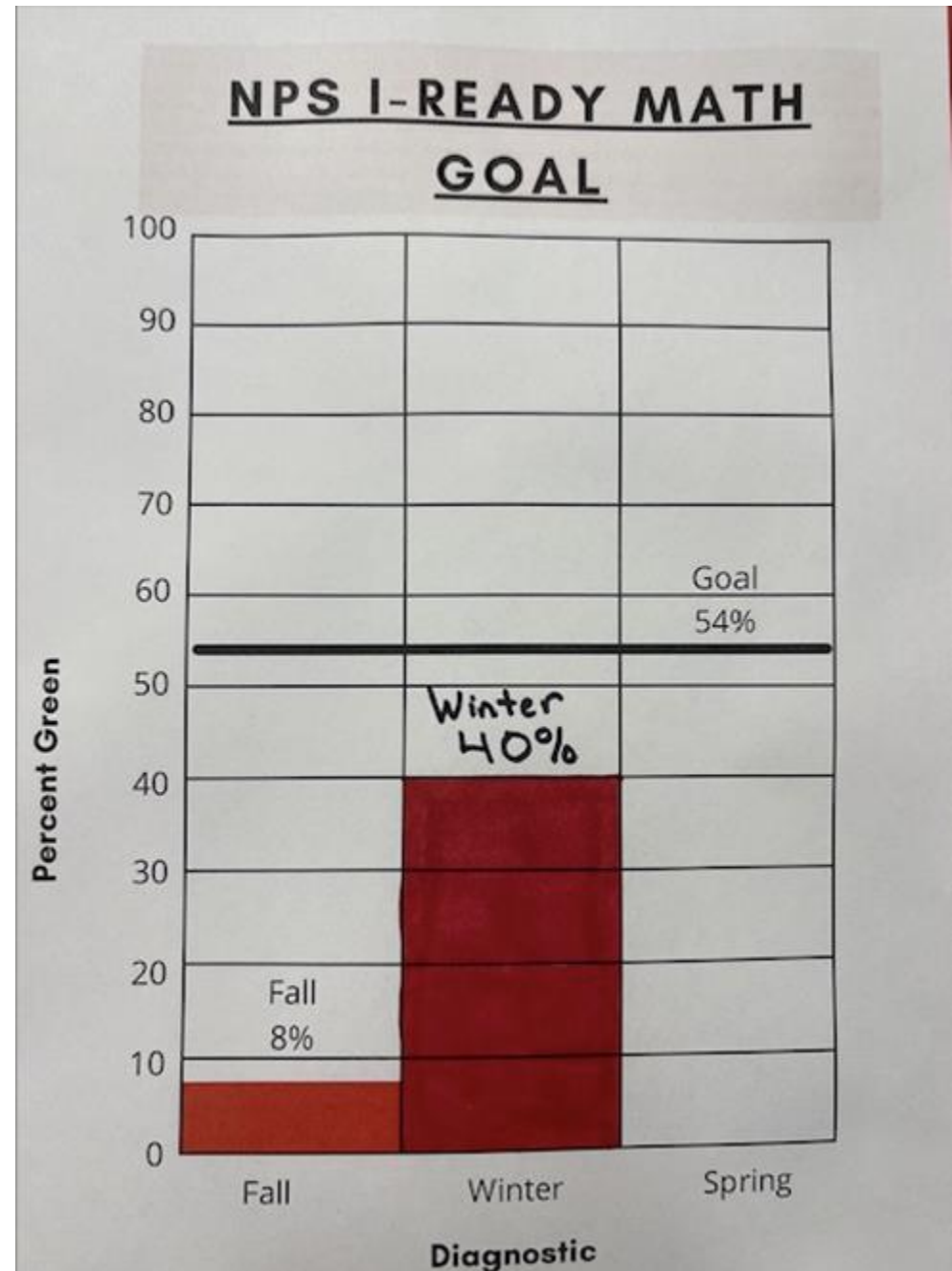
# I-READY MATH GROWTH AND PERFORMANCE



Grade	Performance Relative to National Norm (Percentile)	Median % Typical Growth Achieved	Quadrant
Grade K	64th	91	High Performance / High Growth
Grade 1	48th	66	Low Performance / High Growth
Grade 2	53rd	50	High Performance / High Growth

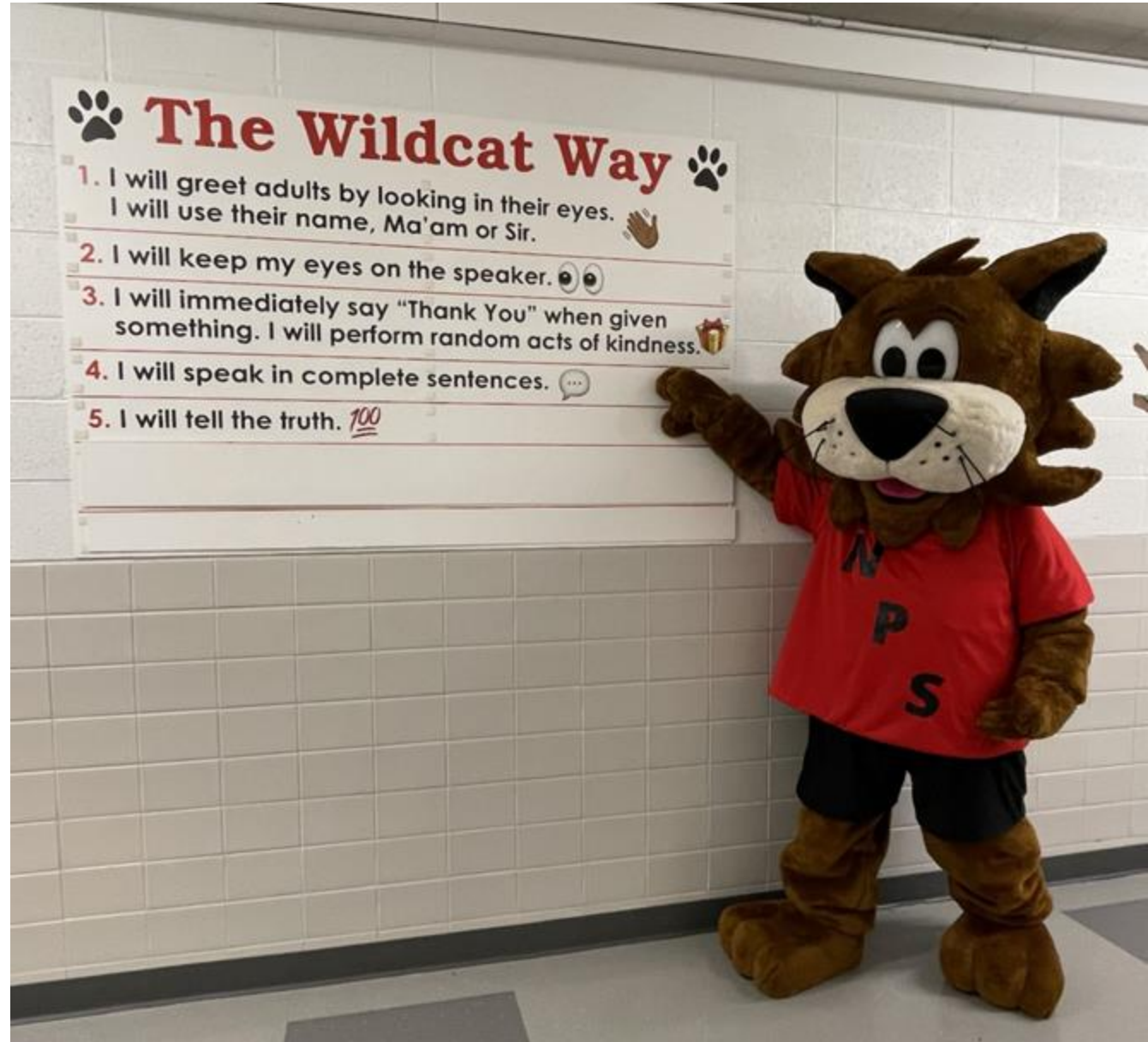


# SPRING I-READY MATH GOAL



2024 - 2025

Our Focus at  
Newport Primary School



---

## 2024-25 MINDSET

- ☐ Student success begins and ends with me!
- ☐ We make the difference.
- ☐ Each one of us makes a significant impact on our school!



# NPS CORE VALUES AND COMMITMENTS

**Student success begins and ends with me.**



## **Newport Primary Teachers...**

### **Have High Expectations**

- Believe that all children can and will learn.
- Model and practice academic and behavior systems until they are mastered (100%).
- Implement a classroom behavior management plan with the goal of 100% of the students meeting 100% of the expectations 100% of the time.
- React with speed and decisiveness when behavior does not meet expectations.



### **Have a Positive, Growth Mindset**



- Find solutions when there are problems. When there is a better way, we find it. When a teammate needs help, we give help. When we need help, we ask.
- Can constantly become a better teacher/educator with deliberate practice.
- Celebrate individual and group efforts and success when students/teachers meet and exceed expectations.
- Consistently communicate to students: 1) This is important; 2) You can do it with hard work; 3) I will not give up on you; and 4) We will help each other.

### **Are Always Professional**

- Honor that teaching is our chosen profession and that our students and their families put a tremendous amount of faith in us as professionals. Consequently, we embrace that part of being an excellent teacher is living up to the professional standards established by Newport Independent and NPS.
- Calibrate emotions when pushed.
- Respond to students and adults with a positive tone, clarity, and enthusiasm. |





## NPS GOAL SETTING – I-READY CELEBRATIONS

- ❑ Students have a goal of passing two i-Ready lessons in reading and math per week.
- ❑ Students monitor their lessons passed.
- ❑ Monthly celebration for students who pass the required lessons.
- ❑ Communicate with parents/guardians when students earn the i-Ready celebration.



# NPS GOAL SETTING – I-READY DIAGNOSTIC

- ☐ Each **student** has an individual reading and math i-Ready goal.
- ☐ Each **classroom** has a reading and math goal.
- ☐ NPS has a **school-wide** reading and math goal.
  - ☐ Students voted on a reward if we meet our end of the year goal.

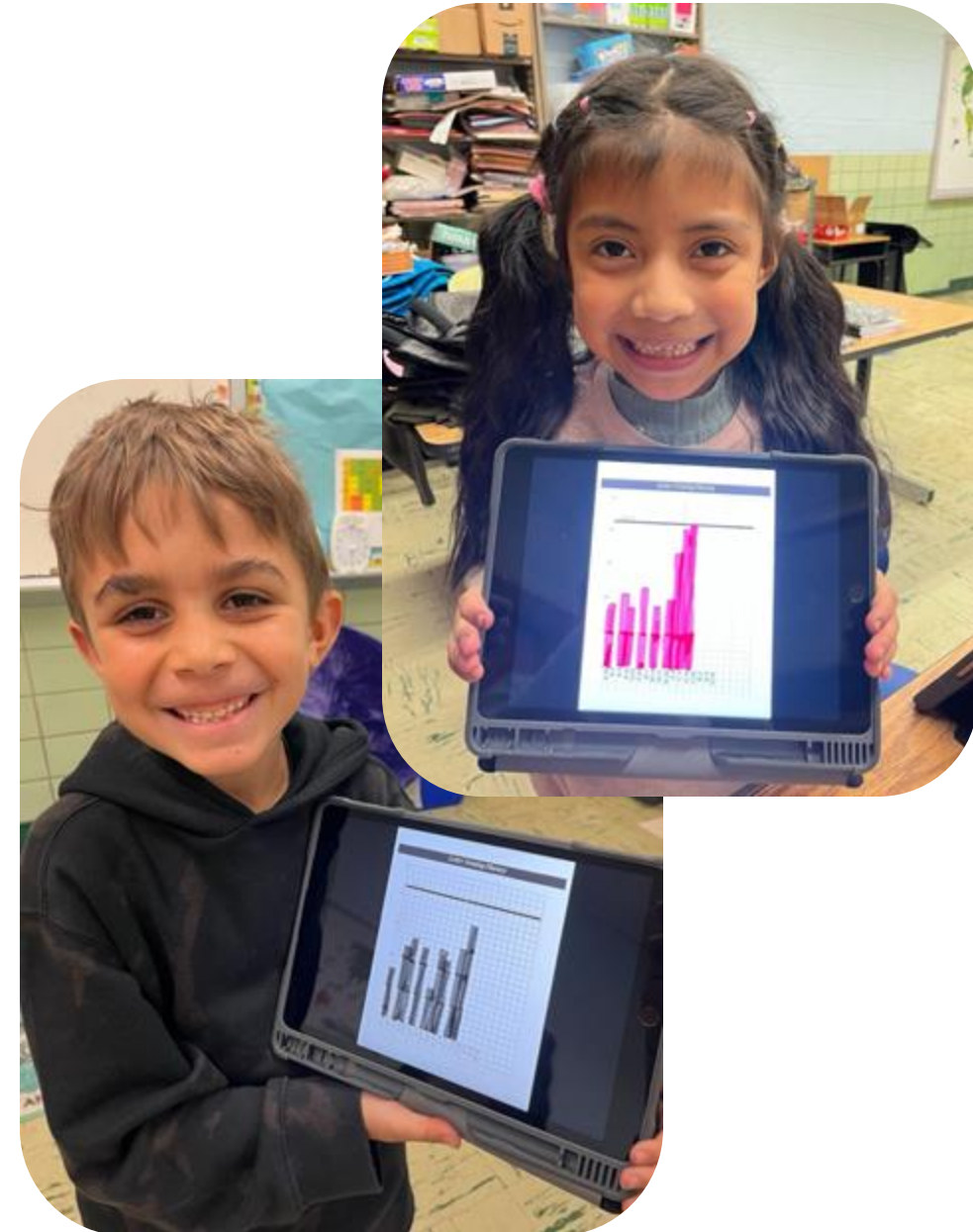
## i-Ready Reading Goal Sheet

Teacher: Mrs. Hahn

Fall Score	Winter Score	Spring Goal	Spring Score
385	406	429	
Did I reach my Goal? Yes No			
Did I earn Good Faith Effort? Yes No			

## NPS GOAL SETTING - AIMSWEB

- ❑ Students know their Aimsweb reading/math fluency goals and track their progress.
- ❑ Progress is shared with parents/guardians.
- ❑ Data-driven decisions are made every five weeks during an MTSS PLC to ensure students receive the instruction needed.



# SCHOOL CLIMATE UPDATES

- ❑ Continue to administer the SRSS screener to plan for interventions.
- ❑ Implemented the Too Good for Drugs classroom lessons.
- ❑ Successfully launched the Student Ambassador Program to build academic and behavior student leaders.
- ❑ Designed a College and Career Unit.





Thank You!  
Questions?

