

School Activity Fund

Financial Report

March Financial Statement

From Date: 3/1/2025

To Date: 03/31/2025

	Beg. Bal.	Recpt/JV	Disb/JV	Trans In.	Trans Out.	End. Bal
990 Petty Cash	\$0.00	\$0.00	\$0.00	\$0.00	\$0.00	\$0.00
991 Cash on Hand	\$0.00	\$24,329.33	\$0.00	\$0.00	(\$24,329.33)	\$0.00
* 992 Checking	\$262,832.94	\$1,329.91	\$(44,647.33)	\$24,329.33	\$0.00	\$243,844.85
993 Savings	\$0.00	\$0.00	\$0.00	\$0.00	\$0.00	\$0.00
994 Investments	\$0.00	\$0.00	\$0.00	\$0.00	\$0.00	\$0.00
	\$262,832.94	\$25,659.24	\$(44,647.33)	\$24,329.33	(\$24,329.33)	\$243,844.85 *

Beginning Ledger Balance: \$262,832.94

Add: Receipts + Transfer In: \$49,988.57

Sub-Total: \$312,821.51

Less: Expenditures + Trans Out (\$68,976.66)

Ending Ledger Balance * \$243,844.85

Balance per Bank Statement: \$261,281.68

Ending Balance Other GL Accounts: \$0.00

Add: Deposits in Transit: \$0.00


Sub Total: \$261,281.68

Less Outstanding Checks \$17,436.83

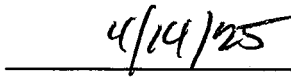
Actual Cash Balance * \$243,844.85

* These three numbers must agree.

The above information is a true statement of the financial condition of the various activity accounts of this school.




Principal



Date



Central Fund Treasurer



Date

School Activity Fund

Financial Report

March 2025

From Date:	3/1/2025
To Date:	03/31/2025

Acct	Activity Account	Beg. Bal.	Recpt/JV	Disb/JV	Transfer In	Transfer Out	End. Bal.
0	No Activity Account	\$0.00	\$0.00	\$ 0.00	\$0.00	\$0.00	\$0.00
	Group Total:	\$0.00	\$0.00	\$ 0.00	\$0.00	\$0.00	\$0.00
101	General	\$80,006.37	\$1,053.24	\$(176.95)	\$0.00	\$(60.00)	\$80,822.66
	Group Total:	\$80,006.37	\$1,053.24	\$(176.95)	\$0.00	\$(60.00)	\$80,822.66
102	Boys Basketball	\$6,414.83	\$0.00	\$(6,225.00)	\$0.00	\$0.00	\$189.83
	Group Total:	\$6,414.83	\$0.00	\$(6,225.00)	\$0.00	\$0.00	\$189.83
103	Girls Basketball	\$6,595.41	\$0.00	\$(5,552.50)	\$0.00	\$0.00	\$1,042.91
	Group Total:	\$6,595.41	\$0.00	\$(5,552.50)	\$0.00	\$0.00	\$1,042.91
104	Football	\$34.14	\$0.00	\$ 0.00	\$0.00	\$0.00	\$34.14
	Group Total:	\$34.14	\$0.00	\$ 0.00	\$0.00	\$0.00	\$34.14
105	Baseball	\$(150.00)	\$0.00	\$ 0.00	\$0.00	\$0.00	\$(150.00)
	Group Total:	\$(150.00)	\$0.00	\$ 0.00	\$0.00	\$0.00	\$(150.00)
107	Annual	\$13,800.24	\$418.50	\$ 0.00	\$0.00	\$0.00	\$14,218.74
	Group Total:	\$13,800.24	\$418.50	\$ 0.00	\$0.00	\$0.00	\$14,218.74
109	Academic Team	\$2,125.61	\$1,223.17	\$(1,210.54)	\$35.86	\$0.00	\$2,174.10
	Group Total:	\$2,125.61	\$1,223.17	\$(1,210.54)	\$35.86	\$0.00	\$2,174.10
111	Beta	\$5,070.31	\$814.00	\$(785.44)	\$0.00	\$0.00	\$5,098.87
	Group Total:	\$5,070.31	\$814.00	\$(785.44)	\$0.00	\$0.00	\$5,098.87
112	Black Heritage	\$743.86	\$0.00	\$ 0.00	\$0.00	\$0.00	\$743.86
	Group Total:	\$743.86	\$0.00	\$ 0.00	\$0.00	\$0.00	\$743.86
113	Cheerleaders	\$57.08	\$0.00	\$ 0.00	\$0.00	\$0.00	\$57.08
	Group Total:	\$57.08	\$0.00	\$ 0.00	\$0.00	\$0.00	\$57.08
115	Chorus	\$8.19	\$0.00	\$ 0.00	\$0.00	\$0.00	\$8.19
	Group Total:	\$8.19	\$0.00	\$ 0.00	\$0.00	\$0.00	\$8.19
119	English	\$216.33	\$0.00	\$ 0.00	\$0.00	\$0.00	\$216.33
	Group Total:	\$216.33	\$0.00	\$ 0.00	\$0.00	\$0.00	\$216.33
120	Faculty Concession	\$(351.51)	\$377.49	\$(55.90)	\$0.00	\$0.00	\$(29.92)
	Group Total:	\$(351.51)	\$377.49	\$(55.90)	\$0.00	\$0.00	\$(29.92)
121	FFA	\$5,589.02	\$1,420.00	\$(1,651.66)	\$0.00	\$0.00	\$5,357.36
	Group Total:	\$5,589.02	\$1,420.00	\$(1,651.66)	\$0.00	\$0.00	\$5,357.36
122	FCCLA	\$1,717.74	\$416.00	\$(1,329.37)	\$0.00	\$0.00	\$804.37
	Group Total:	\$1,717.74	\$416.00	\$(1,329.37)	\$0.00	\$0.00	\$804.37
125	Family & Consumer Sciei	\$1,835.60	\$50.00	\$ 0.00	\$0.00	\$0.00	\$1,885.60
	Group Total:	\$1,835.60	\$50.00	\$ 0.00	\$0.00	\$0.00	\$1,885.60
129	Library	\$1,448.65	\$21.20	\$ 0.00	\$0.00	\$0.00	\$1,469.85
	Group Total:	\$1,448.65	\$21.20	\$ 0.00	\$0.00	\$0.00	\$1,469.85
131	Math	\$0.00	\$0.00	\$ 0.00	\$0.00	\$0.00	\$0.00
	Group Total:	\$0.00	\$0.00	\$ 0.00	\$0.00	\$0.00	\$0.00
132	Pep Club	\$3,616.62	\$0.00	\$(1,248.95)	\$0.00	\$0.00	\$2,367.67
	Group Total:	\$3,616.62	\$0.00	\$(1,248.95)	\$0.00	\$0.00	\$2,367.67
134	Prom	\$14,083.17	\$0.00	\$ 0.00	\$0.00	\$0.00	\$14,083.17

School Activity Fund

Financial Report

March 2025

From Date:	3/1/2025
To Date:	03/31/2025

Acct	Activity Account	Beg. Bal.	Recpt/JV	Disb/JV	Transfer In	Transfer Out	End. Bal.
	Group Total:	\$14,083.17	\$0.00	\$ 0.00	\$0.00	\$0.00	\$14,083.17
137	Science	\$1,113.68	\$25.00	\$ 0.00	\$0.00	\$0.00	\$1,138.68
	Group Total:	\$1,113.68	\$25.00	\$ 0.00	\$0.00	\$0.00	\$1,138.68
138	Seniors	\$50.00	\$1,295.00	\$ 0.00	\$1,860.00	\$(60.00)	\$3,145.00
	Group Total:	\$50.00	\$1,295.00	\$ 0.00	\$1,860.00	\$(60.00)	\$3,145.00
141	Spanish Club	\$348.37	\$0.00	\$(89.75)	\$0.00	\$0.00	\$258.62
	Group Total:	\$348.37	\$0.00	\$(89.75)	\$0.00	\$0.00	\$258.62
142	Spanish	\$36.43	\$0.00	\$ 0.00	\$0.00	\$0.00	\$36.43
	Group Total:	\$36.43	\$0.00	\$ 0.00	\$0.00	\$0.00	\$36.43
145	Special Education	\$0.00	\$0.00	\$ 0.00	\$0.00	\$0.00	\$0.00
	Group Total:	\$0.00	\$0.00	\$ 0.00	\$0.00	\$0.00	\$0.00
146	Track	\$66.46	\$0.00	\$ 0.00	\$0.00	\$0.00	\$66.46
	Group Total:	\$66.46	\$0.00	\$ 0.00	\$0.00	\$0.00	\$66.46
147	^Drivers Education	\$0.00	\$0.00	\$ 0.00	\$0.00	\$0.00	\$0.00
	Group Total:	\$0.00	\$0.00	\$ 0.00	\$0.00	\$0.00	\$0.00
150	Cross Country	\$712.69	\$0.00	\$ 0.00	\$0.00	\$0.00	\$712.69
	Group Total:	\$712.69	\$0.00	\$ 0.00	\$0.00	\$0.00	\$712.69
151	FCA	\$1,541.96	\$0.00	\$ 0.00	\$0.00	\$0.00	\$1,541.96
	Group Total:	\$1,541.96	\$0.00	\$ 0.00	\$0.00	\$0.00	\$1,541.96
153	Softball	\$307.09	\$0.00	\$ 0.00	\$0.00	\$0.00	\$307.09
	Group Total:	\$307.09	\$0.00	\$ 0.00	\$0.00	\$0.00	\$307.09
155	Tennis	\$3,107.58	\$50.00	\$(1,662.38)	\$0.00	\$0.00	\$1,495.20
	Group Total:	\$3,107.58	\$50.00	\$(1,662.38)	\$0.00	\$0.00	\$1,495.20
156	Literary Club	\$2,031.80	\$0.00	\$ 0.00	\$0.00	\$0.00	\$2,031.80
	Group Total:	\$2,031.80	\$0.00	\$ 0.00	\$0.00	\$0.00	\$2,031.80
158	Regional Tournament	\$0.00	\$0.00	\$ 0.00	\$0.00	\$0.00	\$0.00
	Group Total:	\$0.00	\$0.00	\$ 0.00	\$0.00	\$0.00	\$0.00
159	Student Concessions	\$4,288.47	\$86.38	\$(176.67)	\$0.00	\$0.00	\$4,198.18
	Group Total:	\$4,288.47	\$86.38	\$(176.67)	\$0.00	\$0.00	\$4,198.18
163	District Tournament	\$0.00	\$0.00	\$ 0.00	\$0.00	\$0.00	\$0.00
	Group Total:	\$0.00	\$0.00	\$ 0.00	\$0.00	\$0.00	\$0.00
167	Art Club	\$810.41	\$0.00	\$ 0.00	\$0.00	\$0.00	\$810.41
	Group Total:	\$810.41	\$0.00	\$ 0.00	\$0.00	\$0.00	\$810.41
173	Patriot Pride	\$1,626.34	\$0.00	\$ 0.00	\$0.00	\$0.00	\$1,626.34
	Group Total:	\$1,626.34	\$0.00	\$ 0.00	\$0.00	\$0.00	\$1,626.34
175	Volleyball	\$4,501.48	\$0.00	\$ 0.00	\$0.00	\$0.00	\$4,501.48
	Group Total:	\$4,501.48	\$0.00	\$ 0.00	\$0.00	\$0.00	\$4,501.48
177	Athletic Director	\$1,793.26	\$0.00	\$ 0.00	\$0.00	\$0.00	\$1,793.26
	Group Total:	\$1,793.26	\$0.00	\$ 0.00	\$0.00	\$0.00	\$1,793.26
178	Guidance	\$1,328.44	\$813.00	\$ 0.00	\$0.00	\$0.00	\$2,141.44
	Group Total:	\$1,328.44	\$813.00	\$ 0.00	\$0.00	\$0.00	\$2,141.44

School Activity Fund

Financial Report

March 2025

From Date: 3/1/2025

To Date: 03/31/2025

Acct	Activity Account	Beg. Bal.	Recpt/JV	Disb/JV	Transfer In	Transfer Out	End. Bal.
181	History Club	\$935.82	\$0.00	\$ 0.00	\$0.00	\$0.00	\$935.82
	Group Total:	\$935.82	\$0.00	\$ 0.00	\$0.00	\$0.00	\$935.82
183	Associate Athletics	\$922.07	\$0.00	\$(588.65)	\$0.00	\$(797.70)	\$(464.28)
	Group Total:	\$922.07	\$0.00	\$(588.65)	\$0.00	\$(797.70)	\$(464.28)
185	Drama	\$7,512.72	\$0.00	\$ 0.00	\$0.00	\$0.00	\$7,512.72
	Group Total:	\$7,512.72	\$0.00	\$ 0.00	\$0.00	\$0.00	\$7,512.72
187	Science Olympiad	\$17.05	\$100.00	\$ 0.00	\$0.00	\$0.00	\$117.05
	Group Total:	\$17.05	\$100.00	\$ 0.00	\$0.00	\$0.00	\$117.05
191	Faculty Flower Fund	\$199.28	\$0.00	\$(97.00)	\$0.00	\$0.00	\$102.28
	Group Total:	\$199.28	\$0.00	\$(97.00)	\$0.00	\$0.00	\$102.28
193	Swim	\$1,061.83	\$403.93	\$ 0.00	\$0.00	\$0.00	\$1,465.76
	Group Total:	\$1,061.83	\$403.93	\$ 0.00	\$0.00	\$0.00	\$1,465.76
195	ROTC	\$10,067.99	\$125.00	\$(1,772.00)	\$0.00	\$0.00	\$8,420.99
	Group Total:	\$10,067.99	\$125.00	\$(1,772.00)	\$0.00	\$0.00	\$8,420.99
197	Fishing Team	\$17.93	\$0.00	\$ 0.00	\$0.00	\$0.00	\$17.93
	Group Total:	\$17.93	\$0.00	\$ 0.00	\$0.00	\$0.00	\$17.93
198	Greenhouse/Floral	\$10,159.33	\$1,620.00	\$(834.32)	\$0.00	\$0.00	\$10,945.01
	Group Total:	\$10,159.33	\$1,620.00	\$(834.32)	\$0.00	\$0.00	\$10,945.01
199	Ag. Shop	\$7,538.30	\$1,840.00	\$ 0.00	\$0.00	\$0.00	\$9,378.30
	Group Total:	\$7,538.30	\$1,840.00	\$ 0.00	\$0.00	\$0.00	\$9,378.30
201	Musical/Performing Arts	\$13,349.21	\$2,955.00	\$(842.95)	\$0.00	\$0.00	\$15,461.26
	Group Total:	\$13,349.21	\$2,955.00	\$(842.95)	\$0.00	\$0.00	\$15,461.26
205	Soccer	\$0.00	\$0.00	\$ 0.00	\$0.00	\$0.00	\$0.00
	Group Total:	\$0.00	\$0.00	\$ 0.00	\$0.00	\$0.00	\$0.00
206	Art Department	\$5.12	\$0.00	\$ 0.00	\$0.00	\$0.00	\$5.12
	Group Total:	\$5.12	\$0.00	\$ 0.00	\$0.00	\$0.00	\$5.12
207	Boys Golf	\$150.00	\$0.00	\$ 0.00	\$0.00	\$0.00	\$150.00
	Group Total:	\$150.00	\$0.00	\$ 0.00	\$0.00	\$0.00	\$150.00
208	Girls Golf	\$3,578.67	\$0.00	\$(119.95)	\$0.00	\$0.00	\$3,458.72
	Group Total:	\$3,578.67	\$0.00	\$(119.95)	\$0.00	\$0.00	\$3,458.72
209	Archery Club	\$3,138.41	\$0.00	\$(1,249.03)	\$0.00	\$0.00	\$1,889.38
	Group Total:	\$3,138.41	\$0.00	\$(1,249.03)	\$0.00	\$0.00	\$1,889.38
211	Environmental Club	\$2,393.52	\$0.00	\$(139.17)	\$0.00	\$0.00	\$2,254.35
	Group Total:	\$2,393.52	\$0.00	\$(139.17)	\$0.00	\$0.00	\$2,254.35
213	DAF Instruction-Sweep	\$0.00	\$0.00	\$(120.00)	\$120.00	\$0.00	\$0.00
	Group Total:	\$0.00	\$0.00	\$(120.00)	\$120.00	\$0.00	\$0.00
214	DAF Athletics-Sweep	\$0.00	\$0.00	\$(797.70)	\$797.70	\$0.00	\$0.00
	Group Total:	\$0.00	\$0.00	\$(797.70)	\$797.70	\$0.00	\$0.00
216	ACSHS Class Night	\$0.00	\$0.00	\$(799.78)	\$0.00	\$0.00	\$(799.78)
	Group Total:	\$0.00	\$0.00	\$(799.78)	\$0.00	\$0.00	\$(799.78)
217	21st CCLC	\$252.27	\$0.00	\$ 0.00	\$0.00	\$0.00	\$252.27

School Activity Fund

Financial Report

March 2025

From Date:	3/1/2025
To Date:	03/31/2025

Acct	Activity Account	Beq. Bal.	Recpt/JV	Disb/JV	Transfer In	Transfer Out	End. Bal.
	Group Total:	\$252.27	\$0.00	\$ 0.00	\$0.00	\$0.00	\$252.27
218	Auto Mechanics	\$5,379.20	\$80.00	\$(2,954.62)	\$0.00	\$0.00	\$2,504.58
	Group Total:	\$5,379.20	\$80.00	\$(2,954.62)	\$0.00	\$0.00	\$2,504.58
219	DECA	\$7,242.59	\$1,940.00	\$(5,306.38)	\$0.00	\$0.00	\$3,876.21
	Group Total:	\$7,242.59	\$1,940.00	\$(5,306.38)	\$0.00	\$0.00	\$3,876.21
220	Drafting	\$0.00	\$0.00	\$ 0.00	\$0.00	\$0.00	\$0.00
	Group Total:	\$0.00	\$0.00	\$ 0.00	\$0.00	\$0.00	\$0.00
221	FBLA	\$1,668.11	\$1,024.08	\$(1,812.34)	\$0.00	\$0.00	\$879.85
	Group Total:	\$1,668.11	\$1,024.08	\$(1,812.34)	\$0.00	\$0.00	\$879.85
222	HOSA	\$1,151.39	\$0.00	\$(174.50)	\$0.00	\$0.00	\$976.89
	Group Total:	\$1,151.39	\$0.00	\$(174.50)	\$0.00	\$0.00	\$976.89
223	Industrial Maintenance	\$2,422.99	\$0.00	\$(608.18)	\$0.00	\$0.00	\$1,814.81
	Group Total:	\$2,422.99	\$0.00	\$(608.18)	\$0.00	\$0.00	\$1,814.81
224	Patriot Printing Press	\$1,147.02	\$0.00	\$ 0.00	\$0.00	\$0.00	\$1,147.02
	Group Total:	\$1,147.02	\$0.00	\$ 0.00	\$0.00	\$0.00	\$1,147.02
225	Skills USA	\$1,209.29	\$2,074.58	\$(2,512.86)	\$0.00	\$0.00	\$771.01
	Group Total:	\$1,209.29	\$2,074.58	\$(2,512.86)	\$0.00	\$0.00	\$771.01
226	Welding	\$2,551.11	\$0.00	\$ 0.00	\$0.00	\$0.00	\$2,551.11
	Group Total:	\$2,551.11	\$0.00	\$ 0.00	\$0.00	\$0.00	\$2,551.11
227	Patriot Designs	\$209.00	\$0.00	\$ 0.00	\$0.00	\$0.00	\$209.00
	Group Total:	\$209.00	\$0.00	\$ 0.00	\$0.00	\$0.00	\$209.00
229	Student Government Ass	\$2,759.93	\$462.00	\$(136.20)	\$0.00	\$(1,860.00)	\$1,225.73
	Group Total:	\$2,759.93	\$462.00	\$(136.20)	\$0.00	\$(1,860.00)	\$1,225.73
230	Mock trial Team	\$552.22	\$0.00	\$ 0.00	\$0.00	\$0.00	\$552.22
	Group Total:	\$552.22	\$0.00	\$ 0.00	\$0.00	\$0.00	\$552.22
231	MSD	\$621.00	\$0.00	\$ 0.00	\$0.00	\$0.00	\$621.00
	Group Total:	\$621.00	\$0.00	\$ 0.00	\$0.00	\$0.00	\$621.00
232	Engineering Design	\$695.52	\$0.00	\$ 0.00	\$0.00	\$0.00	\$695.52
	Group Total:	\$695.52	\$0.00	\$ 0.00	\$0.00	\$0.00	\$695.52
233	Technology Student Assc	\$0.00	\$0.00	\$ 0.00	\$0.00	\$0.00	\$0.00
	Group Total:	\$0.00	\$0.00	\$ 0.00	\$0.00	\$0.00	\$0.00
234	Commentary Club	\$225.00	\$0.00	\$ 0.00	\$0.00	\$0.00	\$225.00
	Group Total:	\$225.00	\$0.00	\$ 0.00	\$0.00	\$0.00	\$225.00
235	GIRLS SOCCER	\$1,163.47	\$0.00	\$ 0.00	\$0.00	\$0.00	\$1,163.47
	Group Total:	\$1,163.47	\$0.00	\$ 0.00	\$0.00	\$0.00	\$1,163.47
236	BOYS SOCCER	\$0.00	\$0.00	\$ 0.00	\$0.00	\$0.00	\$0.00
	Group Total:	\$0.00	\$0.00	\$ 0.00	\$0.00	\$0.00	\$0.00
237	MARKETING	\$1,760.00	\$511.00	\$(123.58)	\$0.00	\$0.00	\$2,147.42
	Group Total:	\$1,760.00	\$511.00	\$(123.58)	\$0.00	\$0.00	\$2,147.42
238	START-UP	\$(2,400.00)	\$200.00	\$(200.00)	\$0.00	\$0.00	\$(2,400.00)
	Group Total:	\$(2,400.00)	\$200.00	\$(200.00)	\$0.00	\$0.00	\$(2,400.00)

School Activity Fund

Financial Report

March 2025

From Date:	3/1/2025
To Date:	03/31/2025

Acct	Activity Account	Beg. Bal.	Recpt/JV	Disb/JV	Transfer In	Transfer Out	End. Bal.
239	Culinary	\$2,501.00	\$450.00	\$(1,800.00)	\$0.00	\$(35.86)	\$1,115.14
	Group Total:	\$2,501.00	\$450.00	\$(1,800.00)	\$0.00	\$(35.86)	\$1,115.14
240	Educator's Rising	\$355.00	\$1,355.00	\$(1,355.00)	\$0.00	\$0.00	\$355.00
	Group Total:	\$355.00	\$1,355.00	\$(1,355.00)	\$0.00	\$0.00	\$355.00
241	Patriot Place	\$3,715.67	\$1,301.67	\$(138.01)	\$0.00	\$0.00	\$4,879.33
	Group Total:	\$3,715.67	\$1,301.67	\$(138.01)	\$0.00	\$0.00	\$4,879.33
242	Badminton Club	\$77.79	\$0.00	\$ 0.00	\$0.00	\$0.00	\$77.79
	Group Total:	\$77.79	\$0.00	\$ 0.00	\$0.00	\$0.00	\$77.79
243	Patriot Academy	\$0.00	\$0.00	\$ 0.00	\$0.00	\$0.00	\$0.00
	Group Total:	\$0.00	\$0.00	\$ 0.00	\$0.00	\$0.00	\$0.00
244	BOYS VOLLEYBALL	\$0.00	\$1,154.00	\$ 0.00	\$0.00	\$0.00	\$1,154.00
	Group Total:	\$0.00	\$1,154.00	\$ 0.00	\$0.00	\$0.00	\$1,154.00
<hr/>							
	Grand Total:	\$262,832.94	\$25,659.24	\$(44,647.33)	\$2,813.56	\$(2,813.56)	\$243,844.85

I have reviewed the above ledger report and attached reports for the current month. I find them accurate and complete to the best of my knowledge.

Bookkeeper:

Elena Dumas

Date:

4/14/25

Principal:

[Signature]

Date:

4/14/25

Bank Reconciliation Report

Checking Account

992

Date From 3/1/2025

Date to 03/31/2025

Ending Balance on Statement Dated : 03/31/2025	\$261,281.68
Outstanding Deposits (Bank Deposits) -> +	\$0.00
Less Outstanding Checks:	\$17,436.83
Cash Balance as of : 03/31/2025	\$243,844.85 ***

Cash Balance for Checking as of 3/1/2025	\$262,832.94
Add: Total Deposits (Bank Deposits):	\$25,659.24
Less: Total Checks and Withdrawals:	(\$44,647.33)
Computer Cash Balance as of : 03/31/2025	\$243,844.85 ***

Summary of Asset Accounts

Gl Acct	Account Name	Begin Bal	Recpt/JV	Disb/JV	Transfer	End Bal.
990	Petty Cash	\$0.00	\$0.00	\$0.00	\$0.00	\$0.00
991	Cash on Hand	\$0.00	\$24,329.33	\$0.00	(\$24,329.33)	\$0.00
992	Checking	\$262,832.94	\$1,329.91	(\$44,647.33)	\$24,329.33	\$243,844.85 ***
993	Savings	\$0.00	\$0.00	\$0.00	\$0.00	\$0.00
994	Investments	\$0.00	\$0.00	\$0.00	\$0.00	\$0.00
Grand Total		\$262,832.94	\$25,659.24	(\$44,647.33)	\$0.00	\$243,844.85

I have reviewed the above ledger report and attached reports for the current month. I find them accurate and complete to the best of my knowledge.

Bookkeeper:

Date: 4/14/25

Principal:

Date: 4/14/25

*** Entries Must Match