



# AIA Document G731™ – 2019

## Change Order, Construction Manager as Adviser Edition

**PROJECT: (name and address)**

Christian County High School  
5185 Fort Campbell Blvd Hopkinsville,  
KY 42240

**CONTRACT INFORMATION:**

Contract For: BP 260-014 Electrical  
Date: September 08, 2023

**CHANGE ORDER INFORMATION:**

Change Order Number: 063  
Date: February 13, 2025

**OWNER: (name and address)**

Christian County Board of Education  
200 Glass Avenue Hopkinsville, KY 42240

**ARCHITECT: (name and address)**

Hafer PSC  
21 Southeast Third St, Ste 800 Evansville, IN 47708

**CONTRACTOR: (name and address)**

State Electric Co., Inc.  
140 College Street Crofton, KY 42217

**CONSTRUCTION MANAGER: (name and address)**

Alliance Corporation  
116 E. College Street Glasgow, KY 42141

**THE CONTRACT IS CHANGED AS FOLLOWS:**

*(Insert a detailed description of the change and, if applicable, attach or reference specific exhibits. Also include agreed upon adjustments attributable to executed Construction Change Directives.)*

Cost associated with large monitor power revisions per PR #32R.

The original Contract Sum was	\$	11,715,191.00
Net change by previously authorized Change Orders	\$	132,213.71
The Contract Sum prior to this Change Order was	\$	11,847,404.71
The Contract Sum will be increased by this Change Order in the amount of	\$	5,130.61
The new Contract Sum including this Change Order will be	\$	11,852,535.32

The Contract time will be unchanged by (0) days.  
The Contractor's Work shall be substantially complete on .

**NOTE:** This Change Order does not include adjustments to the Contract Sum or Guaranteed Maximum Price, or the Contract Time, that have been authorized by Construction Change Directive until the cost and time have been agreed upon by both the Owner and Contractor, in which case a Change Order is executed to supersede the Construction Change Directive.

**NOT VALID UNTIL SIGNED BY THE ARCHITECT, CONSTRUCTION MANAGER, CONTRACTOR, AND OWNER.**

**ARCHITECT (Signature)**

BY: Eric Rang, Hafer PSC  
*(Printed name, title, and license number if required)*

Date

**CONSTRUCTION MANAGER (Signature)**

BY: Kevin Hitchel, Alliance Corporation  
*(Printed name and title)*

Date

**CONTRACTOR (Signature)**

BY: Jeff Embry, State Electric Company, Inc.  
*(Printed name and title)*

Date

**OWNER (Signature)**

BY: Christopher Bentzel, Christian County Board of Education  
*(Printed name and title)*

Date



# PROPOSED CHANGE ORDER

**PROJECT** Christian County High School

**CONTRACTOR/SUPPLIER** State Electric

**BID PACKAGE** 260 *63. 260 - 14*

DETAIL ITEM	AMOUNT
LABOR	\$ 2,129.40
MATERIALS	\$ 2,332.00
PROFIT & OVERHEAD	\$ 669.21
BOND INSURANCE	
<b>COST BREAKDOWN TOTAL</b>	<b>\$ 5,130.61</b>

**DESCRIPTION**

Large Monitor Power Revisions per PR #32R.

---



---



---



---

**PR #** 32R (ATTACH PR)

**CHANGE ORDER INITIATED BY:**

- ARCHITECT/ENGINEER
- OWNER
- CONTRACTOR
- CM
- CODE OFFICIAL
- OTHER \_\_\_\_\_

**PLEASE INCLUDE THIS FORM WITH EVERY CHANGE ORDER.**



architects • designers • engineers

21 SE Third Street, Suite 800 • Evansville, IN 47708  
P: 812.422.4187 • F: 812.421.6776  
101 E Second Street, Suite 101 • Owensboro, KY 42301  
P: 270.926.1331 • F: 270.684.4456  
haferdesign.com

## PROPOSAL REQUEST

<b>Project:</b>	Christian County High School	<b>PR No.:</b>	032 Rev 1 (Revision Date 12/23/2024)
	5185 Ft. Campbell Blvd Hopkinsville, KY 42240	<b>Date:</b>	November 30, 2024
<b>Owner:</b>	Christian County Public Schools 222 Glass Ave Hopkinsville, KY 42240	<b>Project Number:</b>	2106-204
		<b>Contract for:</b>	Electrical
<b>To:</b>	Kevin Hitchell Alliance Corporation 116 E. College Steet Glasgow, KY 42141		
<b>RE:</b>	<b>Add Power Circuits to Large Monitors in Gym, Aux Gym &amp; Commons</b>		

Please submit an itemized quotation for changes in the Contract Sum and/or Time incidental to proposed modifications to the Contract Documents described herein. THIS IS NOT A CHANGE ORDER NOR A DIRECTION TO PROCEED WITH THE WORK DESCRIBED HEREIN.

### Description:

1. Reference Revised Drawings E2.1B Alt Rev 6 and E6.2 Alt Rev 7. Provide power circuits to the large monitors within the main gymnasium as indicated on the revised drawings.
  - a. *Changes include adding two 50A, 120V circuits for a large video monitor and deleting two 20A, 120V circuits for video monitors).*
2. Reference Revised Drawings E2.1C Rev 9 and E6.3 Rev 8. Provide power circuits to the large monitors within the auxiliary gymnasium as indicated on the revised drawings.
  - a. *Changes include adding two 50A, 120V circuits for a large video monitor.*
3. Reference Revised Drawings E2.1F Rev 6 and E6.14 Rev 2. Provide power circuit to the large monitor within the commons area as indicated on the revised drawings.
  - a. *Changes include adding two 50A, 120V circuits for a large video monitor and converting one receptacle location (for a video monitor) to the junction box which will house the two 50A circuits. [Note: The wall where the large video monitor will be installed has already been constructed with outlet boxes roughed-in].*

4. Reference Revised Drawing E3.1B-ALT Rev 4. Delete one of the two "C2" data outlets up high on wall for the large video monitor.
5. Reference Revised Drawing E3.1C Rev 5. Add one "C2" data outlet up high on wall for the large video monitor in Aux Gym.
6. Reference Revised Drawings E2.1F Rev 6 and E6.14 Rev 2. Provide power circuit to the large monitor within the commons area as indicated on the revised drawings.
  - a. Changes include adding *two 50A, 120V circuits* for a large video monitor and converting one receptacle location (for a video monitor) to the junction box which will house the two 50A circuits. **[Note:** The wall where the large video monitor will be installed has already been constructed with outlet boxes roughed-in].

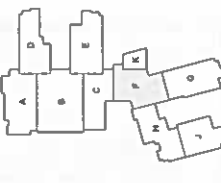

**Attachments:** Revised Drawings E2.1B Alt Rev 6, E2.1C Rev 9, E2.1F Rev 6, E3.1B-ALT Rev 4, E3.1C Rev 5, E6.2 Alt Rev 7, E6.3 Rev 8, E6.14 Rev 2

**By:** Eric Rang

**CC:**







KEY PLAN



Table with columns for Date, Description, and other project details.

POWER PLAN - FIRST FLOOR  
- AREA "F"

Project No. 2108-204  
Date: May, 20

Sheet No. E2.1F

GENERAL NOTES: FIRST FLOOR POWER PLAN - AREA "F" (CONTINUED)

1. ALL ELECTRICAL WORK SHALL BE IN ACCORDANCE WITH THE NATIONAL ELECTRICAL CODE (NEC) AND THE NATIONAL FIRE ALARM AND SIGNAL CODE (NFPA 72).

2. ALL ELECTRICAL WORK SHALL BE IN ACCORDANCE WITH THE LOCAL ORDINANCES AND REGULATIONS APPLICABLE TO THIS PROJECT.

3. THE CONTRACTOR SHALL BE RESPONSIBLE FOR OBTAINING ALL NECESSARY PERMITS AND APPROVALS FROM THE LOCAL AUTHORITIES.

4. THE CONTRACTOR SHALL BE RESPONSIBLE FOR PROTECTING ALL EXISTING UTILITIES AND STRUCTURES.

5. ALL ELECTRICAL WORK SHALL BE COMPLETED WITHIN THE SPECIFIED TIME FRAME.

6. THE CONTRACTOR SHALL BE RESPONSIBLE FOR THE PROTECTION AND MAINTENANCE OF ALL ELECTRICAL SYSTEMS.

7. ALL ELECTRICAL WORK SHALL BE SUBJECT TO INSPECTION AND APPROVAL BY THE LOCAL AUTHORITIES.

8. THE CONTRACTOR SHALL BE RESPONSIBLE FOR THE PROTECTION AND MAINTENANCE OF ALL ELECTRICAL SYSTEMS.

9. ALL ELECTRICAL WORK SHALL BE COMPLETED WITHIN THE SPECIFIED TIME FRAME.

10. THE CONTRACTOR SHALL BE RESPONSIBLE FOR THE PROTECTION AND MAINTENANCE OF ALL ELECTRICAL SYSTEMS.

NOTES: FIRST FLOOR POWER PLAN - AREA "F"

1. THE CONTRACTOR SHALL BE RESPONSIBLE FOR THE PROTECTION AND MAINTENANCE OF ALL ELECTRICAL SYSTEMS.

2. ALL ELECTRICAL WORK SHALL BE COMPLETED WITHIN THE SPECIFIED TIME FRAME.

3. THE CONTRACTOR SHALL BE RESPONSIBLE FOR THE PROTECTION AND MAINTENANCE OF ALL ELECTRICAL SYSTEMS.

4. ALL ELECTRICAL WORK SHALL BE SUBJECT TO INSPECTION AND APPROVAL BY THE LOCAL AUTHORITIES.

5. THE CONTRACTOR SHALL BE RESPONSIBLE FOR THE PROTECTION AND MAINTENANCE OF ALL ELECTRICAL SYSTEMS.

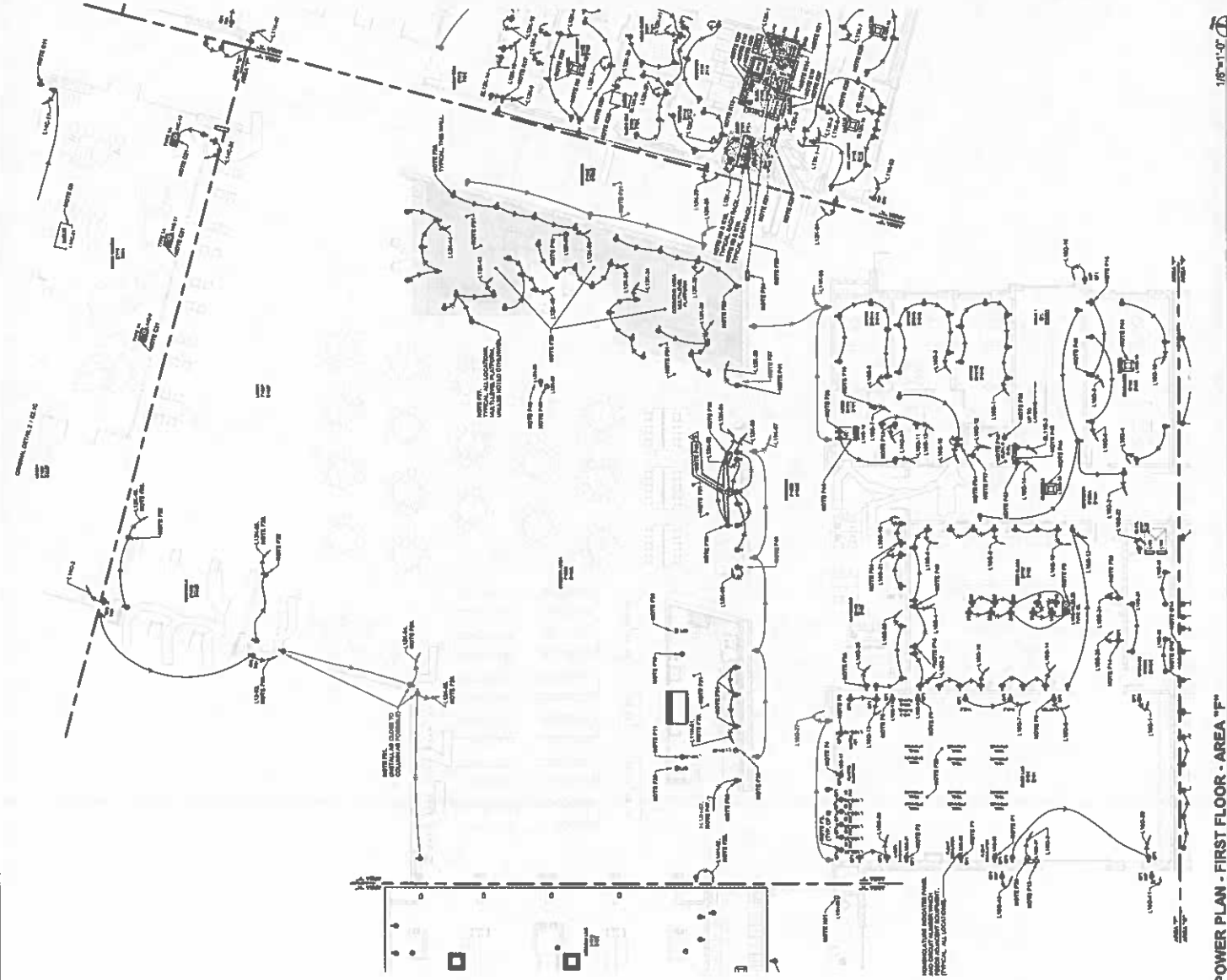
6. ALL ELECTRICAL WORK SHALL BE COMPLETED WITHIN THE SPECIFIED TIME FRAME.

7. THE CONTRACTOR SHALL BE RESPONSIBLE FOR THE PROTECTION AND MAINTENANCE OF ALL ELECTRICAL SYSTEMS.

8. ALL ELECTRICAL WORK SHALL BE SUBJECT TO INSPECTION AND APPROVAL BY THE LOCAL AUTHORITIES.

9. THE CONTRACTOR SHALL BE RESPONSIBLE FOR THE PROTECTION AND MAINTENANCE OF ALL ELECTRICAL SYSTEMS.

10. ALL ELECTRICAL WORK SHALL BE COMPLETED WITHIN THE SPECIFIED TIME FRAME.



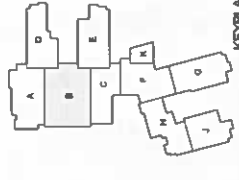
POWER PLAN - FIRST FLOOR - AREA "F"



NOE 9 80 2414

1101 FT. CAMPBELL, B.V.O.  
HORNESVILLE, KY 42420

HAFER  
ARCHITECTS, INC. (A) (C) (S)  
1101 FT. CAMPBELL, B.V.O.  
HORNESVILLE, KY 42420



Revised By	Revised For	Revised Date

Sheet No. **2106-204**  
 SYSTEMS & TECHNOLOGY PLAN - FIRST FLOOR - AREA "B" ALTERNATE  
 Date: **May, 20**  
 Architect's Project No. **2106-204**  
 Drawing No.

**E3.1B-AI**

**NOTES (FIRST FLOOR SYB, A, TECH. PLAN - AREA "B" - ALTI)**

1. ALL WORK SHALL BE IN ACCORDANCE WITH THE LATEST EDITIONS OF THE NATIONAL ELECTRICAL CODE (NEC), NATIONAL FIRE ALARM CODE (NFPA), NATIONAL FIRE PROTECTION ASSOCIATION (NFPA) AND ALL OTHER APPLICABLE CODES AND REGULATIONS.

2. ALL WORK SHALL BE IN ACCORDANCE WITH THE LATEST EDITIONS OF THE NATIONAL ELECTRICAL CODE (NEC), NATIONAL FIRE ALARM CODE (NFPA), NATIONAL FIRE PROTECTION ASSOCIATION (NFPA) AND ALL OTHER APPLICABLE CODES AND REGULATIONS.

3. ALL WORK SHALL BE IN ACCORDANCE WITH THE LATEST EDITIONS OF THE NATIONAL ELECTRICAL CODE (NEC), NATIONAL FIRE ALARM CODE (NFPA), NATIONAL FIRE PROTECTION ASSOCIATION (NFPA) AND ALL OTHER APPLICABLE CODES AND REGULATIONS.

4. ALL WORK SHALL BE IN ACCORDANCE WITH THE LATEST EDITIONS OF THE NATIONAL ELECTRICAL CODE (NEC), NATIONAL FIRE ALARM CODE (NFPA), NATIONAL FIRE PROTECTION ASSOCIATION (NFPA) AND ALL OTHER APPLICABLE CODES AND REGULATIONS.

5. ALL WORK SHALL BE IN ACCORDANCE WITH THE LATEST EDITIONS OF THE NATIONAL ELECTRICAL CODE (NEC), NATIONAL FIRE ALARM CODE (NFPA), NATIONAL FIRE PROTECTION ASSOCIATION (NFPA) AND ALL OTHER APPLICABLE CODES AND REGULATIONS.

6. ALL WORK SHALL BE IN ACCORDANCE WITH THE LATEST EDITIONS OF THE NATIONAL ELECTRICAL CODE (NEC), NATIONAL FIRE ALARM CODE (NFPA), NATIONAL FIRE PROTECTION ASSOCIATION (NFPA) AND ALL OTHER APPLICABLE CODES AND REGULATIONS.

7. ALL WORK SHALL BE IN ACCORDANCE WITH THE LATEST EDITIONS OF THE NATIONAL ELECTRICAL CODE (NEC), NATIONAL FIRE ALARM CODE (NFPA), NATIONAL FIRE PROTECTION ASSOCIATION (NFPA) AND ALL OTHER APPLICABLE CODES AND REGULATIONS.

8. ALL WORK SHALL BE IN ACCORDANCE WITH THE LATEST EDITIONS OF THE NATIONAL ELECTRICAL CODE (NEC), NATIONAL FIRE ALARM CODE (NFPA), NATIONAL FIRE PROTECTION ASSOCIATION (NFPA) AND ALL OTHER APPLICABLE CODES AND REGULATIONS.

9. ALL WORK SHALL BE IN ACCORDANCE WITH THE LATEST EDITIONS OF THE NATIONAL ELECTRICAL CODE (NEC), NATIONAL FIRE ALARM CODE (NFPA), NATIONAL FIRE PROTECTION ASSOCIATION (NFPA) AND ALL OTHER APPLICABLE CODES AND REGULATIONS.

10. ALL WORK SHALL BE IN ACCORDANCE WITH THE LATEST EDITIONS OF THE NATIONAL ELECTRICAL CODE (NEC), NATIONAL FIRE ALARM CODE (NFPA), NATIONAL FIRE PROTECTION ASSOCIATION (NFPA) AND ALL OTHER APPLICABLE CODES AND REGULATIONS.

11. ALL WORK SHALL BE IN ACCORDANCE WITH THE LATEST EDITIONS OF THE NATIONAL ELECTRICAL CODE (NEC), NATIONAL FIRE ALARM CODE (NFPA), NATIONAL FIRE PROTECTION ASSOCIATION (NFPA) AND ALL OTHER APPLICABLE CODES AND REGULATIONS.

12. ALL WORK SHALL BE IN ACCORDANCE WITH THE LATEST EDITIONS OF THE NATIONAL ELECTRICAL CODE (NEC), NATIONAL FIRE ALARM CODE (NFPA), NATIONAL FIRE PROTECTION ASSOCIATION (NFPA) AND ALL OTHER APPLICABLE CODES AND REGULATIONS.

13. ALL WORK SHALL BE IN ACCORDANCE WITH THE LATEST EDITIONS OF THE NATIONAL ELECTRICAL CODE (NEC), NATIONAL FIRE ALARM CODE (NFPA), NATIONAL FIRE PROTECTION ASSOCIATION (NFPA) AND ALL OTHER APPLICABLE CODES AND REGULATIONS.

14. ALL WORK SHALL BE IN ACCORDANCE WITH THE LATEST EDITIONS OF THE NATIONAL ELECTRICAL CODE (NEC), NATIONAL FIRE ALARM CODE (NFPA), NATIONAL FIRE PROTECTION ASSOCIATION (NFPA) AND ALL OTHER APPLICABLE CODES AND REGULATIONS.

15. ALL WORK SHALL BE IN ACCORDANCE WITH THE LATEST EDITIONS OF THE NATIONAL ELECTRICAL CODE (NEC), NATIONAL FIRE ALARM CODE (NFPA), NATIONAL FIRE PROTECTION ASSOCIATION (NFPA) AND ALL OTHER APPLICABLE CODES AND REGULATIONS.

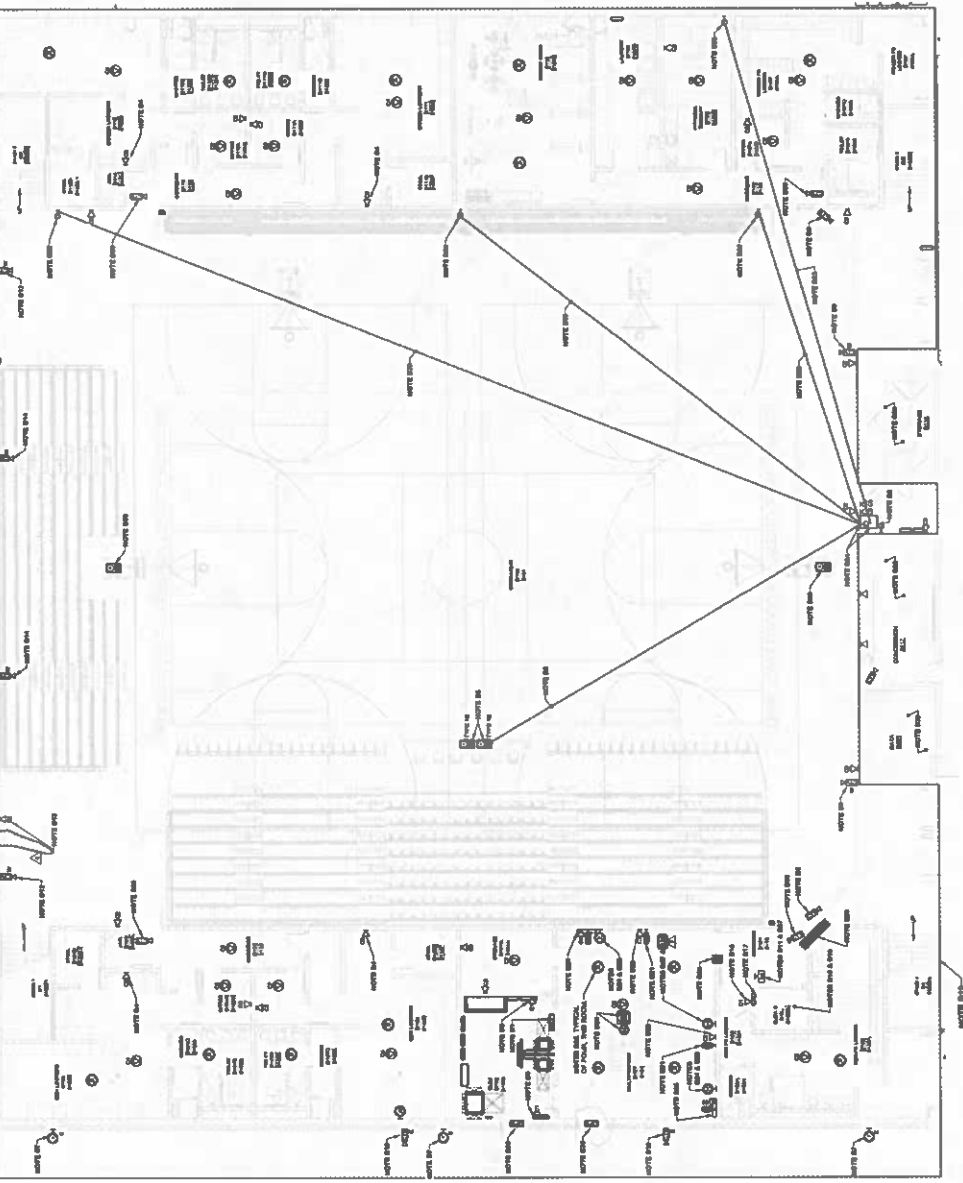
16. ALL WORK SHALL BE IN ACCORDANCE WITH THE LATEST EDITIONS OF THE NATIONAL ELECTRICAL CODE (NEC), NATIONAL FIRE ALARM CODE (NFPA), NATIONAL FIRE PROTECTION ASSOCIATION (NFPA) AND ALL OTHER APPLICABLE CODES AND REGULATIONS.

17. ALL WORK SHALL BE IN ACCORDANCE WITH THE LATEST EDITIONS OF THE NATIONAL ELECTRICAL CODE (NEC), NATIONAL FIRE ALARM CODE (NFPA), NATIONAL FIRE PROTECTION ASSOCIATION (NFPA) AND ALL OTHER APPLICABLE CODES AND REGULATIONS.

18. ALL WORK SHALL BE IN ACCORDANCE WITH THE LATEST EDITIONS OF THE NATIONAL ELECTRICAL CODE (NEC), NATIONAL FIRE ALARM CODE (NFPA), NATIONAL FIRE PROTECTION ASSOCIATION (NFPA) AND ALL OTHER APPLICABLE CODES AND REGULATIONS.

19. ALL WORK SHALL BE IN ACCORDANCE WITH THE LATEST EDITIONS OF THE NATIONAL ELECTRICAL CODE (NEC), NATIONAL FIRE ALARM CODE (NFPA), NATIONAL FIRE PROTECTION ASSOCIATION (NFPA) AND ALL OTHER APPLICABLE CODES AND REGULATIONS.

20. ALL WORK SHALL BE IN ACCORDANCE WITH THE LATEST EDITIONS OF THE NATIONAL ELECTRICAL CODE (NEC), NATIONAL FIRE ALARM CODE (NFPA), NATIONAL FIRE PROTECTION ASSOCIATION (NFPA) AND ALL OTHER APPLICABLE CODES AND REGULATIONS.



1/8" = 1'-0"  
 SYSTEMS & TECHNOLOGY PLAN - FIRST FLOOR - AREA "B" ALTERNATE





1000 P. BOX 21-104

1100 FT. CAMPBELL BLVD  
HOPKINSVILLE, KY 42400



Logos for ALLIANCE, poLL, KCS Engineering, LLC, WEBB, and other partners.

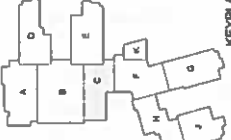


Table with columns for Date, Description, and other project details.

NOTES (FIRST FLOOR SYS. & TECH. PLAN - AREA "C")

1. PROVIDE ALL SYSTEMS AND EQUIPMENT TO BE INSTALLED IN ACCORDANCE WITH THE FOLLOWING NOTES AND SPECIFICATIONS. THE CONTRACTOR SHALL BE RESPONSIBLE FOR OBTAINING ALL NECESSARY PERMITS AND APPROVALS FROM THE LOCAL AUTHORITIES. THE CONTRACTOR SHALL BE RESPONSIBLE FOR OBTAINING ALL NECESSARY PERMITS AND APPROVALS FROM THE LOCAL AUTHORITIES.

NOTES (FIRST FLOOR SYS. & TECH. PLAN - AREA "C")

1. PROVIDE ALL SYSTEMS AND EQUIPMENT TO BE INSTALLED IN ACCORDANCE WITH THE FOLLOWING NOTES AND SPECIFICATIONS. THE CONTRACTOR SHALL BE RESPONSIBLE FOR OBTAINING ALL NECESSARY PERMITS AND APPROVALS FROM THE LOCAL AUTHORITIES. THE CONTRACTOR SHALL BE RESPONSIBLE FOR OBTAINING ALL NECESSARY PERMITS AND APPROVALS FROM THE LOCAL AUTHORITIES.

NOTES (FIRST FLOOR SYS. & TECH. PLAN - AREA "C")

1. PROVIDE ALL SYSTEMS AND EQUIPMENT TO BE INSTALLED IN ACCORDANCE WITH THE FOLLOWING NOTES AND SPECIFICATIONS. THE CONTRACTOR SHALL BE RESPONSIBLE FOR OBTAINING ALL NECESSARY PERMITS AND APPROVALS FROM THE LOCAL AUTHORITIES. THE CONTRACTOR SHALL BE RESPONSIBLE FOR OBTAINING ALL NECESSARY PERMITS AND APPROVALS FROM THE LOCAL AUTHORITIES.

NOTES (FIRST FLOOR SYS. & TECH. PLAN - AREA "C")

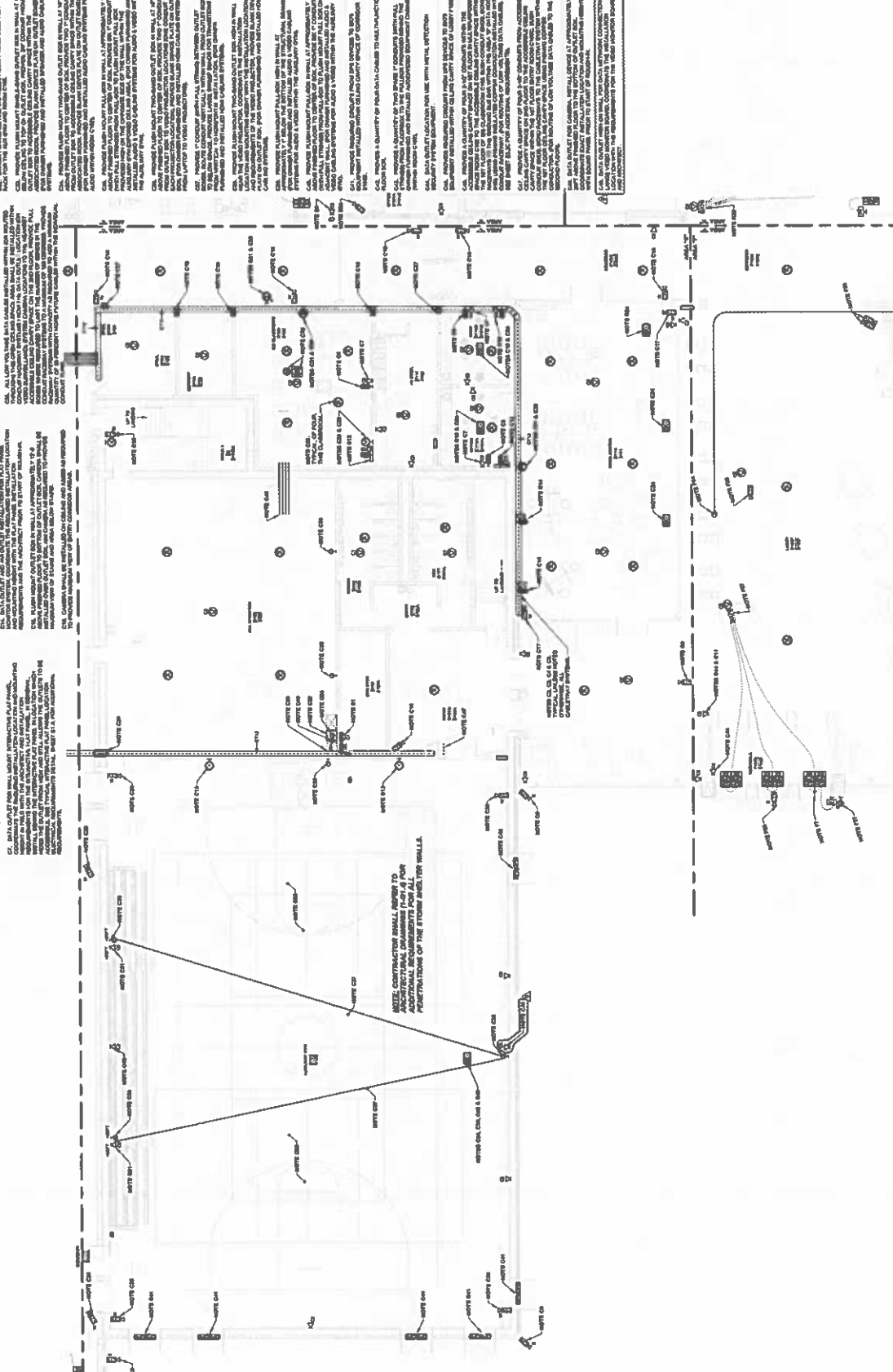
1. PROVIDE ALL SYSTEMS AND EQUIPMENT TO BE INSTALLED IN ACCORDANCE WITH THE FOLLOWING NOTES AND SPECIFICATIONS. THE CONTRACTOR SHALL BE RESPONSIBLE FOR OBTAINING ALL NECESSARY PERMITS AND APPROVALS FROM THE LOCAL AUTHORITIES. THE CONTRACTOR SHALL BE RESPONSIBLE FOR OBTAINING ALL NECESSARY PERMITS AND APPROVALS FROM THE LOCAL AUTHORITIES.

GENERAL NOTES (FOR ALL SYSTEMS & TECH. PLANS) (CONT.)

1. ALL SYSTEMS AND EQUIPMENT SHALL BE INSTALLED IN ACCORDANCE WITH THE FOLLOWING NOTES AND SPECIFICATIONS. THE CONTRACTOR SHALL BE RESPONSIBLE FOR OBTAINING ALL NECESSARY PERMITS AND APPROVALS FROM THE LOCAL AUTHORITIES. THE CONTRACTOR SHALL BE RESPONSIBLE FOR OBTAINING ALL NECESSARY PERMITS AND APPROVALS FROM THE LOCAL AUTHORITIES.

GENERAL NOTES (FOR ALL SYSTEMS & TECH. PLANS)

1. ALL SYSTEMS AND EQUIPMENT SHALL BE INSTALLED IN ACCORDANCE WITH THE FOLLOWING NOTES AND SPECIFICATIONS. THE CONTRACTOR SHALL BE RESPONSIBLE FOR OBTAINING ALL NECESSARY PERMITS AND APPROVALS FROM THE LOCAL AUTHORITIES. THE CONTRACTOR SHALL BE RESPONSIBLE FOR OBTAINING ALL NECESSARY PERMITS AND APPROVALS FROM THE LOCAL AUTHORITIES.






1000 S 5th St  
Hornbyville, TN 37041  
(615) 446-2500


1000 S 5th St  
Hornbyville, TN 37041  
(615) 446-2500



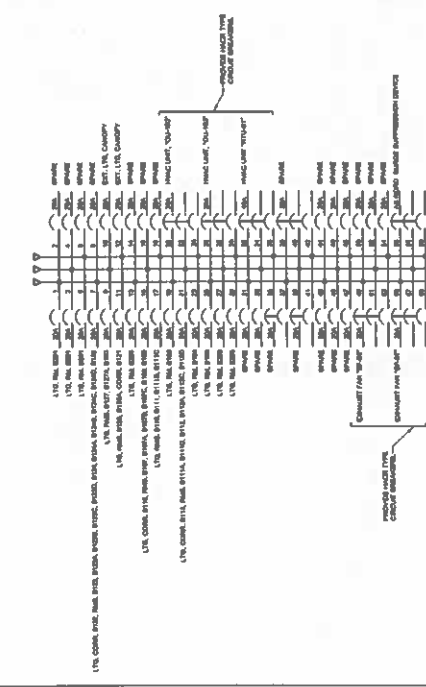
2108-204  
May 20



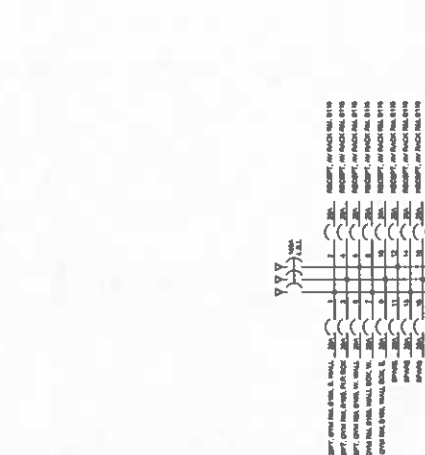
**PANEL 1118A**  
200V, 480V AC  
FLOOR MOUNTED SERVICE ENCL.  
FLOOR MOUNTED SERVICE ENCL.  
FLOOR MOUNTED SERVICE ENCL.




**PANEL 1118B**  
200V, 480V AC  
FLOOR MOUNTED SERVICE ENCL.  
FLOOR MOUNTED SERVICE ENCL.



**PANEL 1118C**  
200V, 480V AC  
FLOOR MOUNTED SERVICE ENCL.  
FLOOR MOUNTED SERVICE ENCL.



**PANEL 1118D**  
200V, 480V AC  
FLOOR MOUNTED SERVICE ENCL.  
FLOOR MOUNTED SERVICE ENCL.



**PANEL 1118E**  
200V, 480V AC  
FLOOR MOUNTED SERVICE ENCL.  
FLOOR MOUNTED SERVICE ENCL.



**PANEL 1118F**  
200V, 480V AC  
FLOOR MOUNTED SERVICE ENCL.  
FLOOR MOUNTED SERVICE ENCL.

Sheet No. 1118-1  
Project No. 1118-1  
Date: May 20, 2024

Approved: \_\_\_\_\_  
Date: \_\_\_\_\_

Approved: \_\_\_\_\_  
Date: \_\_\_\_\_

Approved: \_\_\_\_\_  
Date: \_\_\_\_\_

Approved: \_\_\_\_\_  
Date: \_\_\_\_\_

Approved: \_\_\_\_\_  
Date: \_\_\_\_\_

Approved: \_\_\_\_\_  
Date: \_\_\_\_\_

Approved: \_\_\_\_\_  
Date: \_\_\_\_\_

Approved: \_\_\_\_\_  
Date: \_\_\_\_\_

Approved: \_\_\_\_\_  
Date: \_\_\_\_\_

Approved: \_\_\_\_\_  
Date: \_\_\_\_\_

ISSUE # 03-20-19a

1001 W. CHRISTIAN BLVD HOPKINSVILLE, KY 42420

HAFER

ALLIANCE

bell

K-S Agency, LLC

WBM

GT


NO. 1001 W. CHRISTIAN BLVD HOPKINSVILLE, KY 42420

Sheet Title: BUSSING DIAGRAMS - BLDG AREA "C" (1ST FLOOR) - NORMAL POWER


Date: May, 20

Project No: 2106-204


E6.3




PANEL "113C" BUS CONNECTIONS FOR 12 SPACES PROVIDED WITH RECESSED COVER INCLUDING:



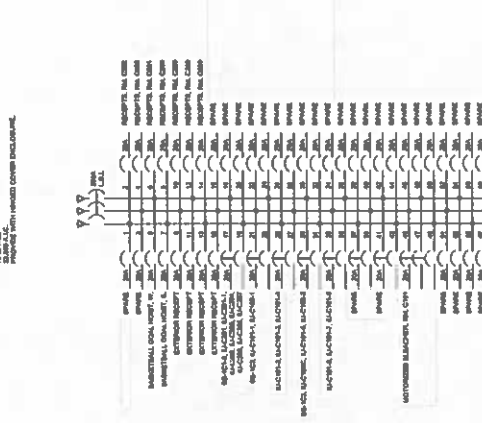
PANEL "113C" BUS CONNECTIONS FOR 12 SPACES PROVIDED WITH RECESSED COVER INCLUDING:



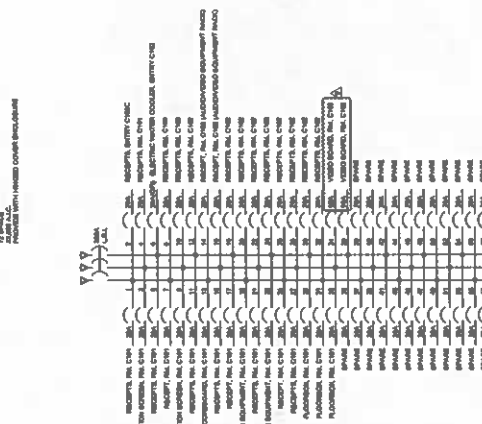
PANEL "113C" BUS CONNECTIONS FOR 12 SPACES PROVIDED WITH RECESSED COVER INCLUDING:




PANEL "113C" BUS CONNECTIONS FOR 12 SPACES PROVIDED WITH RECESSED COVER INCLUDING:



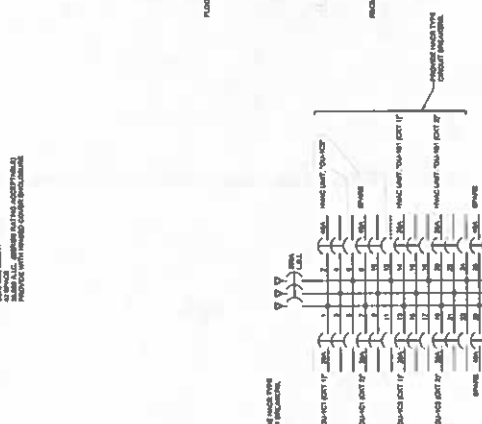
PANEL "113C" BUS CONNECTIONS FOR 12 SPACES PROVIDED WITH RECESSED COVER INCLUDING:







PANEL "113C" BUS CONNECTIONS FOR 12 SPACES PROVIDED WITH RECESSED COVER INCLUDING:



PANEL "113C" BUS CONNECTIONS FOR 12 SPACES PROVIDED WITH RECESSED COVER INCLUDING:



PANEL "113C" BUS CONNECTIONS FOR 12 SPACES PROVIDED WITH RECESSED COVER INCLUDING:



Panel 113C bus connection details and notes.



BOX # 80 23-154

1185 FT. CANNON BLVD  
HOPKINSVILLE, KY 42404

HAFER  
1111 1/2 Road  
Hopkinsville, KY 42404  
Tel: 502-837-1777  
Fax: 502-837-1778  
www.hafers.com

ALLIANCE  
1185 FT. CANNON BLVD  
HOPKINSVILLE, KY 42404  
Tel: 502-837-1777  
Fax: 502-837-1778

bell  
197 Poplar Drive  
Hopkinsville, KY 42404  
Tel: 502-837-1777  
Fax: 502-837-1778

KS Engineering PLLC  
1185 FT. CANNON BLVD  
HOPKINSVILLE, KY 42404  
Tel: 502-837-1777  
Fax: 502-837-1778

WBW  
1185 FT. CANNON BLVD  
HOPKINSVILLE, KY 42404  
Tel: 502-837-1777  
Fax: 502-837-1778

EST Repair and Equipment Co.  
1185 FT. CANNON BLVD  
HOPKINSVILLE, KY 42404  
Tel: 502-837-1777  
Fax: 502-837-1778




Table with columns: Date, Time, Location, Description, Initials. Contains project schedule information.

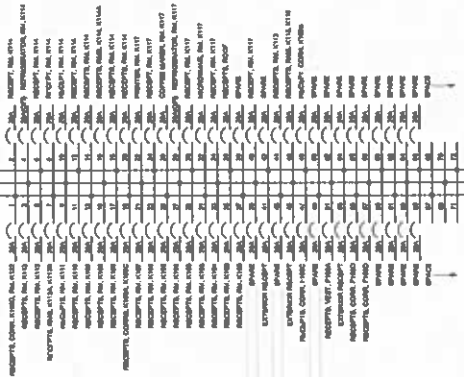
Approved by: \_\_\_\_\_ Date: \_\_\_\_\_  
Project No. 21106-204  
Drawing No. E6.14

BUSINESS DIAGRAMS - BLDG AREA 'X' (1ST FLOOR) - NORMAL POWER

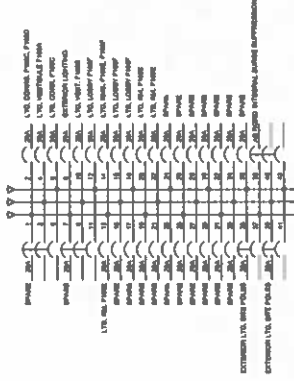
21106-204 May, 20  
Drawing No. E6.14



PANEL LINK 1  
BUSINESS DIAGRAM  
NORMAL POWER  
PROJECT WITH WEATHER COVER INCLUSTRE



PANEL LINK 2  
BUSINESS DIAGRAM  
NORMAL POWER  
PROJECT WITH WEATHER COVER INCLUSTRE



PANEL LINK 3  
BUSINESS DIAGRAM  
NORMAL POWER  
PROJECT WITH WEATHER COVER INCLUSTRE



140 college St.  
 Crofton, KY 42217  
 PH(270) 424-8242

CCHS  
 Alliance Corporation  
 RE: PR-032  
 ADDER

1/24/2025

Discription: PR-032 -REV1 Large monitors in gym and commons

Item Discription:	Qty:	Unit:	Total:	Unit Hrs:	Total Hrs:	Labor Unit:	Total Labor:
Material	1	\$1,600.00	\$1,600.00	0.00	26	\$65.00	\$1,690.00
Truck	1.6	\$125	\$200.00	0	0	\$65.00	\$0.00
			\$0.00	0	0	\$65.00	\$0.00
Lift 2 days	2	\$200	\$400.00		0	\$65.00	\$0.00
			\$0.00		0	\$65.00	\$0.00
			\$0.00		0	\$65.00	\$0.00
			\$0.00		0	\$65.00	\$0.00
			\$0.00		0	\$65.00	\$0.00
			\$0.00		0	\$65.00	\$0.00
			\$0.00		0	\$65.00	\$0.00

Material Cost		\$2,200.00
Sales Tax	6.0%	\$132.00
Material Subtotal		\$2,332.00

Labor Cost		\$1,690.00
Labor Burden 26%	26%	\$439.40
Labor Subtotal		\$2,129.40

Labor/Mat. Subtotal		\$4,461.40
Overhead/Profit	15%	\$669.21
Total Change Cost	ADDER	\$5,130.61

# FACPAC Contract Change Order Supplemental Information Form (Ref# 61786)

Form Status: Saved

Tier 1 Project: Consolidated High School

BG Number: 22-104

Status: Active

District: Christian County (HB678) (115)

Phase: Project Initiation (View Checklist)

Contract: State Electric Co Inc. , 0260, Electrical

Type: CM Bid Package

Proposed

Change Order Number	11
Time Extension Required	No
Date Of Change Order	2/13/2025
Change Order Amount To Date	Increase

## Construction Contingency

Calculations below are project wide. Remaining negative Construction Contingency may require the submission of a revised BGL.

Current Approved Amount	\$6,320,436.60
Net Approved COs	\$218,519.27
Remaining After Approved COs	\$6,101,917.33
Net All COs	\$316,604.80
Remaining After All COs	\$6,003,831.80

This Requested Change Order Amount \$5,130.61

+/-

Change In A/E Fee This Change Order

+/-

Change In CM Fee This Change Order \$0.00

+/-

Remaining Construction Contingency \$6,003,831.80

Balance

Contract Change Requested By Architect/Engineer; Local Board of Education

Contract Change Reason Code Expansion of Scope

Change Order Description And Justification

Cost associated with large monitor power revisions per PR #32R.

**Cost Benefit To Owner**

The cost of this change order has been reviewed and determined to be reasonable.

Contract unit prices have been utilized No  
to support the cost associated with this  
change order.

**Detailed Cost Breakdown**

Contract unit prices have not been utilized, provide a detailed cost breakdown which separates labor, material, profit and overhead.

---

<b>Detail Item</b>	<b>Amount</b>	<b>Percent of Total</b>
Labor	\$2,129.40	41.50%
Materials	\$2,332.00	45.45%
Profit and Overhead	\$669.21	13.04%
Bond Insurance		0.00%
<b>Cost Breakdown Total:</b>	<b>\$5,130.61</b>	

Cost for this Change Order supported No  
by an alternate bid or competitive price  
quote

Explain Why

Executed contract with contractor.

# **Change Order Supplemental Information Form Signature Page (Online Form Ref# 61786)**

---

**Architect**

---

**Date**

---

**Construction Manager**

---

**Date**

---

**Finance Officer**

---

**Date**

---

**Local Board of Education Designee**

---

**Date**