



AIA Document G731™ – 2019

Change Order, Construction Manager as Adviser Edition

PROJECT: (name and address)

Christian County High School
5185 Fort Campbell Blvd
Hopkinsville, KY 42240

OWNER: (name and address)

Christian County Board of Education
200 Glass Avenue Hopkinsville, KY 42240

CONTRACTOR: (name and address)

State Electric Co., Inc.
140 College Street Crofton, KY 42217

CONTRACT INFORMATION:

Contract For: BP 260-013 Electrical
Date: September 08, 2023

CHANGE ORDER INFORMATION:

Change Order Number: 057
Date: January 13, 2025

ARCHITECT: (name and address)

Hafer PSC
101 E. Second Street, Suite 101 Owensboro, KY 42303

CONSTRUCTION MANAGER: (name and address)

Alliance Corporation
116 E. College Street Glasgow, KY 42141

THE CONTRACT IS CHANGED AS FOLLOWS:

(Insert a detailed description of the change and, if applicable, attach or reference specific exhibits. Also include agreed upon adjustments attributable to executed Construction Change Directives.)

Cost associated with game camera power and data per PR #27, CTE overhead doors access control, electrical revisions per PR #34, and temporary switchgear.

The original Contract Sum was	\$	11,715,191.00
Net change by previously authorized Change Orders	\$	71,539.73
The Contract Sum prior to this Change Order was	\$	11,786,730.73
The Contract Sum will be increased by this Change Order in the amount of	\$	60,673.98
The new Contract Sum including this Change Order will be	\$	11,847,404.71

The Contract time will be unchanged by (0) days.

The Contractor's Work shall be substantially complete on .

NOTE: This Change Order does not include adjustments to the Contract Sum or Guaranteed Maximum Price, or the Contract Time, that have been authorized by Construction Change Directive until the cost and time have been agreed upon by both the Owner and Contractor, in which case a Change Order is executed to supersede the Construction Change Directive.

NOT VALID UNTIL SIGNED BY THE ARCHITECT, CONSTRUCTION MANAGER, CONTRACTOR, AND OWNER.

ARCHITECT (Signature)

BY: Eric Rang, Hafer PSC
(Printed name, title, and license number if required)

Date

CONSTRUCTION MANAGER (Signature)

BY: Kevin Hitchel, Alliance Corporation
(Printed name and title)

Date

CONTRACTOR (Signature)

BY: Matt Crick, State Electric Company
(Printed name and title)

Date

OWNER (Signature)

(Printed name and title)

Date



PROPOSED CHANGE ORDER

PROJECT Christian County High School

CONTRACTOR/SUPPLIER State Electric

BID PACKAGE 260

DETAIL ITEM	AMOUNT
LABOR	\$ 17,690.40
MATERIALS	\$ 35,069.57
PROFIT & OVERHEAD	\$ 7,914.01
BOND INSURANCE	
COST BREAKDOWN TOTAL	\$ 60,673.98

DESCRIPTION

- Game Camera Power and Data per PR #27
- CTE Overhead Doors Access Control
- Electrical Revisions per PR #34
- Temporary Switchgear

PR # 27, 31, 34, and N/A (ATTACH PR)

CHANGE ORDER INITIATED BY:

- ARCHITECT/ENGINEER
- OWNER
- CONTRACTOR
- CM
- CODE OFFICIAL
- OTHER _____

PLEASE INCLUDE THIS FORM WITH EVERY CHANGE ORDER.

PROPOSAL REQUEST

Project: Christian County High School
5185 Ft. Campbell Blvd
Hopkinsville, KY 42240

PR No.: 027

Date: November 7, 2024

Owner: Christian County Public Schools
222 Glass Ave
Hopkinsville, KY 42240

Project Number: 2106-204

Contract for: Plumbing

To: Kevin Hitchell
Alliance Corporation
116 E. College Steet
Glasgow, KY 42141

RE: **Game Camera Power Data**

Please submit an itemized quotation for changes in the Contract Sum and/or Time incidental to proposed modifications to the Contract Documents described herein.
THIS IS NOT A CHANGE ORDER NOR A DIRECTION TO PROCEED WITH THE WORK DESCRIBED HEREIN.

Description:

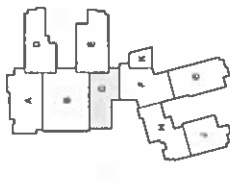
- 1) Provide price to add power and Data in Main gym and Auxillary Gym as shown in attached Revised Sheets per owner's request.
- 2) Also noted on these revisions is adjustment in height to projector power/data in auxiliary gym as requested by owner.

NOTE – Final heights and will be issued via ASI along with all other main and aux gym floor box, scoreboard, video monitor and camera rough-ins.

Attachments: E2.1C - Rev 8, E2.2B-Alt - Rev 3, E3.1C - Rev 3, E3.2B-Alt - Rev 2, E6.2-Alt - Rev 6, E6.3 - Rev 7

By: Matt Brockman, Eric Rang

CC: Name of people to copy on correspondence here



NOTES (FIRST FLOOR POWER PLAN - AREA "C") ICON1:

ON-SITE POWER SYSTEM SHALL BE DESIGNED TO MEET THE LOADS SHOWN ON THIS POWER PLAN. THE CONTRACTOR SHALL BE RESPONSIBLE FOR OBTAINING ALL NECESSARY PERMITS FROM THE LOCAL ELECTRIC UTILITY. THE CONTRACTOR SHALL VERIFY THE EXISTING UTILITY SERVICE TO THE PROJECT SITE AND SHALL BE RESPONSIBLE FOR ANY NECESSARY UPDATES TO THE UTILITY SERVICE TO THE PROJECT SITE.

NOTES (FIRST FLOOR POWER PLAN - AREA "C") ICON2:

CONTRACTOR SHALL BE RESPONSIBLE FOR OBTAINING ALL NECESSARY PERMITS FROM THE LOCAL ELECTRIC UTILITY. THE CONTRACTOR SHALL VERIFY THE EXISTING UTILITY SERVICE TO THE PROJECT SITE AND SHALL BE RESPONSIBLE FOR ANY NECESSARY UPDATES TO THE UTILITY SERVICE TO THE PROJECT SITE.

NOTES (FIRST FLOOR POWER PLAN - AREA "C") ICON3:

CONTRACTOR SHALL BE RESPONSIBLE FOR OBTAINING ALL NECESSARY PERMITS FROM THE LOCAL ELECTRIC UTILITY. THE CONTRACTOR SHALL VERIFY THE EXISTING UTILITY SERVICE TO THE PROJECT SITE AND SHALL BE RESPONSIBLE FOR ANY NECESSARY UPDATES TO THE UTILITY SERVICE TO THE PROJECT SITE.

NOTES (FIRST FLOOR POWER PLAN - AREA "C") ICON4:

CONTRACTOR SHALL BE RESPONSIBLE FOR OBTAINING ALL NECESSARY PERMITS FROM THE LOCAL ELECTRIC UTILITY. THE CONTRACTOR SHALL VERIFY THE EXISTING UTILITY SERVICE TO THE PROJECT SITE AND SHALL BE RESPONSIBLE FOR ANY NECESSARY UPDATES TO THE UTILITY SERVICE TO THE PROJECT SITE.

NOTES (FIRST FLOOR POWER PLAN - AREA "C") ICON5:

CONTRACTOR SHALL BE RESPONSIBLE FOR OBTAINING ALL NECESSARY PERMITS FROM THE LOCAL ELECTRIC UTILITY. THE CONTRACTOR SHALL VERIFY THE EXISTING UTILITY SERVICE TO THE PROJECT SITE AND SHALL BE RESPONSIBLE FOR ANY NECESSARY UPDATES TO THE UTILITY SERVICE TO THE PROJECT SITE.

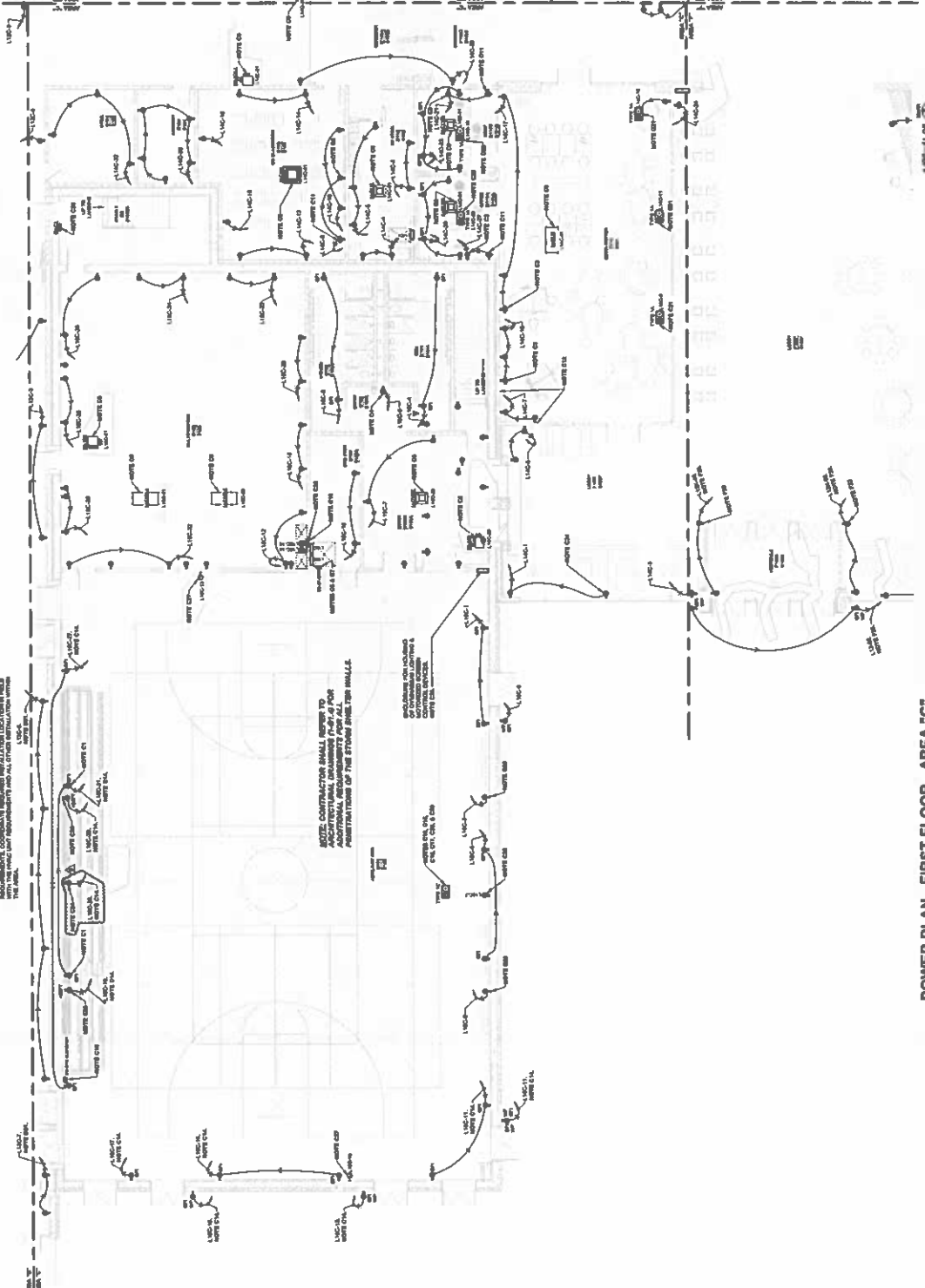
CONTRACTOR SHALL BE RESPONSIBLE FOR OBTAINING ALL NECESSARY PERMITS FROM THE LOCAL ELECTRIC UTILITY. THE CONTRACTOR SHALL VERIFY THE EXISTING UTILITY SERVICE TO THE PROJECT SITE AND SHALL BE RESPONSIBLE FOR ANY NECESSARY UPDATES TO THE UTILITY SERVICE TO THE PROJECT SITE.

CONTRACTOR SHALL BE RESPONSIBLE FOR OBTAINING ALL NECESSARY PERMITS FROM THE LOCAL ELECTRIC UTILITY. THE CONTRACTOR SHALL VERIFY THE EXISTING UTILITY SERVICE TO THE PROJECT SITE AND SHALL BE RESPONSIBLE FOR ANY NECESSARY UPDATES TO THE UTILITY SERVICE TO THE PROJECT SITE.

CONTRACTOR SHALL BE RESPONSIBLE FOR OBTAINING ALL NECESSARY PERMITS FROM THE LOCAL ELECTRIC UTILITY. THE CONTRACTOR SHALL VERIFY THE EXISTING UTILITY SERVICE TO THE PROJECT SITE AND SHALL BE RESPONSIBLE FOR ANY NECESSARY UPDATES TO THE UTILITY SERVICE TO THE PROJECT SITE.

CONTRACTOR SHALL BE RESPONSIBLE FOR OBTAINING ALL NECESSARY PERMITS FROM THE LOCAL ELECTRIC UTILITY. THE CONTRACTOR SHALL VERIFY THE EXISTING UTILITY SERVICE TO THE PROJECT SITE AND SHALL BE RESPONSIBLE FOR ANY NECESSARY UPDATES TO THE UTILITY SERVICE TO THE PROJECT SITE.

CONTRACTOR SHALL BE RESPONSIBLE FOR OBTAINING ALL NECESSARY PERMITS FROM THE LOCAL ELECTRIC UTILITY. THE CONTRACTOR SHALL VERIFY THE EXISTING UTILITY SERVICE TO THE PROJECT SITE AND SHALL BE RESPONSIBLE FOR ANY NECESSARY UPDATES TO THE UTILITY SERVICE TO THE PROJECT SITE.





102 E. 80 25th St.

1001 FT. CAMPBELL BLVD
HOPKINSVILLE, KY 42420

HAFER
ARCHITECTS
1001 FT. CAMPBELL BLVD
HOPKINSVILLE, KY 42420
PH: 502-241-1111
WWW.HAFERARCHITECTS.COM

ALLIANCE
1001 FT. CAMPBELL BLVD
HOPKINSVILLE, KY 42420
PH: 502-241-1111
WWW.ALLIANCEKY.COM

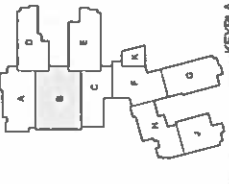
bell
1001 FT. CAMPBELL BLVD
HOPKINSVILLE, KY 42420
PH: 502-241-1111
WWW.BELLSOUTH.COM

K+S Engineering, PLLC
1001 FT. CAMPBELL BLVD
HOPKINSVILLE, KY 42420
PH: 502-241-1111
WWW.KSENG.COM

WBW
1001 FT. CAMPBELL BLVD
HOPKINSVILLE, KY 42420
PH: 502-241-1111
WWW.WBW.COM

GF
1001 FT. CAMPBELL BLVD
HOPKINSVILLE, KY 42420
PH: 502-241-1111
WWW.GF.COM

1001 FT. CAMPBELL BLVD
HOPKINSVILLE, KY 42420
PH: 502-241-1111
WWW.1001FCB.COM




KENTON

NO.	DESCRIPTION	DATE	BY	CHECKED BY
1	POWER PLAN - SECOND FLOOR - AREA 'B'	05/14/20	[Signature]	[Signature]
2	REVISION			
3	REVISION			
4	REVISION			
5	REVISION			
6	REVISION			
7	REVISION			
8	REVISION			
9	REVISION			
10	REVISION			

PROJECT NO. 2108-204
DATE: May, 20
DRAWING NO. E2.2B-A1

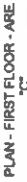
NOTES (SECOND FLOOR POWER PLAN - AREA 'B'):

1. ALL POWER AND LIGHT FIXTURES TO BE INSTALLED IN ACCORDANCE WITH THE NATIONAL ELECTRICAL CODE (NEC) AND THE NATIONAL FIRE ALARM AND SIGNAL CODE (NFPA 72).
2. ALL ELECTRICAL WORK SHALL BE PERFORMED IN ACCORDANCE WITH THE 2017 NATIONAL ELECTRICAL CODE (NEC) AND THE 2017 NATIONAL FIRE ALARM AND SIGNAL CODE (NFPA 72).
3. ALL ELECTRICAL WORK SHALL BE PERFORMED IN ACCORDANCE WITH THE 2017 NATIONAL ELECTRICAL CODE (NEC) AND THE 2017 NATIONAL FIRE ALARM AND SIGNAL CODE (NFPA 72).
4. ALL ELECTRICAL WORK SHALL BE PERFORMED IN ACCORDANCE WITH THE 2017 NATIONAL ELECTRICAL CODE (NEC) AND THE 2017 NATIONAL FIRE ALARM AND SIGNAL CODE (NFPA 72).
5. ALL ELECTRICAL WORK SHALL BE PERFORMED IN ACCORDANCE WITH THE 2017 NATIONAL ELECTRICAL CODE (NEC) AND THE 2017 NATIONAL FIRE ALARM AND SIGNAL CODE (NFPA 72).
6. ALL ELECTRICAL WORK SHALL BE PERFORMED IN ACCORDANCE WITH THE 2017 NATIONAL ELECTRICAL CODE (NEC) AND THE 2017 NATIONAL FIRE ALARM AND SIGNAL CODE (NFPA 72).
7. ALL ELECTRICAL WORK SHALL BE PERFORMED IN ACCORDANCE WITH THE 2017 NATIONAL ELECTRICAL CODE (NEC) AND THE 2017 NATIONAL FIRE ALARM AND SIGNAL CODE (NFPA 72).
8. ALL ELECTRICAL WORK SHALL BE PERFORMED IN ACCORDANCE WITH THE 2017 NATIONAL ELECTRICAL CODE (NEC) AND THE 2017 NATIONAL FIRE ALARM AND SIGNAL CODE (NFPA 72).
9. ALL ELECTRICAL WORK SHALL BE PERFORMED IN ACCORDANCE WITH THE 2017 NATIONAL ELECTRICAL CODE (NEC) AND THE 2017 NATIONAL FIRE ALARM AND SIGNAL CODE (NFPA 72).
10. ALL ELECTRICAL WORK SHALL BE PERFORMED IN ACCORDANCE WITH THE 2017 NATIONAL ELECTRICAL CODE (NEC) AND THE 2017 NATIONAL FIRE ALARM AND SIGNAL CODE (NFPA 72).



POWER PLAN - SECOND FLOOR - AREA 'B'

1/8"=1'-0"



GENERAL NOTES (FOR ALL SYSTEMS & TECH. PLANS):
 1. ALL SYSTEMS & TECH. PLANS SHALL BE COORDINATED WITH THE ARCHITECTURAL PLANS.
 2. THE CONTRACTOR SHALL BE RESPONSIBLE FOR OBTAINING ALL NECESSARY PERMITS.
 3. ALL WORK SHALL BE IN ACCORDANCE WITH THE LATEST EDITIONS OF THE NATIONAL ELECTRICAL CODE (NEC) AND THE NATIONAL FIRE ALARMS CODE (NFPA).

NOTES (FIRST FLOOR SYS. & TECH. PLAN - AREA "C"):
 1. PROVIDE ALL NECESSARY CONDUIT AND RACEWAYS TO SERVE THE EQUIPMENT.
 2. ALL CONDUIT SHALL BE INSTALLED IN ACCORDANCE WITH THE NEC.
 3. PROVIDE A QUANTITY OF CONDUIT TO ALLOW FOR FUTURE EXPANSION.


NOTES (FIRST FLOOR SYS. & TECH. PLAN - AREA "C"):
 1. PROVIDE ALL NECESSARY CONDUIT AND RACEWAYS TO SERVE THE EQUIPMENT.
 2. ALL CONDUIT SHALL BE INSTALLED IN ACCORDANCE WITH THE NEC.
 3. PROVIDE A QUANTITY OF CONDUIT TO ALLOW FOR FUTURE EXPANSION.

NOTES (FIRST FLOOR SYS. & TECH. PLAN - AREA "C"):
 1. PROVIDE ALL NECESSARY CONDUIT AND RACEWAYS TO SERVE THE EQUIPMENT.
 2. ALL CONDUIT SHALL BE INSTALLED IN ACCORDANCE WITH THE NEC.
 3. PROVIDE A QUANTITY OF CONDUIT TO ALLOW FOR FUTURE EXPANSION.

NOTES (FIRST FLOOR SYS. & TECH. PLAN - AREA "C"):
 1. PROVIDE ALL NECESSARY CONDUIT AND RACEWAYS TO SERVE THE EQUIPMENT.
 2. ALL CONDUIT SHALL BE INSTALLED IN ACCORDANCE WITH THE NEC.
 3. PROVIDE A QUANTITY OF CONDUIT TO ALLOW FOR FUTURE EXPANSION.

NOTES (FIRST FLOOR SYS. & TECH. PLAN - AREA "C"):
 1. PROVIDE ALL NECESSARY CONDUIT AND RACEWAYS TO SERVE THE EQUIPMENT.
 2. ALL CONDUIT SHALL BE INSTALLED IN ACCORDANCE WITH THE NEC.
 3. PROVIDE A QUANTITY OF CONDUIT TO ALLOW FOR FUTURE EXPANSION.

NOTES (FIRST FLOOR SYS. & TECH. PLAN - AREA "C"):
 1. PROVIDE ALL NECESSARY CONDUIT AND RACEWAYS TO SERVE THE EQUIPMENT.
 2. ALL CONDUIT SHALL BE INSTALLED IN ACCORDANCE WITH THE NEC.
 3. PROVIDE A QUANTITY OF CONDUIT TO ALLOW FOR FUTURE EXPANSION.



KEY:
 A, B, C, D, E, F, G, H, I, J, K
 1, 2, 3, 4, 5, 6, 7, 8, 9, 10

NOTES:
 1. THE CONTRACTOR SHALL BE RESPONSIBLE FOR OBTAINING ALL NECESSARY PERMITS.
 2. ALL WORK SHALL BE IN ACCORDANCE WITH THE LATEST EDITIONS OF THE NATIONAL ELECTRICAL CODE (NEC) AND THE NATIONAL FIRE ALARMS CODE (NFPA).

NOTES:
 1. THE CONTRACTOR SHALL BE RESPONSIBLE FOR OBTAINING ALL NECESSARY PERMITS.
 2. ALL WORK SHALL BE IN ACCORDANCE WITH THE LATEST EDITIONS OF THE NATIONAL ELECTRICAL CODE (NEC) AND THE NATIONAL FIRE ALARMS CODE (NFPA).

NOTES:
 1. THE CONTRACTOR SHALL BE RESPONSIBLE FOR OBTAINING ALL NECESSARY PERMITS.
 2. ALL WORK SHALL BE IN ACCORDANCE WITH THE LATEST EDITIONS OF THE NATIONAL ELECTRICAL CODE (NEC) AND THE NATIONAL FIRE ALARMS CODE (NFPA).

NOTES:
 1. THE CONTRACTOR SHALL BE RESPONSIBLE FOR OBTAINING ALL NECESSARY PERMITS.
 2. ALL WORK SHALL BE IN ACCORDANCE WITH THE LATEST EDITIONS OF THE NATIONAL ELECTRICAL CODE (NEC) AND THE NATIONAL FIRE ALARMS CODE (NFPA).

NOTES:
 1. THE CONTRACTOR SHALL BE RESPONSIBLE FOR OBTAINING ALL NECESSARY PERMITS.
 2. ALL WORK SHALL BE IN ACCORDANCE WITH THE LATEST EDITIONS OF THE NATIONAL ELECTRICAL CODE (NEC) AND THE NATIONAL FIRE ALARMS CODE (NFPA).

NOTES:
 1. THE CONTRACTOR SHALL BE RESPONSIBLE FOR OBTAINING ALL NECESSARY PERMITS.
 2. ALL WORK SHALL BE IN ACCORDANCE WITH THE LATEST EDITIONS OF THE NATIONAL ELECTRICAL CODE (NEC) AND THE NATIONAL FIRE ALARMS CODE (NFPA).



SIZE: 11x17-1/2

1845 FT. CAMPBELL BLVD
HOPKINSVILLE, KY 42409

HAFER
1111 1/2 West Street
Hopkinsville, KY 42401
Phone: 731-241-1111
Fax: 731-241-1112

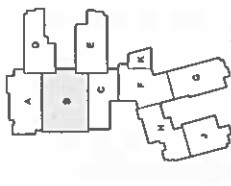
ALLIANCE
1918 S. Cherry Street
Hopkinsville, KY 42403
Telephone: 731-248-2646

DELL
1918 S. Cherry Street
Hopkinsville, KY 42403
Telephone: 731-248-2646

K-S Engineering, PLLC
1918 S. Cherry Street
Hopkinsville, KY 42403
Telephone: 731-248-2646

WBBW
1918 S. Cherry Street
Hopkinsville, KY 42403
Telephone: 731-248-2646

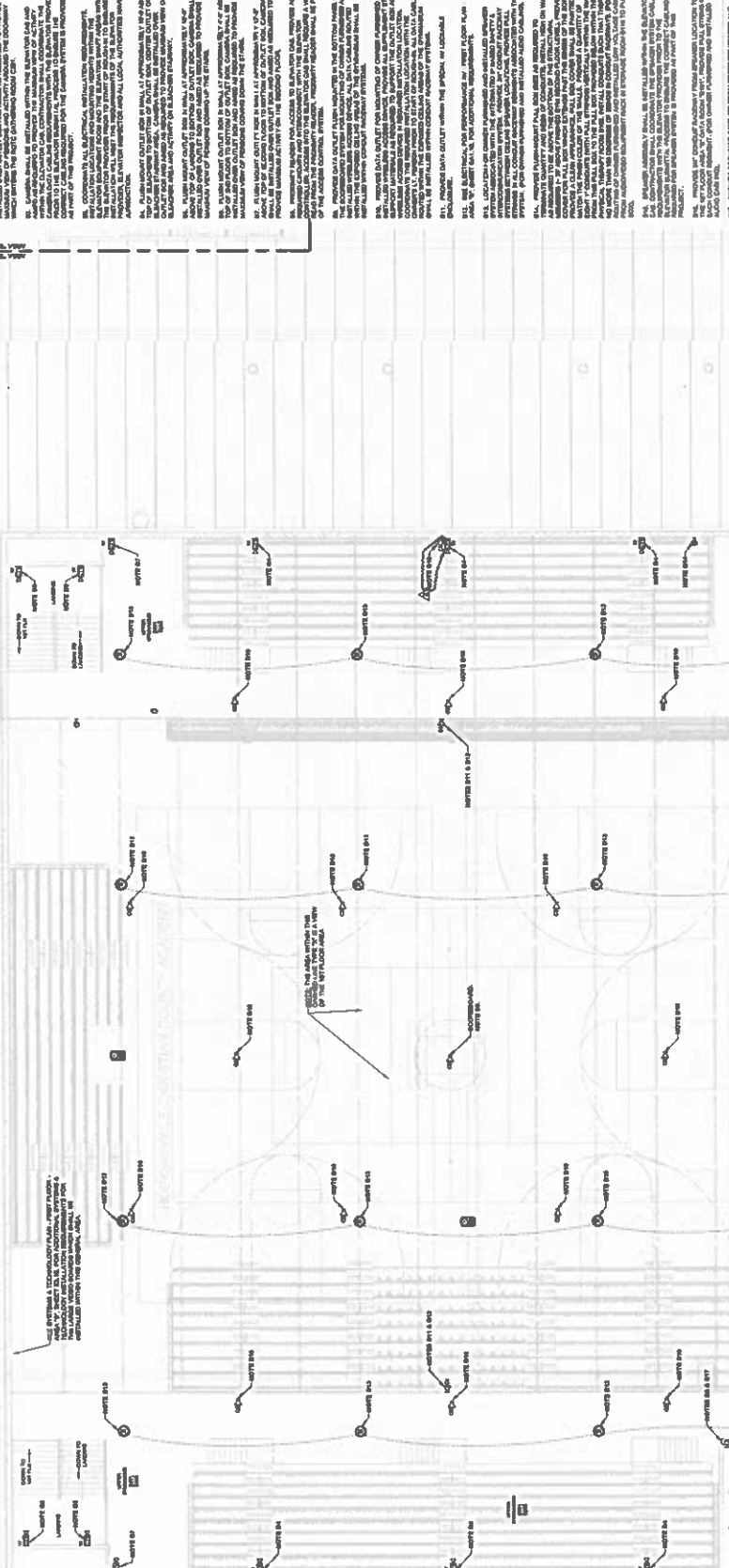
GT
1918 S. Cherry Street
Hopkinsville, KY 42403
Telephone: 731-248-2646



KEY PLAN

GENERAL NOTES FOR ALL SYSTEMS & TECH. PLANS:
1. ALL SYSTEMS & TECH. PLANS SHALL BE THE PROPERTY OF THE CLIENT AND SHALL REMAIN THE PROPERTY OF THE CLIENT. THE CONTRACTOR SHALL BE RESPONSIBLE FOR THE PROTECTION AND MAINTENANCE OF ALL SYSTEMS & TECH. PLANS THROUGHOUT THE PROJECT.
2. THE CONTRACTOR SHALL BE RESPONSIBLE FOR THE PROTECTION AND MAINTENANCE OF ALL SYSTEMS & TECH. PLANS THROUGHOUT THE PROJECT.
3. THE CONTRACTOR SHALL BE RESPONSIBLE FOR THE PROTECTION AND MAINTENANCE OF ALL SYSTEMS & TECH. PLANS THROUGHOUT THE PROJECT.
4. THE CONTRACTOR SHALL BE RESPONSIBLE FOR THE PROTECTION AND MAINTENANCE OF ALL SYSTEMS & TECH. PLANS THROUGHOUT THE PROJECT.
5. THE CONTRACTOR SHALL BE RESPONSIBLE FOR THE PROTECTION AND MAINTENANCE OF ALL SYSTEMS & TECH. PLANS THROUGHOUT THE PROJECT.

NOTES (SECOND FLOOR SYS. & TECH. PLAN - AREA "B" ADD):
1. THE CONTRACTOR SHALL BE RESPONSIBLE FOR THE PROTECTION AND MAINTENANCE OF ALL SYSTEMS & TECH. PLANS THROUGHOUT THE PROJECT.
2. THE CONTRACTOR SHALL BE RESPONSIBLE FOR THE PROTECTION AND MAINTENANCE OF ALL SYSTEMS & TECH. PLANS THROUGHOUT THE PROJECT.
3. THE CONTRACTOR SHALL BE RESPONSIBLE FOR THE PROTECTION AND MAINTENANCE OF ALL SYSTEMS & TECH. PLANS THROUGHOUT THE PROJECT.
4. THE CONTRACTOR SHALL BE RESPONSIBLE FOR THE PROTECTION AND MAINTENANCE OF ALL SYSTEMS & TECH. PLANS THROUGHOUT THE PROJECT.
5. THE CONTRACTOR SHALL BE RESPONSIBLE FOR THE PROTECTION AND MAINTENANCE OF ALL SYSTEMS & TECH. PLANS THROUGHOUT THE PROJECT.



GENERAL NOTES:
1. THE CONTRACTOR SHALL BE RESPONSIBLE FOR THE PROTECTION AND MAINTENANCE OF ALL SYSTEMS & TECH. PLANS THROUGHOUT THE PROJECT.
2. THE CONTRACTOR SHALL BE RESPONSIBLE FOR THE PROTECTION AND MAINTENANCE OF ALL SYSTEMS & TECH. PLANS THROUGHOUT THE PROJECT.
3. THE CONTRACTOR SHALL BE RESPONSIBLE FOR THE PROTECTION AND MAINTENANCE OF ALL SYSTEMS & TECH. PLANS THROUGHOUT THE PROJECT.
4. THE CONTRACTOR SHALL BE RESPONSIBLE FOR THE PROTECTION AND MAINTENANCE OF ALL SYSTEMS & TECH. PLANS THROUGHOUT THE PROJECT.
5. THE CONTRACTOR SHALL BE RESPONSIBLE FOR THE PROTECTION AND MAINTENANCE OF ALL SYSTEMS & TECH. PLANS THROUGHOUT THE PROJECT.



MODE # 06 25-19A

1101 W. GARDNER BLVD
HOPKINSVILLE, KY 40420

HAFER
1101 W. Gardner Blvd
Hopkinsville, KY 40420
Phone: 502-838-4400

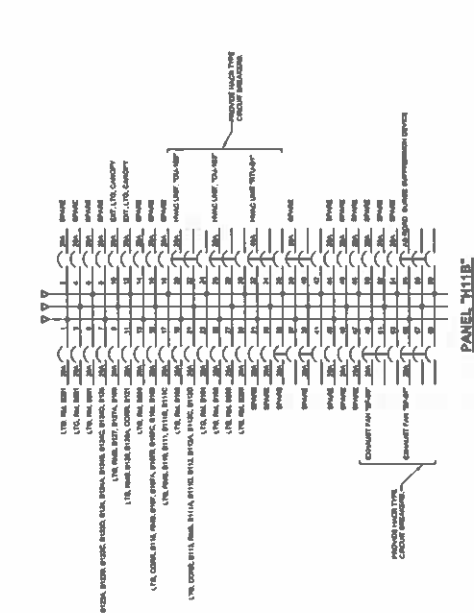






ALLIANCE
1101 W. Gardner Blvd
Hopkinsville, KY 40420
Phone: 502-838-4400

DELL
1101 W. Gardner Blvd
Hopkinsville, KY 40420
Phone: 502-838-4400

K-S Engineering, PLLC
1101 W. Gardner Blvd
Hopkinsville, KY 40420
Phone: 502-838-4400

WBW
1101 W. Gardner Blvd
Hopkinsville, KY 40420
Phone: 502-838-4400

GT
1101 W. Gardner Blvd
Hopkinsville, KY 40420
Phone: 502-838-4400









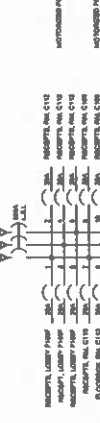
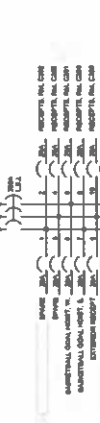
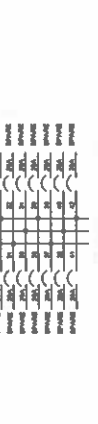
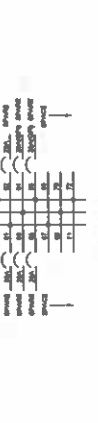

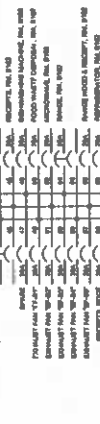

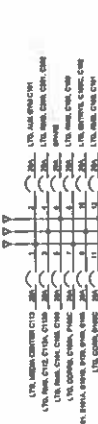



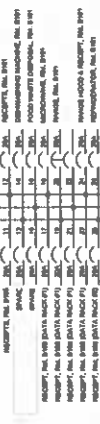

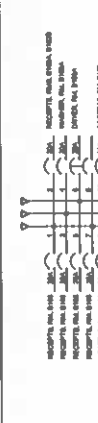
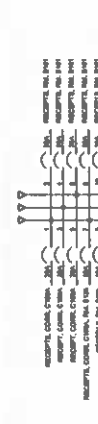
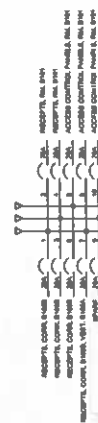
BUSSING DIAGRAMS - BLD AREA "B" (1ST FLOOR) - NORMAL POWER

Author's Project No.: 2106-204 Date: May, 20

Drawn By: [Name] Checked By: [Name]

Scale: [Scale]

Notes:
1. ALL EQUIPMENT SHALL BE INSTALLED IN ACCORDANCE WITH THE NATIONAL ELECTRICAL CODE (NEC) AND ALL APPLICABLE LOCAL AND STATE CODES.
2. ALL EQUIPMENT SHALL BE INSTALLED IN ACCORDANCE WITH THE MANUFACTURER'S INSTRUCTIONS.
3. ALL EQUIPMENT SHALL BE INSTALLED IN ACCORDANCE WITH THE DESIGNER'S REQUIREMENTS.
4. ALL EQUIPMENT SHALL BE INSTALLED IN ACCORDANCE WITH THE DESIGNER'S REQUIREMENTS.





140 college St.
 Crofton, KY 42217
 PH(270) 424-8242

CCHS
 Alliance Corporation
 RE: PR-027
 ADDER

12/13/2024

Discription: PR-027 ADDER Game Camera Power Data

Item Discription:	Qty:	Unit:	Total:	Unit Hrs:	Total Hrs:	Labor Unit:	Total Labor:
Material	1	\$950.00	\$950.00	0.00	42	\$65.00	\$2,730.00
Truck	2.6	125	\$325.00	0	0	\$65.00	\$0.00
			\$0.00	0	0	\$65.00	\$0.00
Premier Fire Data	1	2550	\$2,550.00		0	\$65.00	\$0.00
			\$0.00		0	\$65.00	\$0.00
			\$0.00		0	\$65.00	\$0.00
			\$0.00		0	\$65.00	\$0.00
			\$0.00		0	\$65.00	\$0.00
			\$0.00		0	\$65.00	\$0.00
			\$0.00		0	\$65.00	\$0.00

Material Cost		\$3,825.00
Sales Tax	6.0%	\$229.50
Material Subtotal		\$4,054.50

Labor Cost		\$2,730.00
Labor Burden 26%	26%	\$709.80
Labor Subtotal		\$3,439.80

Labor/Mat. Subtotal		\$7,494.30
Overhead/Profit	15%	\$1,124.15
Total Change Cost	ADDER	\$8,618.45



1251 North 6th St
Paducah KY 42001

(270) 443-7060

P O Box 1037
Paducah, KY 42002

December 12, 2024

To: State Electric

Re: Christian Co. Academy – PR-027 Proposal

Premier Fire & Security, Inc. proposes the following systems:

- Gym Camera Data connection: To install terminate and test Cat 6 Data cabling for cameras in the main and auxiliary Gyms post as requested on PR-027. All conduit and cable raceways are to be provided by the EC. All final start-up and certification documents/testing will be provided. All shop/as-built drawings and project management will also be provided.

Material:	\$ 680.00
Labor:	\$ 1,870.00
Total Price:	\$ 2,550.00

Exclusions:

- Any conduit, back boxes, t-bars or flex for the above systems
- 120vac Power for the equipment
- Access Control Equipment
- Door Position Switches
- Fire Stopping/Proofing
- Duct Banks / Underground Conduit
- Any digging / excavating
- Grounding / Bonding
- Any other systems other than shown above

Notes:

- 1) All work to be performed during normal business hours, Monday through Friday, 7am to 4pm.
- 2) All necessary pathways (conduits, flex, t-bars, sleeves) and boxes for the installation of the above described systems shall be provided and installed by the EC.
- 3) 120VAC Electrical and Surge Protection for the above described systems shall be provided and installed by the EC.

www.premierfire.net

Fire Sprinklers • Fire & Security Alarms • Fire Extinguishers • Special Hazards Systems • Data/Voice • Monitoring
Paducah, KY • Charleston, SC • Effingham, IL • Cape Girardeau, MO

- 4) All new equipment and labor to have a 1-Year warranty excluding abuse and acts of nature.
- 5) Files will need to be provided in CAD format for the design of the above systems.
- 6) Price does not include the cost of any COVID testing, vaccination mandates, or other COVID related impacts not outlined in the solicitation/bid documents or mandated as of the date of the proposal.
- 7) Price valid for 30 days from the date of the proposal.

Sincerely,

Mark Hathorn
Premier Fire & Security

PROPOSAL REQUEST

Project: Christian County High School
5185 Ft. Campbell Blvd
Hopkinsville, KY 42240

PR No.: 031

Date: November 8, 2024

Owner: Christian County Public Schools
222 Glass Ave
Hopkinsville, KY 42240

Project Number: 2106-204

Contract for: Electrical

To: Kevin Hitchell
Alliance Corporation
116 E. College Steet
Glasgow, KY 42141

RE: **CTE Overhead Door Access Control**

Please submit an itemized quotation for changes in the Contract Sum and/or Time incidental to proposed modifications to the Contract Documents described herein.
THIS IS NOT A CHANGE ORDER NOR A DIRECTION TO PROCEED WITH THE WORK DESCRIBED HEREIN.

Description:

- 1) Reference revised drawings E3.1F Rev 3, E3.1G Rev 2, E3.1H Rev 2 & E3.1J Rev 2. Provide price to add electrical installation required to add access control to the overhead doors within the CTE spaces as indicated on the revised drawings.

Attachments: E3.1F Rev 3, E3.1G Rev 2, E3.1H Rev 2, E3.1J Rev 2

By: Matt Brockman, Eric Rang

CC: Name of people to copy on correspondence here



SHEET 04 OF 22-16

1500 FT CAMPBELL BLVD
HOPKINSVILLE, KY 42240

HAFEN
ARCHITECTURAL FIRM, INC.
1500 FT CAMPBELL BLVD
HOPKINSVILLE, KY 42240



GENERAL NOTES
(FOR ALL SYSTEMS & TECH PLANS)

1. THE CONTRACTOR SHALL BE RESPONSIBLE FOR OBTAINING ALL NECESSARY PERMITS AND APPROVALS FROM THE APPROPRIATE AGENCIES AND AGENCIES. THE CONTRACTOR SHALL BE RESPONSIBLE FOR OBTAINING ALL NECESSARY PERMITS AND APPROVALS FROM THE APPROPRIATE AGENCIES AND AGENCIES. THE CONTRACTOR SHALL BE RESPONSIBLE FOR OBTAINING ALL NECESSARY PERMITS AND APPROVALS FROM THE APPROPRIATE AGENCIES AND AGENCIES.

NOTES (FIRST FLOOR SYS. & TECH. PLAN - AREA 'F') (CONT.)

1. DATA CABLE SHALL BE INSTALLED ON CEILING AND USED AS SHOWN ON THIS PLAN. THE CONTRACTOR SHALL BE RESPONSIBLE FOR OBTAINING ALL NECESSARY PERMITS AND APPROVALS FROM THE APPROPRIATE AGENCIES AND AGENCIES.

2. DATA CABLE SHALL BE INSTALLED ON CEILING AND USED AS SHOWN ON THIS PLAN. THE CONTRACTOR SHALL BE RESPONSIBLE FOR OBTAINING ALL NECESSARY PERMITS AND APPROVALS FROM THE APPROPRIATE AGENCIES AND AGENCIES.

3. DATA CABLE SHALL BE INSTALLED ON CEILING AND USED AS SHOWN ON THIS PLAN. THE CONTRACTOR SHALL BE RESPONSIBLE FOR OBTAINING ALL NECESSARY PERMITS AND APPROVALS FROM THE APPROPRIATE AGENCIES AND AGENCIES.

4. DATA CABLE SHALL BE INSTALLED ON CEILING AND USED AS SHOWN ON THIS PLAN. THE CONTRACTOR SHALL BE RESPONSIBLE FOR OBTAINING ALL NECESSARY PERMITS AND APPROVALS FROM THE APPROPRIATE AGENCIES AND AGENCIES.

5. DATA CABLE SHALL BE INSTALLED ON CEILING AND USED AS SHOWN ON THIS PLAN. THE CONTRACTOR SHALL BE RESPONSIBLE FOR OBTAINING ALL NECESSARY PERMITS AND APPROVALS FROM THE APPROPRIATE AGENCIES AND AGENCIES.

6. DATA CABLE SHALL BE INSTALLED ON CEILING AND USED AS SHOWN ON THIS PLAN. THE CONTRACTOR SHALL BE RESPONSIBLE FOR OBTAINING ALL NECESSARY PERMITS AND APPROVALS FROM THE APPROPRIATE AGENCIES AND AGENCIES.

7. DATA CABLE SHALL BE INSTALLED ON CEILING AND USED AS SHOWN ON THIS PLAN. THE CONTRACTOR SHALL BE RESPONSIBLE FOR OBTAINING ALL NECESSARY PERMITS AND APPROVALS FROM THE APPROPRIATE AGENCIES AND AGENCIES.

GENERAL NOTES
(FOR ALL SYSTEMS & TECH PLANS)

1. THE CONTRACTOR SHALL BE RESPONSIBLE FOR OBTAINING ALL NECESSARY PERMITS AND APPROVALS FROM THE APPROPRIATE AGENCIES AND AGENCIES. THE CONTRACTOR SHALL BE RESPONSIBLE FOR OBTAINING ALL NECESSARY PERMITS AND APPROVALS FROM THE APPROPRIATE AGENCIES AND AGENCIES.

NOTES (FIRST FLOOR SYS. & TECH. PLAN - AREA 'F')

1. DATA CABLE SHALL BE INSTALLED ON CEILING AND USED AS SHOWN ON THIS PLAN. THE CONTRACTOR SHALL BE RESPONSIBLE FOR OBTAINING ALL NECESSARY PERMITS AND APPROVALS FROM THE APPROPRIATE AGENCIES AND AGENCIES.

2. DATA CABLE SHALL BE INSTALLED ON CEILING AND USED AS SHOWN ON THIS PLAN. THE CONTRACTOR SHALL BE RESPONSIBLE FOR OBTAINING ALL NECESSARY PERMITS AND APPROVALS FROM THE APPROPRIATE AGENCIES AND AGENCIES.

3. DATA CABLE SHALL BE INSTALLED ON CEILING AND USED AS SHOWN ON THIS PLAN. THE CONTRACTOR SHALL BE RESPONSIBLE FOR OBTAINING ALL NECESSARY PERMITS AND APPROVALS FROM THE APPROPRIATE AGENCIES AND AGENCIES.

4. DATA CABLE SHALL BE INSTALLED ON CEILING AND USED AS SHOWN ON THIS PLAN. THE CONTRACTOR SHALL BE RESPONSIBLE FOR OBTAINING ALL NECESSARY PERMITS AND APPROVALS FROM THE APPROPRIATE AGENCIES AND AGENCIES.

5. DATA CABLE SHALL BE INSTALLED ON CEILING AND USED AS SHOWN ON THIS PLAN. THE CONTRACTOR SHALL BE RESPONSIBLE FOR OBTAINING ALL NECESSARY PERMITS AND APPROVALS FROM THE APPROPRIATE AGENCIES AND AGENCIES.

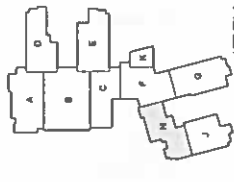
6. DATA CABLE SHALL BE INSTALLED ON CEILING AND USED AS SHOWN ON THIS PLAN. THE CONTRACTOR SHALL BE RESPONSIBLE FOR OBTAINING ALL NECESSARY PERMITS AND APPROVALS FROM THE APPROPRIATE AGENCIES AND AGENCIES.

7. DATA CABLE SHALL BE INSTALLED ON CEILING AND USED AS SHOWN ON THIS PLAN. THE CONTRACTOR SHALL BE RESPONSIBLE FOR OBTAINING ALL NECESSARY PERMITS AND APPROVALS FROM THE APPROPRIATE AGENCIES AND AGENCIES.



SYSTEMS & TECHNOLOGY PLAN - FIRST FLOOR - AREA "F"
04 OF 22

1/8" = 1'-0"



REVISED

Table with columns: Description, Quantity, Unit, Price, Total. Includes items like Electrical, Mechanical, and Plumbing.

Systems & Technology
Plan - First Floor - ARE
Architect's Project No.: 2106-204
Date: May, 20

NOTES (FIRST FLOOR SYS. & TECH. PLAN - AREA 1) (CONTINUED):

- 1. PROVIDE ALL SYSTEMS TO BE INSTALLED IN ACCORDANCE WITH THE LATEST EDITIONS OF THE NATIONAL ELECTRICAL CODE (NEC), NATIONAL FIRE ALARM CODE (NFPA), AND NATIONAL MECHANICAL CODE (NEMEC).
- 2. PROVIDE ALL SYSTEMS TO BE INSTALLED IN ACCORDANCE WITH THE LATEST EDITIONS OF THE NATIONAL ELECTRICAL CODE (NEC), NATIONAL FIRE ALARM CODE (NFPA), AND NATIONAL MECHANICAL CODE (NEMEC).

NOTES (FIRST FLOOR SYS. & TECH. PLAN - AREA 2) (CONTINUED):

- 1. PROVIDE ALL SYSTEMS TO BE INSTALLED IN ACCORDANCE WITH THE LATEST EDITIONS OF THE NATIONAL ELECTRICAL CODE (NEC), NATIONAL FIRE ALARM CODE (NFPA), AND NATIONAL MECHANICAL CODE (NEMEC).
- 2. PROVIDE ALL SYSTEMS TO BE INSTALLED IN ACCORDANCE WITH THE LATEST EDITIONS OF THE NATIONAL ELECTRICAL CODE (NEC), NATIONAL FIRE ALARM CODE (NFPA), AND NATIONAL MECHANICAL CODE (NEMEC).

NOTES (FIRST FLOOR SYS. & TECH. PLAN - AREA 3):

- 1. PROVIDE ALL SYSTEMS TO BE INSTALLED IN ACCORDANCE WITH THE LATEST EDITIONS OF THE NATIONAL ELECTRICAL CODE (NEC), NATIONAL FIRE ALARM CODE (NFPA), AND NATIONAL MECHANICAL CODE (NEMEC).
- 2. PROVIDE ALL SYSTEMS TO BE INSTALLED IN ACCORDANCE WITH THE LATEST EDITIONS OF THE NATIONAL ELECTRICAL CODE (NEC), NATIONAL FIRE ALARM CODE (NFPA), AND NATIONAL MECHANICAL CODE (NEMEC).

NOTES (FIRST FLOOR SYS. & TECH. PLAN - AREA 4):

- 1. PROVIDE ALL SYSTEMS TO BE INSTALLED IN ACCORDANCE WITH THE LATEST EDITIONS OF THE NATIONAL ELECTRICAL CODE (NEC), NATIONAL FIRE ALARM CODE (NFPA), AND NATIONAL MECHANICAL CODE (NEMEC).
- 2. PROVIDE ALL SYSTEMS TO BE INSTALLED IN ACCORDANCE WITH THE LATEST EDITIONS OF THE NATIONAL ELECTRICAL CODE (NEC), NATIONAL FIRE ALARM CODE (NFPA), AND NATIONAL MECHANICAL CODE (NEMEC).

NOTES (FIRST FLOOR SYS. & TECH. PLAN - AREA 5):

- 1. PROVIDE ALL SYSTEMS TO BE INSTALLED IN ACCORDANCE WITH THE LATEST EDITIONS OF THE NATIONAL ELECTRICAL CODE (NEC), NATIONAL FIRE ALARM CODE (NFPA), AND NATIONAL MECHANICAL CODE (NEMEC).
- 2. PROVIDE ALL SYSTEMS TO BE INSTALLED IN ACCORDANCE WITH THE LATEST EDITIONS OF THE NATIONAL ELECTRICAL CODE (NEC), NATIONAL FIRE ALARM CODE (NFPA), AND NATIONAL MECHANICAL CODE (NEMEC).

GENERAL NOTES FOR ALL SYSTEMS & TECH. PLANS (CONT.):

- 1. PROVIDE ALL SYSTEMS TO BE INSTALLED IN ACCORDANCE WITH THE LATEST EDITIONS OF THE NATIONAL ELECTRICAL CODE (NEC), NATIONAL FIRE ALARM CODE (NFPA), AND NATIONAL MECHANICAL CODE (NEMEC).
- 2. PROVIDE ALL SYSTEMS TO BE INSTALLED IN ACCORDANCE WITH THE LATEST EDITIONS OF THE NATIONAL ELECTRICAL CODE (NEC), NATIONAL FIRE ALARM CODE (NFPA), AND NATIONAL MECHANICAL CODE (NEMEC).



SYSTEMS & TECHNOLOGY PLAN - FIRST FLOOR - AREA 1H



**GENERAL NOTES
(FOR ALL SYSTEMS & TECH. PLANS)**

1. ALL SYSTEMS & TECH. PLANS SHALL BE COORDINATED WITH ALL OTHER SYSTEMS & TECH. PLANS.
2. ALL SYSTEMS & TECH. PLANS SHALL BE COORDINATED WITH ALL OTHER SYSTEMS & TECH. PLANS.
3. ALL SYSTEMS & TECH. PLANS SHALL BE COORDINATED WITH ALL OTHER SYSTEMS & TECH. PLANS.
4. ALL SYSTEMS & TECH. PLANS SHALL BE COORDINATED WITH ALL OTHER SYSTEMS & TECH. PLANS.
5. ALL SYSTEMS & TECH. PLANS SHALL BE COORDINATED WITH ALL OTHER SYSTEMS & TECH. PLANS.
6. ALL SYSTEMS & TECH. PLANS SHALL BE COORDINATED WITH ALL OTHER SYSTEMS & TECH. PLANS.
7. ALL SYSTEMS & TECH. PLANS SHALL BE COORDINATED WITH ALL OTHER SYSTEMS & TECH. PLANS.
8. ALL SYSTEMS & TECH. PLANS SHALL BE COORDINATED WITH ALL OTHER SYSTEMS & TECH. PLANS.
9. ALL SYSTEMS & TECH. PLANS SHALL BE COORDINATED WITH ALL OTHER SYSTEMS & TECH. PLANS.
10. ALL SYSTEMS & TECH. PLANS SHALL BE COORDINATED WITH ALL OTHER SYSTEMS & TECH. PLANS.

NOTES FIRST FLOOR SYS. & TECH. PLAN - AREA "J"

1. PROVIDE ALL SYSTEMS & TECH. PLANS FOR THE FIRST FLOOR.
2. PROVIDE ALL SYSTEMS & TECH. PLANS FOR THE FIRST FLOOR.
3. PROVIDE ALL SYSTEMS & TECH. PLANS FOR THE FIRST FLOOR.
4. PROVIDE ALL SYSTEMS & TECH. PLANS FOR THE FIRST FLOOR.
5. PROVIDE ALL SYSTEMS & TECH. PLANS FOR THE FIRST FLOOR.
6. PROVIDE ALL SYSTEMS & TECH. PLANS FOR THE FIRST FLOOR.
7. PROVIDE ALL SYSTEMS & TECH. PLANS FOR THE FIRST FLOOR.
8. PROVIDE ALL SYSTEMS & TECH. PLANS FOR THE FIRST FLOOR.
9. PROVIDE ALL SYSTEMS & TECH. PLANS FOR THE FIRST FLOOR.
10. PROVIDE ALL SYSTEMS & TECH. PLANS FOR THE FIRST FLOOR.

NOTES FIRST FLOOR SYS. & TECH. PLAN - AREA "J"

1. PROVIDE ALL SYSTEMS & TECH. PLANS FOR THE FIRST FLOOR.
2. PROVIDE ALL SYSTEMS & TECH. PLANS FOR THE FIRST FLOOR.
3. PROVIDE ALL SYSTEMS & TECH. PLANS FOR THE FIRST FLOOR.
4. PROVIDE ALL SYSTEMS & TECH. PLANS FOR THE FIRST FLOOR.
5. PROVIDE ALL SYSTEMS & TECH. PLANS FOR THE FIRST FLOOR.
6. PROVIDE ALL SYSTEMS & TECH. PLANS FOR THE FIRST FLOOR.
7. PROVIDE ALL SYSTEMS & TECH. PLANS FOR THE FIRST FLOOR.
8. PROVIDE ALL SYSTEMS & TECH. PLANS FOR THE FIRST FLOOR.
9. PROVIDE ALL SYSTEMS & TECH. PLANS FOR THE FIRST FLOOR.
10. PROVIDE ALL SYSTEMS & TECH. PLANS FOR THE FIRST FLOOR.

NOTES FIRST FLOOR SYS. & TECH. PLAN - AREA "J"

1. PROVIDE ALL SYSTEMS & TECH. PLANS FOR THE FIRST FLOOR.
2. PROVIDE ALL SYSTEMS & TECH. PLANS FOR THE FIRST FLOOR.
3. PROVIDE ALL SYSTEMS & TECH. PLANS FOR THE FIRST FLOOR.
4. PROVIDE ALL SYSTEMS & TECH. PLANS FOR THE FIRST FLOOR.
5. PROVIDE ALL SYSTEMS & TECH. PLANS FOR THE FIRST FLOOR.
6. PROVIDE ALL SYSTEMS & TECH. PLANS FOR THE FIRST FLOOR.
7. PROVIDE ALL SYSTEMS & TECH. PLANS FOR THE FIRST FLOOR.
8. PROVIDE ALL SYSTEMS & TECH. PLANS FOR THE FIRST FLOOR.
9. PROVIDE ALL SYSTEMS & TECH. PLANS FOR THE FIRST FLOOR.
10. PROVIDE ALL SYSTEMS & TECH. PLANS FOR THE FIRST FLOOR.

NOTES FIRST FLOOR SYS. & TECH. PLAN - AREA "J"

1. PROVIDE ALL SYSTEMS & TECH. PLANS FOR THE FIRST FLOOR.
2. PROVIDE ALL SYSTEMS & TECH. PLANS FOR THE FIRST FLOOR.
3. PROVIDE ALL SYSTEMS & TECH. PLANS FOR THE FIRST FLOOR.
4. PROVIDE ALL SYSTEMS & TECH. PLANS FOR THE FIRST FLOOR.
5. PROVIDE ALL SYSTEMS & TECH. PLANS FOR THE FIRST FLOOR.
6. PROVIDE ALL SYSTEMS & TECH. PLANS FOR THE FIRST FLOOR.
7. PROVIDE ALL SYSTEMS & TECH. PLANS FOR THE FIRST FLOOR.
8. PROVIDE ALL SYSTEMS & TECH. PLANS FOR THE FIRST FLOOR.
9. PROVIDE ALL SYSTEMS & TECH. PLANS FOR THE FIRST FLOOR.
10. PROVIDE ALL SYSTEMS & TECH. PLANS FOR THE FIRST FLOOR.





140 college St.
 Crofton, KY 42217
 PH(270) 424-8242

CCHS
 Alliance Corporation
 RE: PR-031
 ADDER

12/13/2024

Discription: PR-031 Access Control Cable Adds

Item Discription:	Qty:	Unit:	Total:	Unit Hrs:	Total Hrs:	Labor Unit:	Total Labor:
Material	1	\$1,100.00	\$1,100.00	0.00	45	\$65.00	\$2,925.00
Truck	2.8	\$125	\$350.00	0	0	\$65.00	\$0.00
			\$0.00	0	0	\$65.00	\$0.00
Premier Fire Data	1	\$5,115	\$5,115.00		0	\$65.00	\$0.00
			\$0.00		0	\$65.00	\$0.00
			\$0.00		0	\$65.00	\$0.00
			\$0.00		0	\$65.00	\$0.00
			\$0.00		0	\$65.00	\$0.00
			\$0.00		0	\$65.00	\$0.00
			\$0.00		0	\$65.00	\$0.00

Material Cost		\$6,565.00
Sales Tax	6.0%	\$393.90
Material Subtotal		\$6,958.90

Labor Cost		\$2,925.00
Labor Burden 26%	26%	\$760.50
Labor Subtotal		\$3,685.50

Labor/Mat. Subtotal		\$10,644.40
Overhead/Profit	15%	\$1,596.66
Total Change Cost	ADDER	\$12,241.06



1251 North 6th St
Paducah KY 42001

(270) 443-7060

P O Box 1037
Paducah, KY 42002

December 12, 2024

To: State Electric

Re: Christian Co. Academy – PR-031 Proposal

Premier Fire & Security, Inc. proposes the following systems:

- **Access Control connections:** To install terminate and test access control cabling for the (9) doors on PR-031. All conduit and cable raceways are to be provided by the EC. All final start-up and certification documents/testing will be provided. All shop/as-built drawings and project management will also be provided.

Material:	\$ 1,890.00
Labor:	\$ 3,225.00
Total Price:	\$ 5,115.00

Exclusions:

- Any conduit, back boxes, t-bars or flex for the above systems
- 120vac Power for the equipment
- Access Control Equipment
- Door Position Switches
- Fire Stopping/Proofing
- Duct Banks / Underground Conduit
- Any digging / excavating
- Grounding / Bonding
- Any other systems other than shown above

Notes:

- 1) All work to be performed during normal business hours, Monday through Friday, 7am to 4pm.
- 2) All necessary pathways (conduits, flex, t-bars, sleeves) and boxes for the installation of the above described systems shall be provided and installed by the EC.
- 3) 120VAC Electrical and Surge Protection for the above described systems shall be provided and installed by the EC.

www.premierfire.net

Fire Sprinklers • Fire & Security Alarms • Fire Extinguishers • Special Hazards Systems • Data/Voice • Monitoring
Paducah, KY • Charleston, SC • Effingham, IL • Cape Girardeau, MO

- 4) All new equipment and labor to have a 1-Year warranty excluding abuse and acts of nature.
- 5) Files will need to be provided in CAD format for the design of the above systems.
- 6) Price does not include the cost of any COVID testing, vaccination mandates, or other COVID related impacts not outlined in the solicitation/bid documents or mandated as of the date of the proposal.
- 7) Price valid for 30 days from the date of the proposal.

Sincerely,

Mark Hathorn
Premier Fire & Security



architects • designers • engineers

21 SE Third Street, Suite 800 • Evansville, IN 47708
P: 812.422.4187 • F: 812.421.6776
101 E Second Street, Suite 101 • Owensboro, KY 42301
P: 270.926.1331 • F: 270.684.4456
haferdesign.com

PROPOSAL REQUEST

Project: Christian County High School
5185 Ft. Campbell Blvd
Hopkinsville, KY 42240

PR No.: 034

Date: December 17, 2024

Owner: Christian County Public Schools
222 Glass Ave
Hopkinsville, KY 42240

Project Number: 2106-204

Contract for:

To: Kevin Hitchell
Alliance Corporation
116 E. College Steet
Glasgow, KY 42141

RE: Under Stair Walls

Please submit an itemized quotation for changes in the Contract Sum and/or Time incidental to proposed modifications to the Contract Documents described herein.
THIS IS NOT A CHANGE ORDER NOR A DIRECTION TO PROCEED WITH THE WORK DESCRIBED HEREIN.

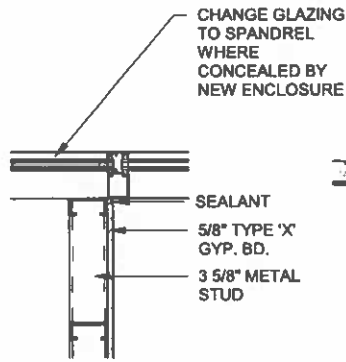
Description:

1. Enclose areas under stairs in academies with chase wall per PR34-A1. Provide Spandrel glazing at windows that are within enclosed area. Move outlets and lights as shown on plan.

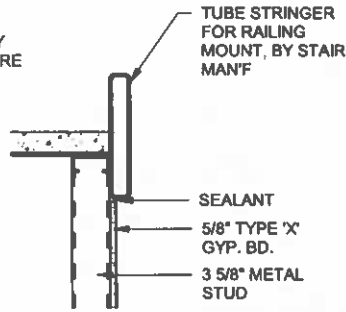
Attachments: PR34-A1

By: Eric Rang

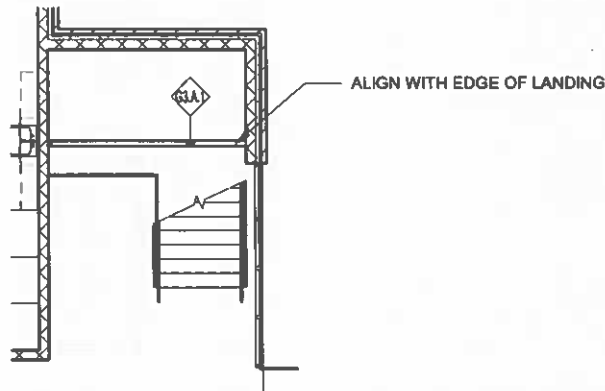
CC:



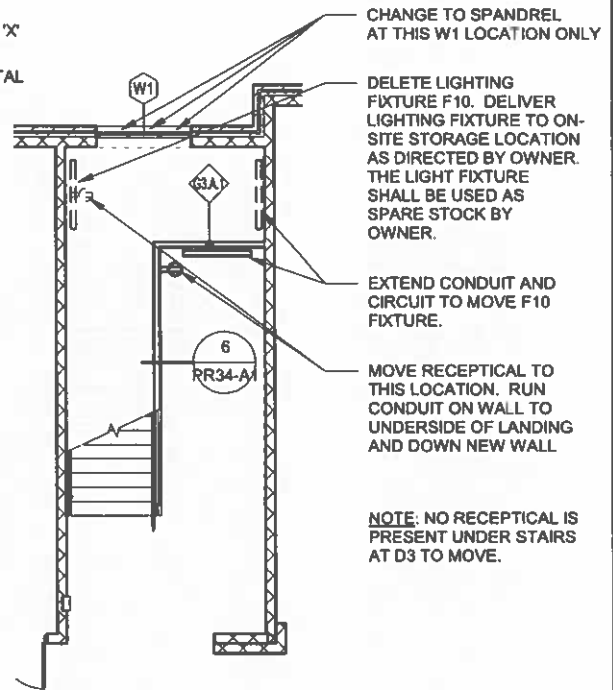
1
1" = 1'-0"



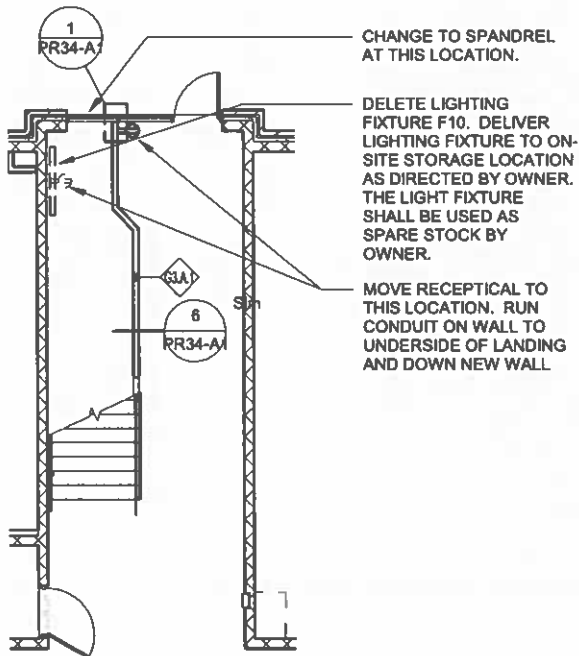
6
1" = 1'-0"



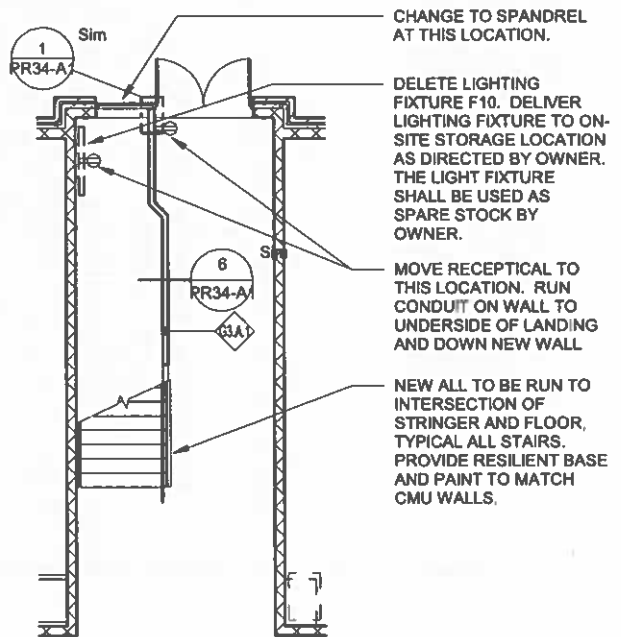
3
1/8" = 1'-0"



5
1/8" = 1'-0"



2
1/8" = 1'-0"



4
1/8" = 1'-0"

HOPKINSVILLE - CHRISTIAN
COUNTY ACADEMY
KDE #: BG 22-104
5185 FT. CAMPBELL BLVD
HOPKINSVILLE, KY 42240

HAFER
architects • designers • engineers

21 SE Third Street,
Suite 800
Evansville, IN 47708
T: 812.422.4187
F: 812.421.6776
www.haferdesign.com

ARCHITECTS PROJECT NO. DATE
2106-204 **12/17/24**

TYPE OF DRAWING NO.
PR34-A1



586 E Princeton St.
 Crofton, KY 42217
 PH(270) 424-8242

CCHS
 Alliance Corporation
 RE: PR-034
 ADDER

1/3/2025

Discription: PR-034 ADDER Under Stair Walls - D3, E2, G3, J2, D2, G2, D1, G1, J1, E1, E3

Item Discription:	Qty:	Unit:	Total:	Unit Hrs:	Total	Labor Unit:	Total Labor:
Material	1		\$507.00	0.00	24	\$65.00	\$1,560.00
Truck	1.5	125	\$187.50	0	0	\$65.00	\$0.00
			\$0.00	0	0	\$65.00	\$0.00
			\$0.00		0	\$65.00	\$0.00
			\$0.00		0	\$65.00	\$0.00
			\$0.00		0	\$65.00	\$0.00
			\$0.00		0	\$65.00	\$0.00
			\$0.00		0	\$65.00	\$0.00
			\$0.00		0	\$65.00	\$0.00
			\$0.00		0	\$65.00	\$0.00

Material Cost		\$694.50
Sales Tax	6.0%	\$41.67
Material Subtotal		\$736.17

Labor Cost		\$1,560.00
Labor Burden 26%	26%	\$405.60
Labor Subtotal		\$1,965.60

Labor/Mat. Subtotal		\$2,701.77
Overhead/Profit	15%	\$405.27
Total Change Cost	ADDER	\$3,107.04



140 college St.
 Crofton, KY 42217
 PH(270) 424-8242

CCHS
 Alliance Corporation
 CO Temp gear

9/4/2024

Discription: Temp Gear

Item Discription:	Qty:	Unit:	Total:	Unit Hrs:	Total Hrs:	Labor Unit:	Total Labor:
Disconnects and Fuses	1	\$15,000.00	\$15,000.00		24	\$65.00	\$1,560.00
Steel prefabed inclosure	1	\$2,000	\$2,000.00		24	\$65.00	\$1,560.00
Polaris taps	1	\$1,500	\$1,500.00		8	\$65.00	\$520.00
Wire to Disconnect	1	\$2,000	\$2,000.00		10	\$65.00	\$650.00
Sealtight to Disconnect	1	\$1,500	\$1,500.00		7	\$65.00	\$455.00
Demo Labor	1	0	\$0.00		32	\$65.00	\$2,080.00
	0	0	\$0.00		0	\$65.00	\$0.00
	0	0	\$0.00		0	\$65.00	\$0.00
	0	0	\$0.00		0	\$65.00	\$0.00
	0	0	\$0.00		0	\$65.00	\$0.00

Material Cost		\$22,000.00
Sales Tax	6.0%	\$1,320.00
Material Subtotal		\$23,320.00

Labor Cost		\$6,825.00
Labor Burden 26%	26%	\$1,774.50
Labor Subtotal		\$8,599.50

Labor/Mat. Subtotal		\$31,919.50
Overhead/Profit	15%	\$4,787.93
Total Change Cost		\$36,707.43

FACPAC Contract Change Order Supplemental Information Form (Ref# 61580)

Form Status: Saved

Tier 1 Project: Consolidated High School

BG Number: 22-104

Status: Active

District: Christian County (HB678) (115)

Phase: Project Initiation (View Checklist)

Contract: State Electric Co Inc. , 0260, Electrical

Type: CM Bid Package

Proposed

Change Order Number	10
Time Extension Required	No
Date Of Change Order	1/13/2025
Change Order Amount To Date	Increase

Construction Contingency

Calculations below are project wide. Remaining negative Construction Contingency may require the submission of a revised BG1.

Current Approved Amount	\$6,320,436.60
Net Approved COs	\$365,699.78
Remaining After Approved COs	\$5,954,736.82
Net All COs	\$279,193.25
Remaining After All COs	\$6,041,243.35

This Requested Change Order Amount \$60,673.98

+/-

Change In A/E Fee This Change Order

+/-

Change In CM Fee This Change Order \$0.00

+/-

Remaining Construction Contingency \$6,041,243.35

Balance

Contract Change Requested By Architect/Engineer; Construction Manager; Local Board of Education

Contract Change Reason Code Expansion of Scope

Change Order Description And Justification

Cost associated with game camera power and data per PR #27, CTE overhead doors access control, electrical revions per PR #34, and temporary switchgear.

Cost Benefit To Owner

The cost of this change order has been reviewed and determined to be reasonable.

Contract unit prices have been utilized No to support the cost associated with this change order.

Detailed Cost Breakdown

Contract unit prices have not been utilized, provide a detailed cost breakdown which separates labor, material, profit and overhead.

Detail Item	Amount	Percent of Total
Labor	\$17,690.40	29.16%
Materials	\$35,069.57	57.80%
Profit and Overhead	\$7,914.01	13.04%
Bond Insurance		0.00%
Cost Breakdown Total:	\$60,673.98	

Cost for this Change Order supported No by an alternate bid or competitive price quote

Explain Why

Executed contract with contractor.

Change Order Supplemental Information Form Signature Page (Online Form Ref# 61580)

Architect

Date

Construction Manager

Date

Finance Officer

Date

Local Board of Education Designee

Date