



FLOYD COUNTY BOARD OF EDUCATION
 Larry Hammond, Interim Superintendent
 442 KY RT 550
 Eastern, KY 41622
 Telephone (606) 886-2354 Fax (606) 886-4550
 www.floyd.kyschools.us

Linda C. Gearheart, Board Chair - District 1
 William Newsome, Jr., Vice-Chair - District 3
 Dr. Chandra Varia, Member - District 2
 Keith Smallwood, Member - District 4
 Steve Stone, Member - District 5

Consent Agenda Item (Action Item): Receive Utility Report for May Valley Elementary.

Applicable State or Regulations: Board Policy 05.23

Fiscal/Budgetary Impact:

2022/2023 SY (July 22-June 23) \$74,146
 2023/2024 SY (July 23-June 24) \$73,631

History/Background:

December 2024

Board received utility report for RLC/FCSI.

Recommended Action: To accept report as presented.

Contact Person(s):

Linda Hackworth
 606-874-9569

N/A
 Principal


Linda Hackworth
 Director

Larry Hammond
 Superintendent

Date: December 31, 2024

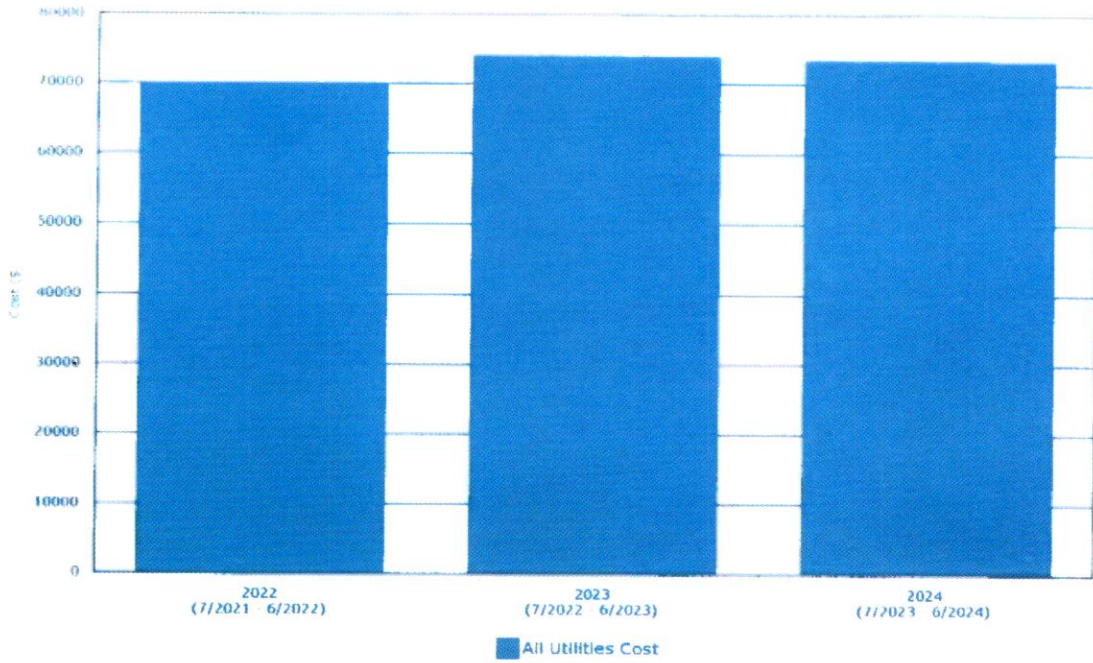
Utility Report January 27, 2025

May Valley Elementary 2022/2023 / 2023/2024 School Years



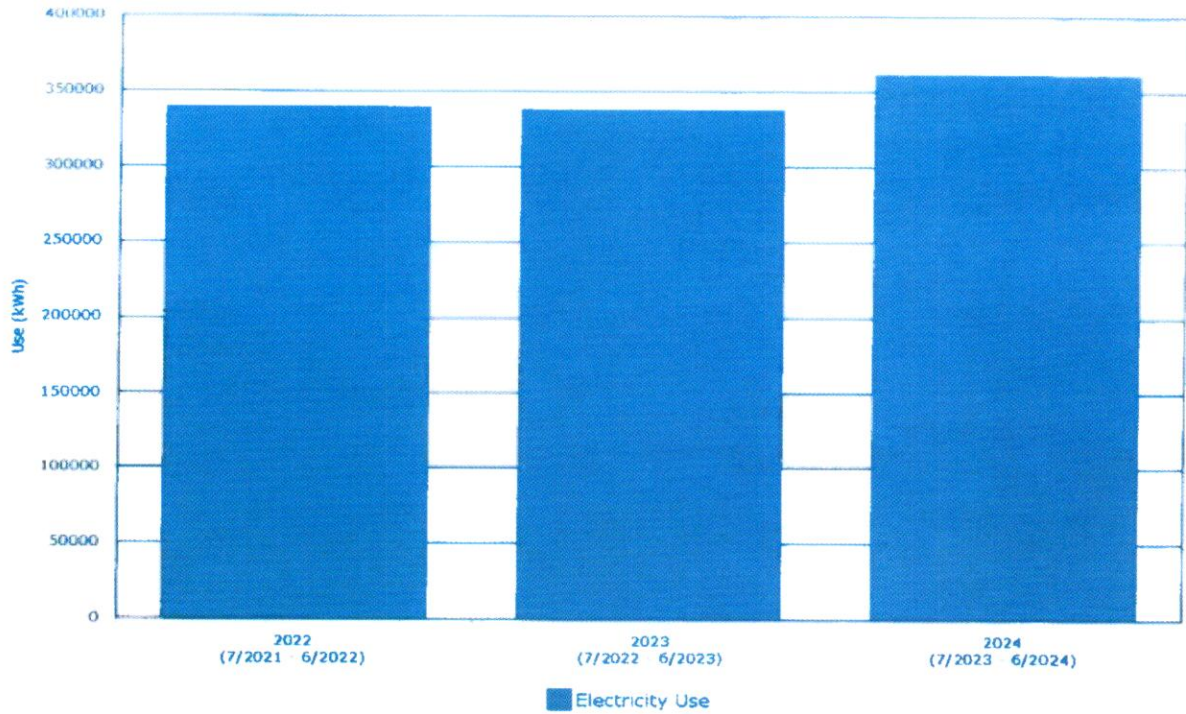
The Floyd County Board of Education does not discriminate on the basis of race, color, national origin, age, religion, marital status, sex, or disability in employment, educational programs, or activities as set forth in Title IX & VI, and in Section 504.

Year-Over-Year Comparison
Floyd County Board of Education
May Valley Elementary -- 7/2021 to 6/2024



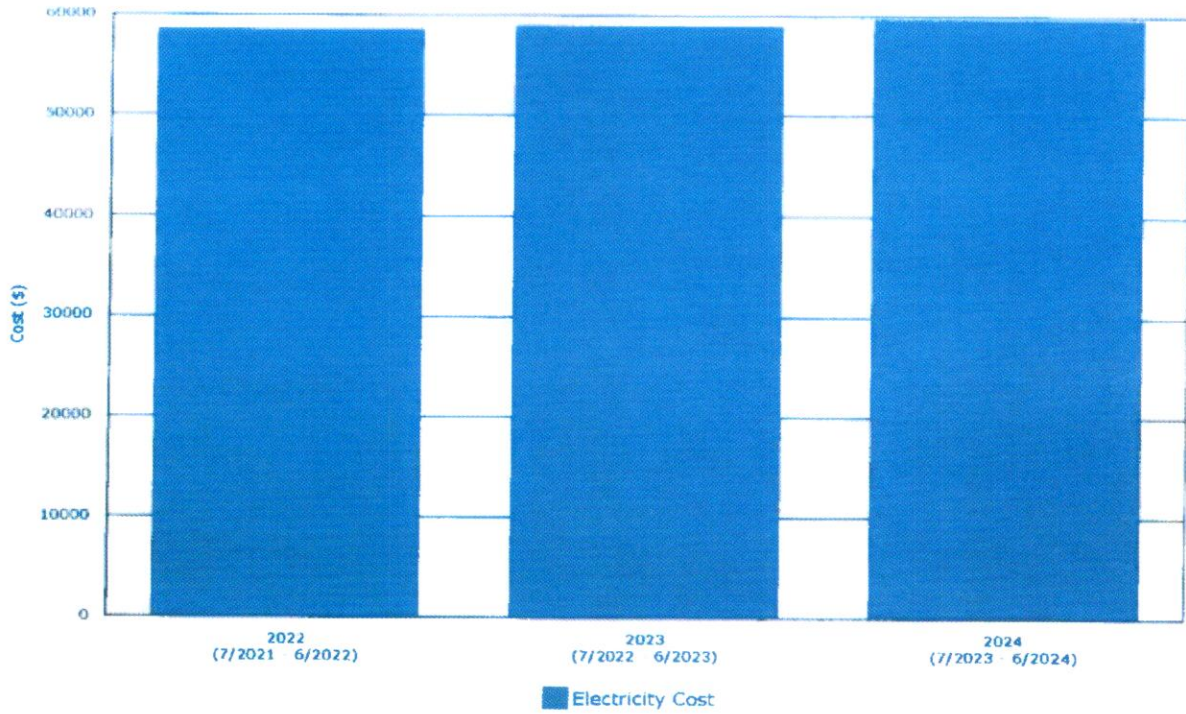
Period	All Utilities Cost
2022	\$69,890
2023	\$74,146
2024	\$73,631

Year-Over-Year Comparison
Floyd County Board of Education
May Valley Elementary -- 7/2021 to 6/2024



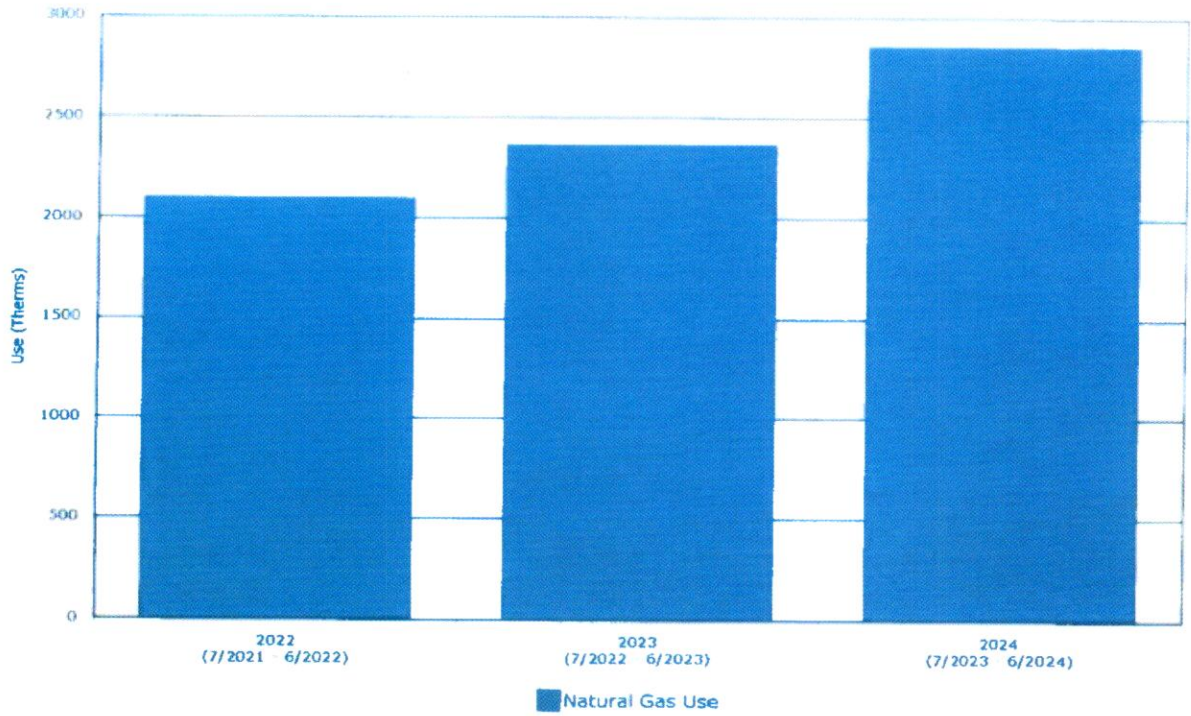
Period	Electricity Use (kWh)
2022	340,356
2023	338,245
2024	361,736

Year-Over-Year Comparison
Floyd County Board of Education
May Valley Elementary -- 7/2021 to 6/2024



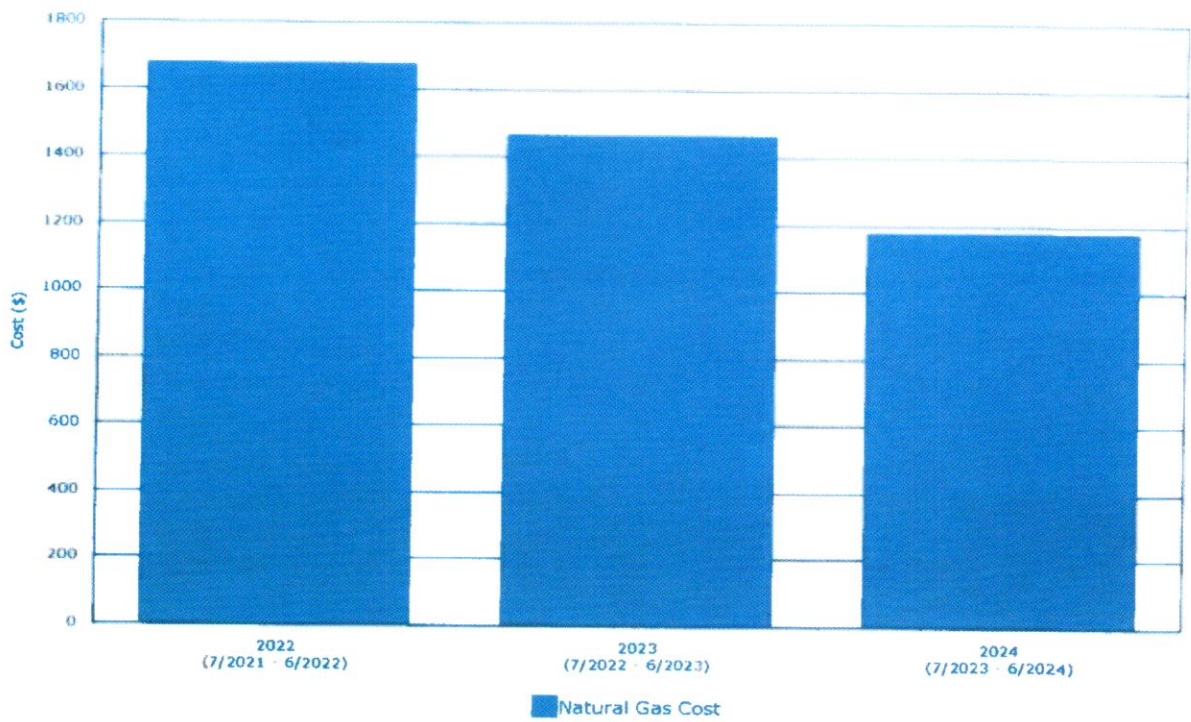
Period	Electricity Cost
2022	\$58,663
2023	\$59,012
2024	\$59,747

Year-Over-Year Comparison
Floyd County Board of Education
May Valley Elementary -- 7/2021 to 6/2024



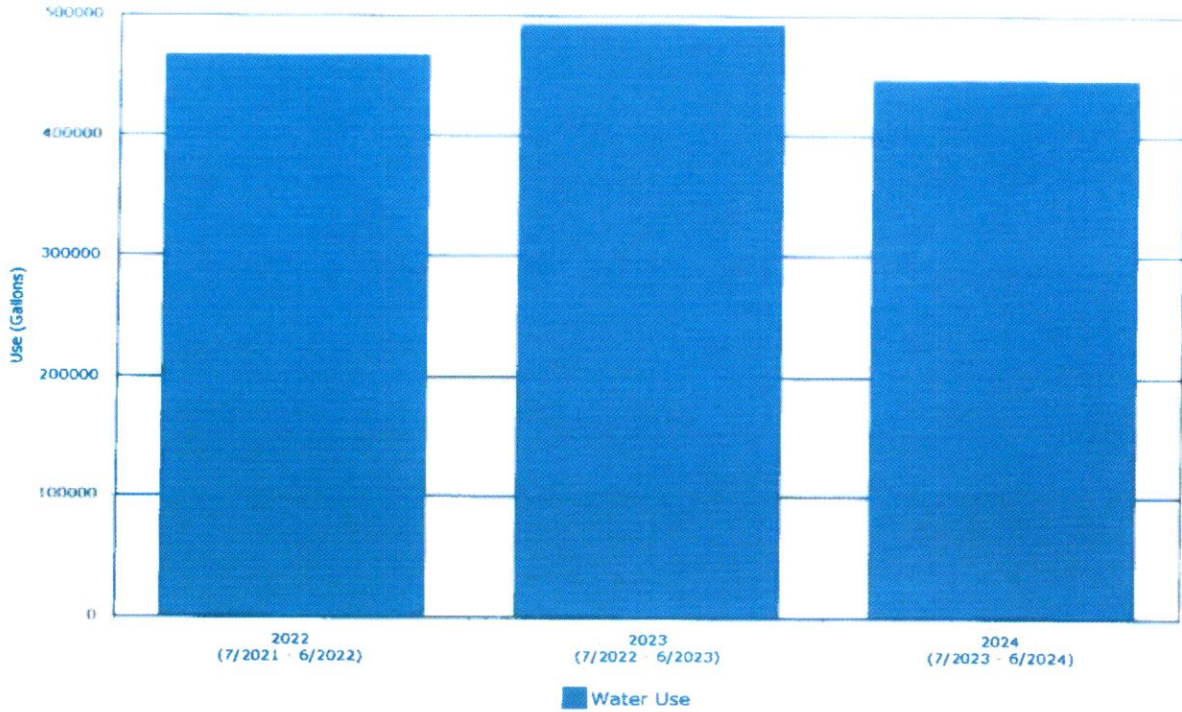
Period	Natural Gas Use (Therms)
2022	2,097
2023	2,364
2024	2,858

Year-Over-Year Comparison
Floyd County Board of Education
May Valley Elementary -- 7/2021 to 6/2024



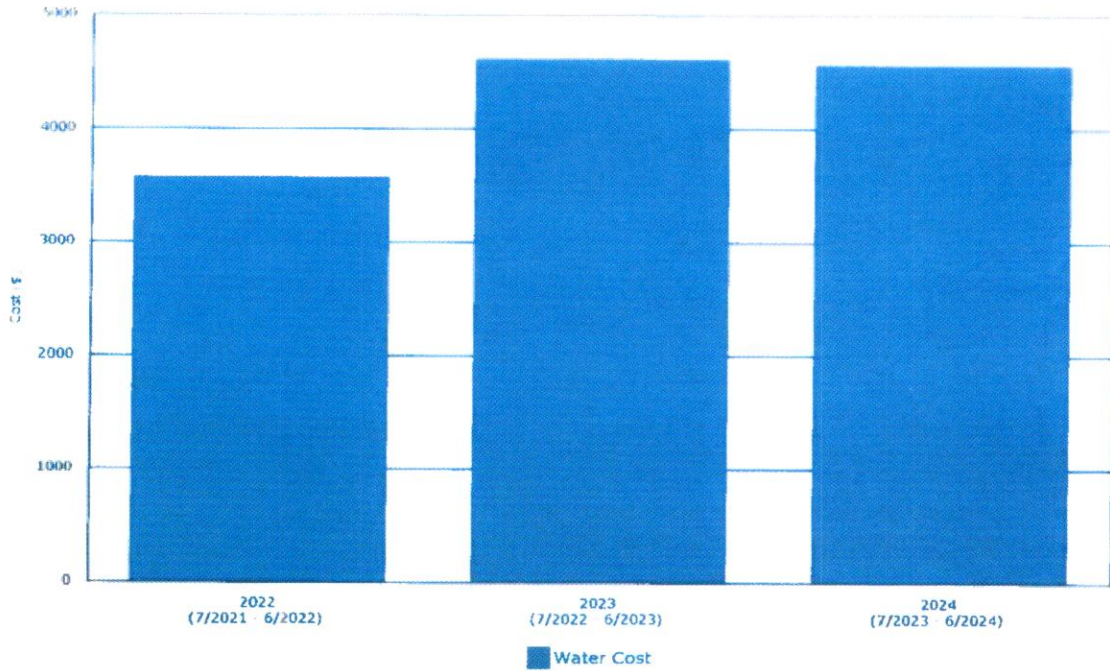
Period	Natural Gas Cost
2022	\$1,679
2023	\$1,467
2024	\$1,178

Year-Over-Year Comparison
Floyd County Board of Education
May Valley Elementary -- 7/2021 to 6/2024



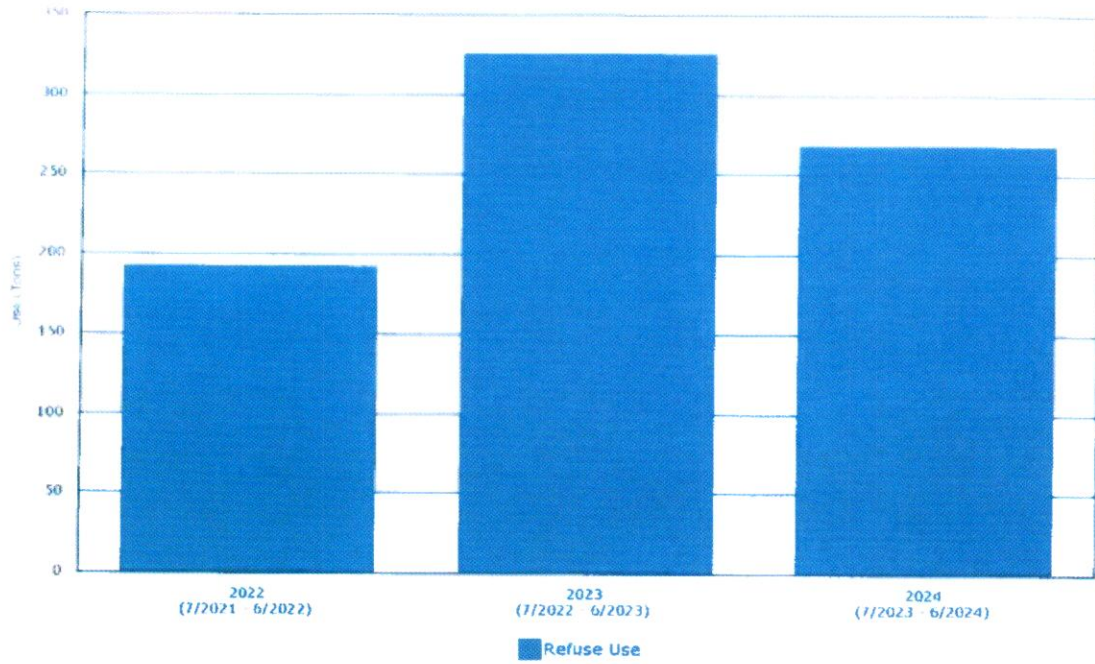
Period	Water Use (Gallons)
2022	467,189
2023	492,554
2024	447,231

Year-Over-Year Comparison
Floyd County Board of Education
May Valley Elementary -- 7/2021 to 6/2024



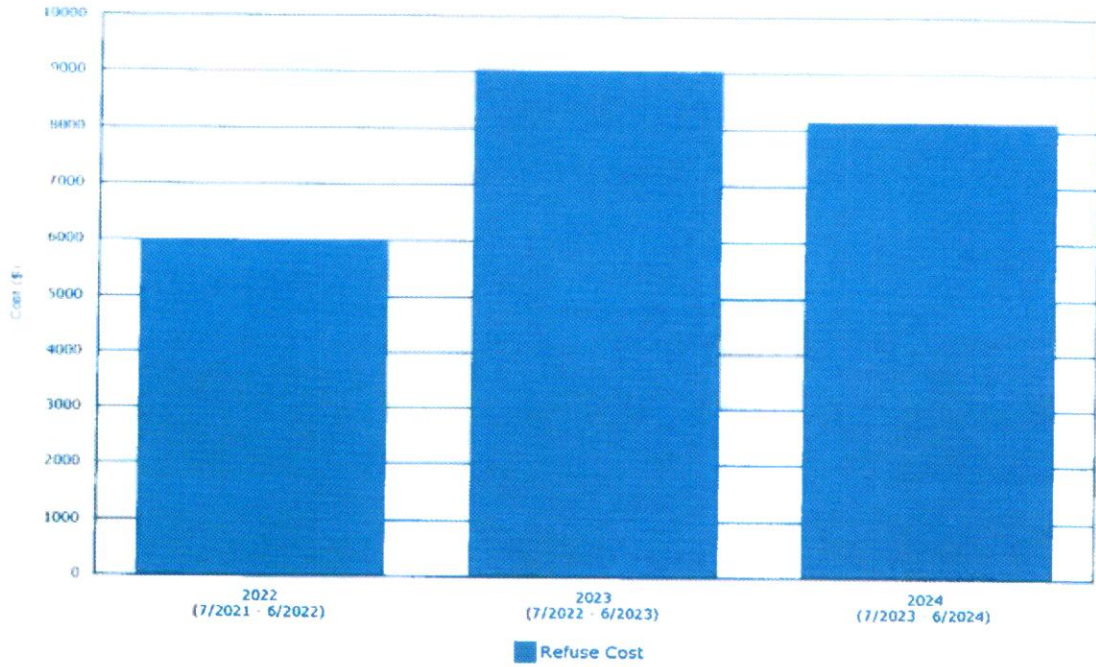
Period	Water Cost
2022	\$3,570
2023	\$4,624
2024	\$4,562

Year-Over-Year Comparison
Floyd County Board of Education
May Valley Elementary -- 7/2021 to 6/2024



Period	Refuse Use (Tons)
2022	192
2023	326
2024	268

Year-Over-Year Comparison
Floyd County Board of Education
May Valley Elementary -- 7/2021 to 6/2024



Period	Refuse Cost
2022	\$5,977
2023	\$9,044
2024	\$8,144