

**WOODFORD COUNTY BOARD OF EDUCATION
AGENDA ITEM**

ITEM #: **DATE:** November 18, 2024

TOPIC/TITLE: Phase 2 WCHS Change Order

PRESENTER: Shane Smith

ORIGIN:

- ☐ TOPIC PRESENTED FOR INFORMATION ONLY (No board action required.)
- ☒ ACTION REQUESTED AT THIS MEETING
- ☐ ITEM IS ON THE CONSENT AGENDA FOR APPROVAL
- ☐ ACTION REQUESTED AT FUTURE MEETING: (DATE)
- ☐ BOARD REVIEW REQUIRED BY

- ☐ STATE OR FEDERAL LAW OR REGULATION
- ☒ BOARD OF EDUCATION POLICY
- ☐ OTHER:

PREVIOUS REVIEW, DISCUSSION OR ACTION:

- ☐ NO PREVIOUS BOARD REVIEW, DISCUSSION OR ACTION
- ☐ PREVIOUS REVIEW OR ACTION

- ☐ DATE:
- ☐ ACTION:

BACKGROUND INFORMATION:


Change Order for Phase 2 of the WCHS project. The change order amount adds \$304,659.04. See attachment for details.

SUMMARY OF MAJOR ELEMENTS:

IMPACT ON RESOURCES:

TIMETABLE FOR FURTHER REVIEW OR ACTION:

SUPERINTENDENT'S RECOMMENDATION: ☒ Recommended ☐ Not Recommended



WCHS Track and Field: Change Order #04 Summary

1.) Additional Requested Days

- (36 Days) PR 06 Bleachers- Musco lighting lead-time up to 12 weeks from approval.

Total Additional Days Requested: 36

Updated Substantial Completion Date: 2/10/2025

2.) PR #05 Electrical at Fence

Provide credit to delete conduit, wiring and devices for receptacles shown along fence.

02-04 Rising Sun Developing

- Total Cost Deduct: -(\$1,376.66)

Total Deduct: -(\$1,376.66)

3.) PR #06 Bleachers

Add 4" and 6" concrete, foundations, site drainage, and utilities for a future 2,485 person grandstand.

05-01 Olympic Construction

- Total Cost Add: \$306,035.70

Total Add: \$306,035.70

CO#04 Total Cost Add = \$304,659.04

DATE:	10/17/2024	PR #:	PR 006
TO:	Clay Ratliff – Trace Creek Construction	RE:	Woodford County Board of Education Versailles, Kentucky BG 19-353 RTA 1916 Phase 2

Please submit an itemized quotation for changes in the Contract Sum and/or Time incidental to proposed modifications to the Contract Documents described therein.

THIS IS NOT A CHANGE ORDER NOR A DIRECTION TO PROCEED WITH THE WORK DESCRIBED HEREIN.

Please provide labor and material pricing breakdown for review.

DESCRIPTION:

1. Refer to SA1.2 – SITE LAYOUT AND DEVELOPMENT PLAN:
 - a) Add 4" and 6" concrete pavement as shown for bleachers.
 - b) Add bleacher structure.
 - c) Add gravel pavement under bleachers as shown.
 - d) Sod area around bleachers as shown.
 - e) Relocate light poles to be 122' O.C. from the 50-yard line.
2. Refer to SA2.1 – SITE GRADING AND DRAINAGE PLAN:
 - a) Modify grading and drainage layout as shown.
3. Refer to SA2.2 – SITE GRADING PLAN:
 - a) Slope new pavement at a 1% from north to south.
 - b) Slope area under bleachers at 2% to low point.
 - c) Modify swales to not be under bleachers.
 - d) Raise rim/ground elevation over DS-34.
4. Refer to SA2.3 – SITE DRAINAGE PLAN:
 - a) Add perforated piping under bleachers as shown. Space perf pipes 20' minimum O.C. Space around bleacher foundations.
 - b) Relocate manhole DS-34 along the outgoing pipe. Adjust piping length and add risers to manhole to meet new grade/rim elevation.
 - c) Tie perforated piping to DS-34 and DS-85. Seal penetrations to be watertight.
5. Refer to SA4.3:
 - a) Add stone section detail as shown.
6. Refer to the revised site utility drawings UE2.1:
 - a) Add infrastructure to support pressbox and videoboard.

7. Add devices and equipment per E1.2 pressbox plans.
8. Add electrical equipment to support pressbox and videoboard per E2.0 one-line diagram.
9. Add pressbox communication riser and modify fiber one-line diagram to support pressbox and videoboard.
10. Provide a separate price to perform the following work: Upgrade athletic field lighting system to be 50FC.

Attachments:

SA1.2, SA2.1, SA2.2, SA2.3, SA4.3, UE2.1, E1.2, E2.0, E3.0,
ST110

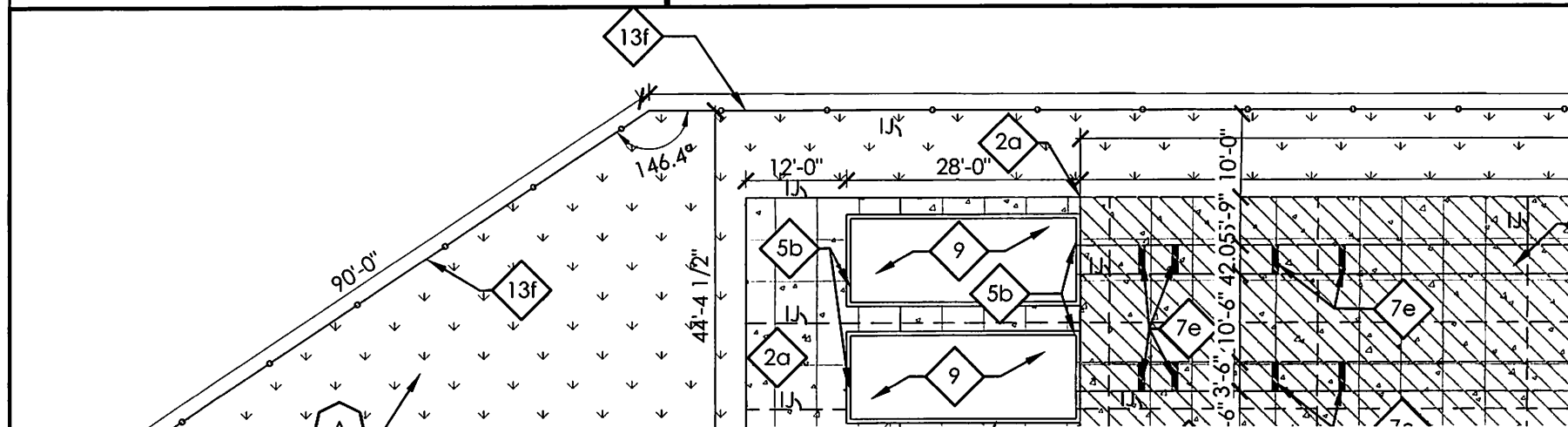
Prepared By:

Chandler Sergeant, AIA Associate

/cs

c: Sarah Lamere, Michael Hughes – RTA
Clay Ratliff -Trace Creek
Shane Smith – Woodford County Schools
File 1916-4B
PR 006

- 0 EXISTING TO REMAIN. PROTECT THROUGHOUT CONSTRUCTION.
- [a] PAVEMENT TO REMAIN - PATCH/REPAIR WHERE DAMAGED BY CONSTRUCTION. SAW-CUT TO PROVIDE CLEAN EDGE. CONCRETE PAVING TO BE SAW-CUT BACK TO NEAREST UNDAMAGED CONTROL OR ISOLATION JOINT. MATCH NEW ADJACENT PAVEMENT TO EXISTING PAVEMENT ELEVATIONS
 - [b] TREE/VEGETATION TO REMAIN.
 - [c] UTILITY TO REMAIN.
 - [d] SIGN TO REMAIN.
 - [e] FENCING TO REMAIN.
 - [f] STORM LINE/STRUCTURE TO REMAIN
- 1 STRUCTURE. SEE ARCHITECTURAL AND STRUCTURAL DRAWINGS FOR ADDITIONAL INFORMATION.
- [a] BUILDING CANOPY. SEE ARCHITECTURAL DRAWINGS FOR ADDITIONAL INFORMATION.
- [b] BLEACHERS. SEE ARCHITECTURAL DRAWINGS FOR ADDITIONAL INFORMATION.
- 2 CONCRETE PAVEMENT (321313, 321373)
- [a] 4" CONCRETE WALK, SEE DETAIL B/SA4.2
 - [b] 6" CONCRETE WALK, SEE DETAIL B/SD4.2
 - [c] **ALTERNATE #4:** 6" CONCRETE BLEACHER PAD, SEE DETAIL B/SA4.2
- 3 ASPHALT PAVEMENT (321216)
- [a] ASPHALT RUNNING TRACK PAVEMENT. SEE DETAIL A/SA4.2.
 - [b] LIGHT DUTY ASPHALT PAVEMENT. SEE DETAIL A/SA4.2.
- 4 FLAG POLE. SEE DETAIL E/SA4.2. (107500)

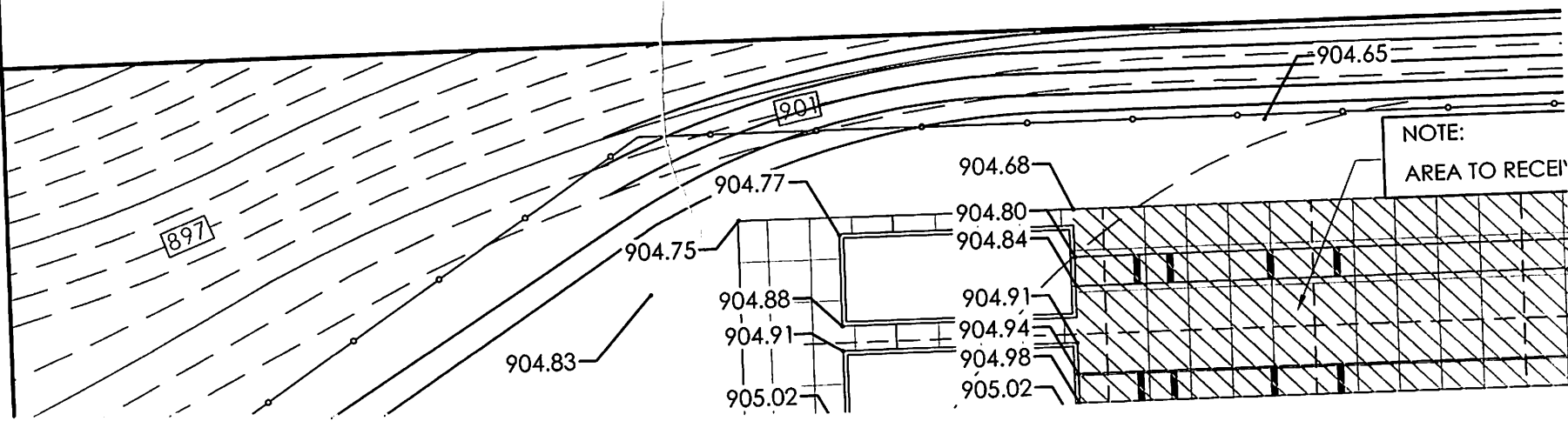


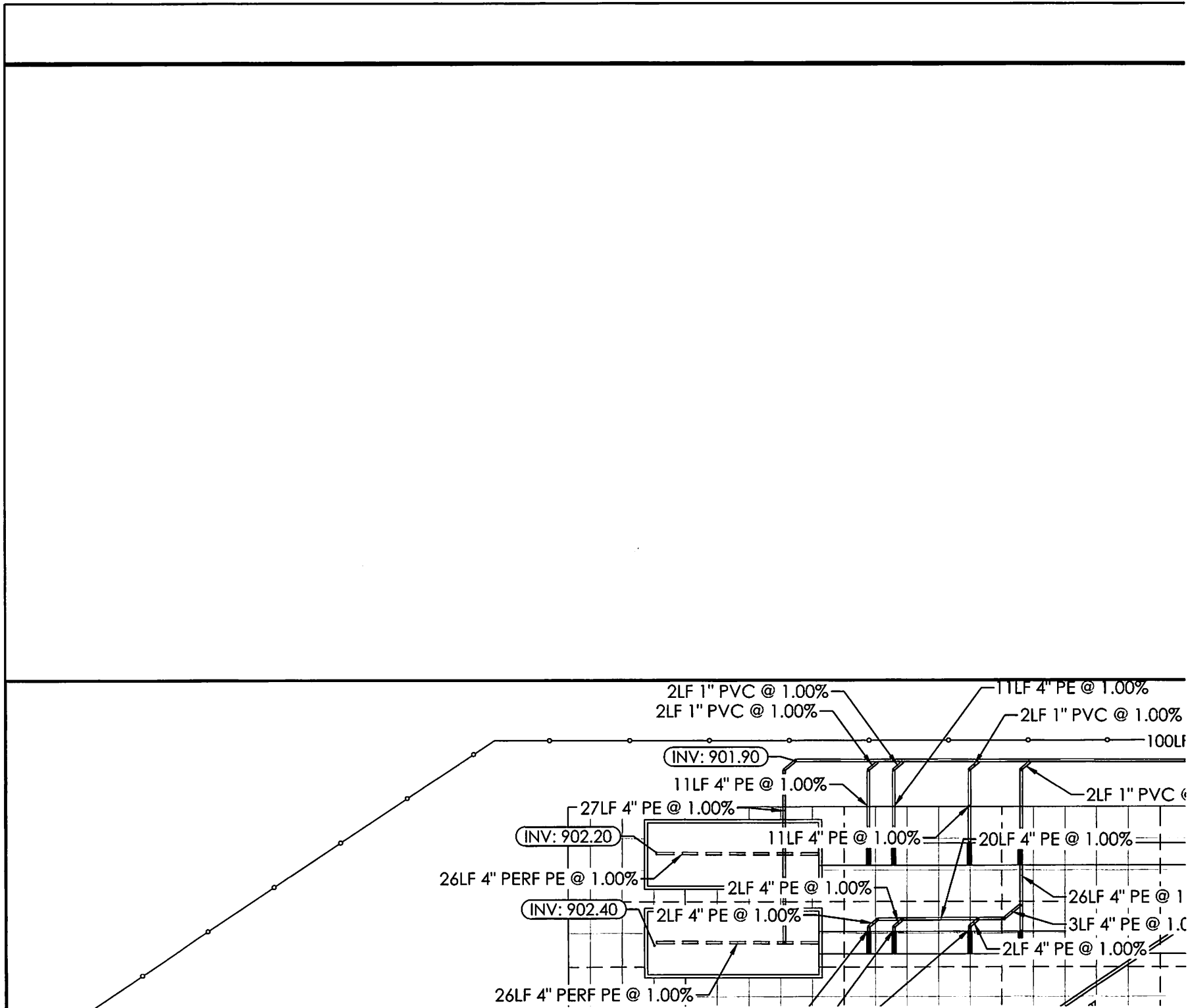
1. THE CONTRACTOR SHALL VERIFY LOCATIONS AND ACTUAL DEPTHS OF ALL EXISTING STORM DRAINS, GAS MAINS, WATER MAINS, AND PIPE CONNECTIONS AND CROSSINGS. CONTRACTOR SHALL PAY PARTICULAR ATTENTION TO AREAS WHERE CONSTRUCTION OR GRADING MA LINES.
2. ANY DISCREPANCIES BETWEEN THIS GRADING PLAN AND ACTUAL FIELD CONDITIONS SHALL BE BROUGHT TO THE ATTENTION OF THE ARCHITECT TO EXCAVATION, GRADING, TRENCHING, OR OTHER CONSTRUCTION OF ANY SORT. FAILURE TO NOTIFY THE ARCHITECT IN WRITING PRIOR EXCAVATION, GRADING, TRENCHING, OR OTHER CONSTRUCTION SHALL IMPLY THE CONTRACTOR'S VERIFICATION OF AND ACCEPTANCE CONDITIONS. SAID FAILURE TO NOTIFY THE ARCHITECT IN WRITING SHALL IDENTIFY AND HOLD HARMLESS THE OWNER FROM ANY ADDITIO THE CONTRACTOR DUE TO DISCREPANCIES NOT REPORTED WHICH COULD HAVE BEEN DETECTED BY PRUDENT AND REASONABLE OBSERV, BY THE CONTRACTOR.
3. ALL IMPERVIOUS SURFACES SHALL BE GRADED AND INSTALLED WITH A MINIMUM SLOPE OF ONE PERCENT (1%) AND A MAXIMUM SLOPE OF
4. ALL PERVIOUS SURFACES SHALL BE GRADED AND INSTALLED WITH A MINIMUM SLOPE OF TWO PERCENT (2 %) AND A MAXIMUM SLOPE OF T (33%) EXCEPT WHERE SHOWN.
5. SLOPE PERVIOUS SURFACES MIN. 5 % AND IMPERVIOUS SURFACES MIN. 1% AWAY FROM BUILDING FOUNDATIONS.
6. MAINTAIN GRADING TO PROMOTE POSITIVE DRAINAGE AT ALL TIMES. DO NOT ALLOW WATER TO POND IN CONSTRUCTION AREAS.
7. RELOCATE ALL BURIED UTILITIES THAT ARE IMPACTED BY ANY EARTHWORK. RELOCATED UTILITY LOCATIONS ARE TO BE APPROVED BY THE AF STARTING WORK.
8. PROTECT AREAS TO BE SEEDED AS FOLLOWS:
 - A) DITCHES AND DRAINAGE SWALES ARE TO RECEIVE HIGH-VELOCITY EROSION-CONTROL BLANKETS.
 - B) SLOPES 4:1 (H:V) OR GREATER ARE TO RECEIVE LONG- TERM EROSION-CONTROL BLANKETS.
 - C) SLOPES BETWEEN 4:1 AND 6:1 (H:V) ARE TO RECEIVE SHORT-TERM EROSION CONTROL BLANKETS.
 - D) SLOPES BELOW 6:1 (H:V) ARE TO RECEIVE STRAW MULCH PER THE SPECIFICATIONS. DO NOT USE HAY.
9. ANY AREAS DISTURBED DURING CONSTRUCTION ARE TO BE RECONDITIONED, SEEDED, AND MULCHED PER THE SPECIFICATIONS.


STRUCTURE SCHEDULE

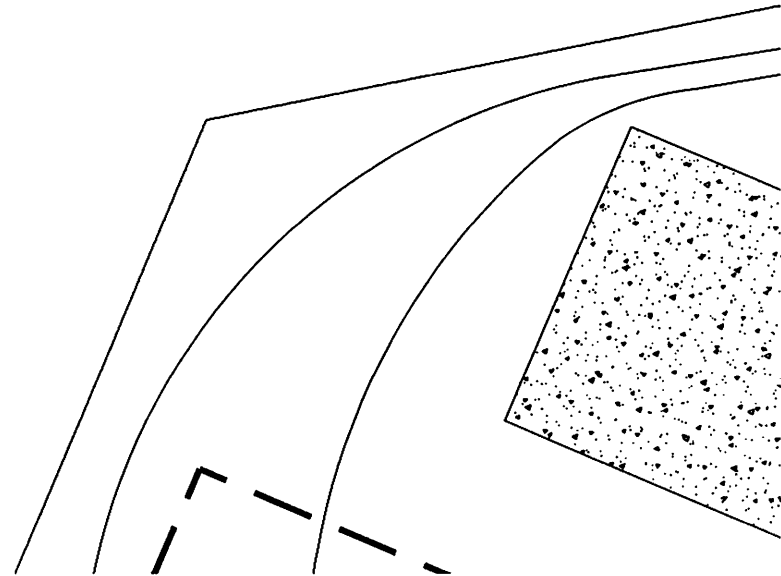
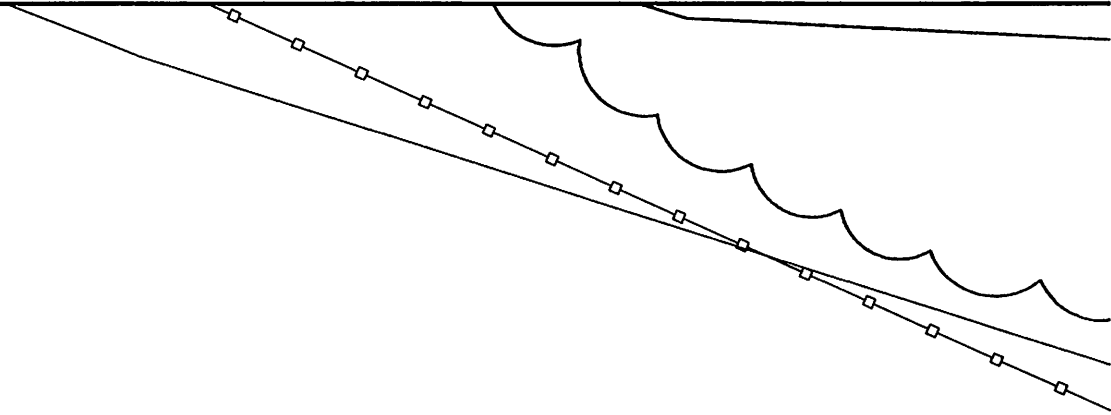
STRC. NO.	GRATE ELEV.	INVERT ELEV.	STR. DESC.	GRATE TYPE	FRAME TYPE	DETAIL	NORTHING
DS-1	N/A	886.00	HEADWALL	GALVANIZED BAR & GRATE	N/A	B/SA4.1	198503.071:
DS-2	904.68	887.02	48" MANHOLE (MIN)	SOLID LID	NEENAH R-1733	A/SD4.1	198460.814:
DS-3	904.50	896.88	48" MANHOLE (MIN)	SOLID LID	NEENAH R-1733	A/SA4.1	198382.558'
DS-4	904.50	900.23	48" MANHOLE (MIN)	SOLID LID	NEENAH R-1733	A/SA4.1	198181.913
DS-5	904.50	897.92	48" MANHOLE (MIN)	SOLID LID	NEENAH R-1733	A/SA4.1	198226.134'
DS-6	904.50	899.80	48" MANHOLE (MIN)	SOLID LID	NEENAH R-1733	A/SA4.1	198026.084:

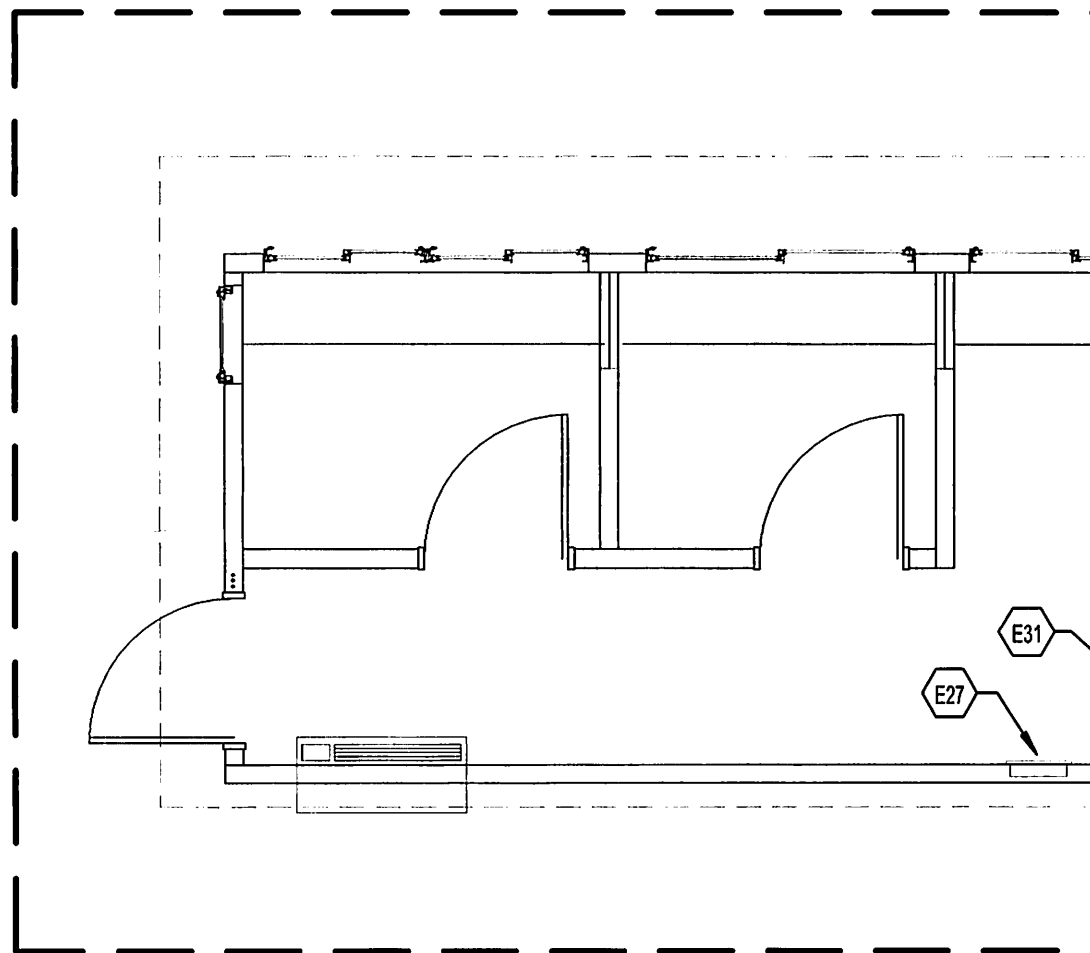
1. THE CONTRACTOR SHALL VERIFY LOCATIONS AND ACTUAL DEPTHS OF ALL EXISTING STORM DRAINS, GAS MAINS, WATER MAINS, AND PIPE CROSSINGS. CONTRACTOR SHALL PAY PARTICULAR ATTENTION TO AREAS WHERE CONSTRUCTION OR GRADING MAY INTERFERE WITH SUCH CROSSINGS.
2. ANY DISCREPANCIES BETWEEN THIS GRADING PLAN AND ACTUAL FIELD CONDITIONS SHALL BE BROUGHT TO THE ATTENTION OF THE ARCHITECT. FAILURE TO NOTIFY THE ARCHITECT IN WRITING PRIOR TO EXCAVATION, GRADING, TRENCHING, OR OTHER CONSTRUCTION OF ANY SORT SHALL IMPLY THE CONTRACTOR'S VERIFICATION OF AND ACCEPTANCE OF EXISTING CONDITIONS. NOTIFY THE ARCHITECT IN WRITING SHALL IDENTIFY AND HOLD HARMLESS THE OWNER FROM ANY ADDITIONAL COSTS INCURRED BY THE CONTRACTOR NOT REPORTED WHICH COULD HAVE BEEN DETECTED BY PRUDENT AND REASONABLE OBSERVATION AND VERIFICATION BY THE CONTRACTOR.
3. ALL IMPERVIOUS SURFACES SHALL BE GRADED AND INSTALLED WITH A MINIMUM SLOPE OF ONE PERCENT (1%) AND A MAXIMUM SLOPE OF TWO PERCENT (2%).
4. ALL PERVIOUS SURFACES SHALL BE GRADED AND INSTALLED WITH A MINIMUM SLOPE OF TWO PERCENT (2%) AND A MAXIMUM SLOPE OF FIVE PERCENT (5%) WHERE SHOWN.
5. SLOPE PERVIOUS SURFACES MIN. 5% AND IMPERVIOUS SURFACES MIN. 1% AWAY FROM BUILDING FOUNDATIONS.
6. MAINTAIN GRADING TO PROMOTE POSITIVE DRAINAGE AT ALL TIMES. DO NOT ALLOW WATER TO POND IN CONSTRUCTION AREAS.
7. RELOCATE ALL BURIED UTILITIES THAT ARE IMPACTED BY ANY EARTHWORK. RELOCATED UTILITY LOCATIONS ARE TO BE APPROVED BY THE ARCHITECT.
8. PROTECT AREAS TO BE SEEDED AS FOLLOWS:
 - A) DITCHES AND DRAINAGE SWALES ARE TO RECEIVE HIGH-VELOCITY EROSION-CONTROL BLANKETS.
 - B) SLOPES 4:1 (H:V) OR GREATER ARE TO RECEIVE LONG-TERM EROSION-CONTROL BLANKETS.
 - C) SLOPES BETWEEN 4:1 AND 6:1 (H:V) ARE TO RECEIVE SHORT-TERM EROSION CONTROL BLANKETS.
 - D) SLOPES BELOW 6:1 (H:V) ARE TO RECEIVE STRAW MULCH PER THE SPECIFICATIONS. DO NOT USE HAY.
9. ANY AREAS DISTURBED DURING CONSTRUCTION ARE TO BE RECONDITIONED, SEEDED AND MULCHED PER THE SPECIFICATIONS.







[illegible]

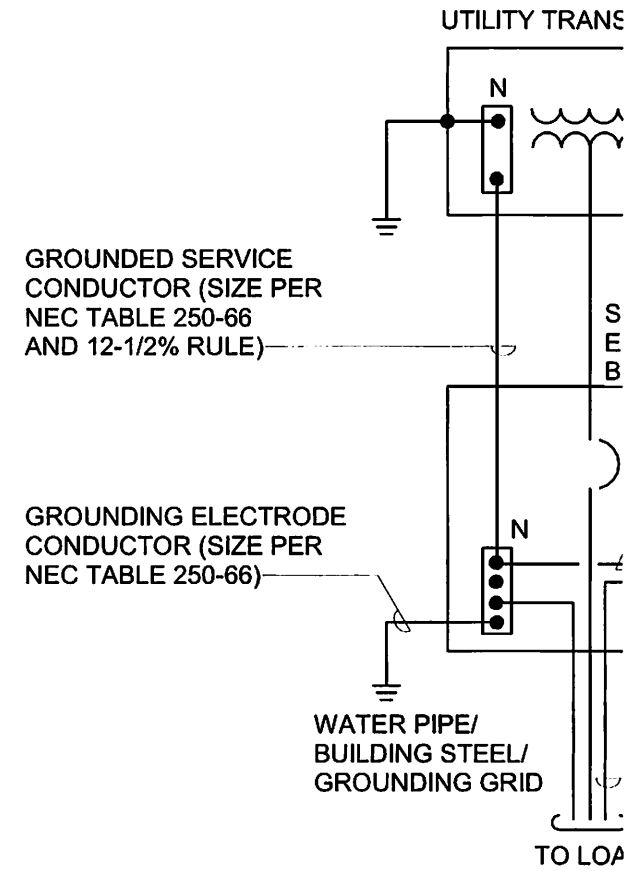
[illegible][illegible]

1 LIGHTING/POWER PRESSBOX PLAN

[illegible][illegible]

TYPE	DESCRIPTION
A1	2X4 SURFACE MOUNT LED. COLD- HOUSING, SMOOTH HEMMED SIDE FORMED END FLANGES. STANDAR #19 LENS, 0.156" THICK PRISMATIC POLYESTER POWDER COAT FINISH
A1E	SAME AS PARENT TYPE WITH INTE LUMEN EMERGENCY BATTERY.
B1	1X4 SURFACE MOUNT LED. COLD- HOUSING, SMOOTH HEMMED SIDE FORMED END FLANGES. STANDAR #19 LENS, 0.156" THICK PRISMATIC POLYESTER POWDER COAT FINISH
B1E	SAME AS PARENT TYPE WITH INTE LUMEN EMERGENCY BATTERY.
C1	7" SHALLOW, SURFACE MOUNT DC NON-CONDUCTIVE MATERIAL WITH DIFFUSE LENS.
D1	4' LOW-PROFILE LED STRIP FIXTURE COLD-ROLLED STEEL HOUSING W SNAP-ON LENS.
D1E	SAME AS PARENT TYPE WITH INTE LUMEN EMERGENCY BATTERY.
E1	ARCHITECTURAL EGRESS LIGHT. 1 RATED WITH INTEGRAL COLD WEAT BATTERY.
OF1	EXTERIOR WALL MOUNT FIXTURE TWO-PIECE DIE-CAST ALUMINUM POWDER COAT FINISH FOR CORRO WEATHER RESISTANCE, TYPE 3 M DISTRIBUTION. WET LOCATION RA
OF2	RECESSED 6" WALLWASH LED DO GALVANIZED STEEL CONSTRUCTIO MATTE, DIFFUSE LENS. WET LOCA
X1	DIE-CAST ALUMINUM SINGLE SIDE

PANEL 1
PROVID
LIGHTIN

[illegible][illegible]

1 SERVICE ENTRANCE GR
SCALE: NONE

SCALE: NONE

LOW VOLTAGE CONTROL
- TO LIGHT FIXTURES IF
REQUIRED (IE. 0-10V).

**AIA**[®]**Document G731™ – 2019****Change Order, Construction Manager as Adviser Edition****PROJECT:** *(name and address)*Woodford County High School Phase 2
145 School House Road, Versailles, KY
40383**OWNER:** *(name and address)*Woodford County Board of Education
330 Pisgah Pike, Versailles, KY 40383**CONTRACTOR:** *(name and address)*Rising Sun Developing
2555 Palumbo Drive, Ste 110, Lexington,
KY 40509**CONTRACT INFORMATION:**Contract For: BP02
Date: February 27, 2023**ARCHITECT:** *(name and address)*RossTarrant Architects
101 Old Lafayette Avenue,
Lexington, KY 40502**CHANGE ORDER INFORMATION:**Change Order Number: 02-04
Date: 11/16/2024**CONSTRUCTION MANAGER:** *(name and address)*Trace Creek Construction, Inc.
127 Market St., Vanceburg, KY 41179**THE CONTRACT IS CHANGED AS FOLLOWS:***(Insert a detailed description of the change and, if applicable, attach or reference specific exhibits. Also include agreed upon adjustments attributable to executed Construction Change Directives.)*

PR #5- Electrical at fence

The original Contract Sum was

Net change by previously authorized Change Orders

The Contract Sum prior to this Change Order was

The Contract Sum will be decreased by this Change Order in the amount of

The new Contract Sum including this Change Order will be

\$	1,645,014.00
\$	208,706.12
\$	1,853,720.12
\$	1,376.66
\$	1,852,343.46

The Contract Time will be unchanged by Zero (0) days.

The Contractor's Work shall be substantially complete on 1/6/2025.

NOTE: This Change Order does not include adjustments to the Contract Sum or Guaranteed Maximum Price, or the Contract Time, that have been authorized by Construction Change Directive until the cost and time have been agreed upon by both the Owner and Contractor, in which case a Change Order is executed to supersede the Construction Change Directive.

NOT VALID UNTIL SIGNED BY THE ARCHITECT, CONSTRUCTION MANAGER, CONTRACTOR, AND OWNER.

RossTarrant Architects

ARCHITECT *(Firm name)***SIGNATURE**

Michael Hughes, Project Manager

PRINTED NAME AND TITLE

11/16/2024

DATE:

Rising Sun Developing

CONTRACTOR *(Firm name)***SIGNATURE****PRINTED NAME AND TITLE****DATE:**

Trace Creek Construction, Inc.

CONSTRUCTION MANAGER *(Firm name)***SIGNATURE**

Clay Ratliff, Vice President

PRINTED NAME AND TITLE

11/16/2024

DATE:

Woodford County Board of Education

OWNER *(Firm name)***SIGNATURE****PRINTED NAME AND TITLE****DATE:**

FACPAC Contract Change Order Supplemental Information Form (Ref# 61261)

Form Status: Saved

Tier 1 Project: High School Project Phase 2 Practice Field & Track - 20220829124351
 BG Number: 23-120 District: Woodford County (HB678) (601)
 Status: Active Phase: Project Initiation (View Checklist)

Contract: Rising Sun Developing, Inc., 0002, General Trades
 Type: CM Bid Package Proposed

Change Order Number	02-04
Time Extension Required	No
Date Of Change Order	11/16/2024
Change Order Amount To Date	Decrease

Construction Contingency

Calculations below are project wide. Remaining negative Construction Contingency may require the submission of a revised BG1.

Current Approved Amount	\$684,002.00
Net Approved COs	\$341,480.32
Remaining After Approved COs	\$342,521.68
Net All COs	\$340,103.66
Remaining After All COs	\$343,898.34

This Requested Change Order Amount (\$1,376.66)

+/-

Change In A/E Fee This Change Order \$0.00

+/-

Change In CM Fee This Change Order \$0.00

+/-

Remaining Construction Contingency \$304,650.89

Balance

Contract Change Requested By Architect/Engineer

Contract Change Reason Code Reduction of Scope

Change Order Description And Justification

Electrical outlets removed from fence due to fence alternate not being accepted.

Cost Benefit To Owner

Cost savings to the owner for scope that is no longer required or needed.

Contract unit prices have been utilized No
to support the cost associated with this
change order.

Detailed Cost Breakdown

Contract unit prices have not been utilized, provide a detailed cost breakdown which
separates labor, material, profit and overhead.

Detail Item	Amount	Percent of Total
Labor	(\$957.65)	69.56%
Materials	(\$419.01)	30.44%
Profit and Overhead		0.00%
Bond Insurance		0.00%
Cost Breakdown Total:	\$-1,376.66	

Cost for this Change Order supported No
by an alternate bid or competitive price
quote

Explain Why

Pricing was reviewed by CM and Design Team and deemed to be accurate and fair.

**Change Order Supplemental Information Form Signature
Page (Online Form Ref# 61261)**



Architect

11/16/2024

Date



11/16/2024

Construction Manager

Date

Finance Officer

Date

Local Board of Education Designee

Date



AIA®

Document G731™ – 2019

Change Order, Construction Manager as Adviser Edition**PROJECT:** *(name and address)*Woodford County High School Phase 2
145 School House Road, Versailles, KY
40383**OWNER:** *(name and address)*Woodford County Board of Education
330 Pisgah Pike, Versailles, KY 40383**CONTRACTOR:** *(name and address)*Olympic Construction, LLC
Nicholasville, KY 40383**CONTRACT INFORMATION:**Contract For: BP05
Date: September 19, 2024**ARCHITECT:** *(name and address)*RossTarrant Architects
101 Old Lafayette Avenue,
Lexington, KY 40502**CHANGE ORDER INFORMATION:**Change Order Number: 05-01
Date: 11/16/2024**CONSTRUCTION MANAGER:** *(name and address)*Trace Creek Construction, Inc.
127 Market St., Vanceburg, KY 41179**THE CONTRACT IS CHANGED AS FOLLOWS:***(Insert a detailed description of the change and, if applicable, attach or reference specific exhibits. Also include agreed upon adjustments attributable to executed Construction Change Directives.)*

PR 06-Bleachers

The original Contract Sum was	\$	874,389.66
Net change by previously authorized Change Orders	\$	0.00
The Contract Sum prior to this Change Order was	\$	874,389.66
The Contract Sum will be increased by this Change Order in the amount of	\$	306,035.70
The new Contract Sum including this Change Order will be	\$	1,180,425.36

The Contract Time will be increased by Thirty-Six (36) days.
The Contractor's Work shall be substantially complete on 2/10/2025.**NOTE:** This Change Order does not include adjustments to the Contract Sum or Guaranteed Maximum Price, or the Contract Time, that have been authorized by Construction Change Directive until the cost and time have been agreed upon by both the Owner and Contractor, in which case a Change Order is executed to supersede the Construction Change Directive.**NOT VALID UNTIL SIGNED BY THE ARCHITECT, CONSTRUCTION MANAGER, CONTRACTOR, AND OWNER.**

RossTarrant Architects

ARCHITECT *(Firm name)***SIGNATURE**

Michael Hughes, Project Manager

PRINTED NAME AND TITLE

11/16/2024

DATE:

Olympic Construction, LLC

CONTRACTOR *(Firm name)***SIGNATURE****PRINTED NAME AND TITLE****DATE:**

Trace Creek Construction, Inc.

CONSTRUCTION MANAGER *(Firm name)***SIGNATURE**

Clay Ratliff, Vice President

PRINTED NAME AND TITLE

11/16/2024

DATE:

Woodford County Board of Education

OWNER *(Firm name)***SIGNATURE****PRINTED NAME AND TITLE****DATE:**

FACPAC Contract Change Order Supplemental Information Form (Ref# 61262)

Form Status: Saved

Tier 1 Project: High School Project Phase 2 Practice Field & Track - 20220829124351
BG Number: 23-120 District: Woodford County (HB678) (601)
Status: Active Phase: Project Initiation (View Checklist)

Contract: Olympic Construction, LLC, 0005, Concession and Restroom Building
Type: CM Bid Package Proposed

Change Order Number	05-01
Time Extension Required	Yes
If Yes Number Of Days	36
Date Of Change Order	11/16/2024
Change Order Amount To Date	Increase

Construction Contingency

Calculations below are project wide. Remaining negative Construction Contingency may require the submission of a revised BG1.

Current Approved Amount	\$684,002.00
Net Approved COs	\$341,480.32
Remaining After Approved COs	\$342,521.68
Net All COs	\$646,139.36
Remaining After All COs	\$37,862.64

This Requested Change Order Amount \$306,035.70

+/-

Change In A/E Fee This Change Order \$17,444.03

+/-

Change In CM Fee This Change Order \$13,771.60

+/-

Remaining Construction Contingency (\$32,600.44)

Balance

Contract Change Requested By

Local Board of Education; Owner

Contract Change Reason Code

Expansion of Scope

Change Order Description And Justification

Include all site, concrete, and utilities to allow for future 2,500 student grandstand and upgraded athletic lighting.

Cost Benefit To Owner

Prepares the owner for future expansion of seating.

Contract unit prices have been utilized Yes
to support the cost associated with this
change order.

Detailed Cost Breakdown

Contract unit prices have not been utilized, provide a detailed cost breakdown which separates labor, material, profit and overhead.

Detail Item	Amount	Percent of Total
Labor	\$131,705.90	43.04%
Materials	\$146,934.50	48.01%
Profit and Overhead	\$27,395.30	8.95%
Bond Insurance		0.00%
Cost Breakdown Total:	\$306,035.70	

Cost for this Change Order supported No
by an alternate bid or competitive price
quote

Explain Why

Pricing has been reviewed by CM and Design Team and deemed to be fair and accurate.

Change Order Supplemental Information Form Signature Page (Online Form Ref# 61262)



Architect

11/16/2024

Date



Construction Manager

11/16/2024

Date

Finance Officer

Date

Local Board of Education Designee

Date