













Jefferson County Board of Education

After soliciting community input, the Jefferson County Board of Education (JCBE) approved a set of priorities for the next five years. As part of the Student Outcomes-Focused Governance (SOFG) framework, the JCBE adopted goals and guardrails to help guide the Board's decision-making.

The JCBE approved **five goals**:

- 
Goal 1: Elementary School Academic Readiness: The percentage of 5th-grade students who score “ready” on the JCPS Academic Readiness measures will increase from % in June 2025 to % by June 2030.
(Baseline data and annual goals and targets will be established in August 2025)
- 
Goal 2: Middle School Academic Readiness: The percentage of 8th-grade students who score “ready” on the JCPS Academic Readiness measures will increase from % in June 2025 to % by June 2030.
(Baseline data and annual goals and targets will be established in August 2025)
- 
Goal 3: High School Academic Readiness: The percentage of 12th-grade students who score “ready” on the JCPS Academic Readiness measures will increase from % in June 2025 to % by June 2030.
(Baseline data and annual goals and targets will be established in August 2025)
- 
Goal 4: 3rd Grade Literacy: The percentage of 3rd-grade students who met or exceeded their expected growth and/or achievement benchmarks (50th percentile) in Reading according to the Spring MAP assessment will increase from 66% in June 2024 to 81% by June 2030.
 Annual Targets: SY24-25 =68%; SY25-26=70%; SY26-27=72%; SY27-28=75%; SY28-29=78%; SY29-30=81%
- 
Goal 5: 8th Grade Numeracy: The percentage of 8th-grade students who met or exceeded their expected growth and/or achievement benchmarks (50th percentile) in Math according to the Spring Map assessment will increase from 61% in June 2024 to 76% by June 2030.
 Annual Targets: SY24-25 =63%; SY25-26=65%; SY26-27=67%; SY27-28=70%; Y28-29=73%; SY29-30=76%

The JCBE also approved **five guardrails**:

- 
Guardrail 1: Protect Safety: JCPS shall not allow unsafe conditions (either socially, emotionally, or physically).
- 
Guardrail 2 Protect Racial Equity JCPS shall not make significant decisions without first ensuring alignment with the Racial Equity Plan.
- 
Guardrail 3: Protect Inclusive Decision Making: JCPS shall not make significant decisions without collaborating with impacted stakeholders.
- 
Guardrail 4: Protect Fair Spending: JCPS shall not allow inequitable resource allocation for ECE students and/or ML students.
- 
Guardrail 5: Protect Appropriate Testing: JCPS shall not utilize more than the minimum number of district-mandated assessments to monitor student outcomes.

Goals and Annual Targets

	Baseline	Annual Targets					Goal
	2024	2025	2026	2027	2028	2029	2030
Goal 1: Elementary School Academic Readiness (5th grade) - <i>in development</i>		TBD	TBD	TBD	TBD	TBD	TBD
🌟 Interim Goal 1.1 3rd Grade Reading	45%	47%	50%	55%			
🌟 Interim Goal 1.2 4th Grade Math	39%	41%	44%	49%			
🌟 Interim Goal 1.3 4th Grade Milestones <i>in development</i>		TBD	TBD	TBD			
Goal 2: Middle School Academic Readiness (8th grade) - <i>in development</i>		TBD	TBD	TBD	TBD	TBD	TBD
🌟 Interim Goal 2.1 6th Grade Reading	45%	47%	50%	55%			
🌟 Interim Goal 2.2 7th Grade Math	30%	32%	35%	40%			
🌟 Interim Goal 2.3 7th Grade Milestones <i>in development</i>		TBD	TBD	TBD			
Goal 3: High School Academic Readiness (12th grade) - <i>in development</i>		TBD	TBD	TBD	TBD	TBD	TBD
🌟 Interim Goal 3.1 9th Grade Reading	41%	43%	45%	50%			
🌟 Interim Goal 3.2 10th Grade Math	16%	18%	21%	26%			
🌟 Interim Goal 3.3 10th Grade Milestones <i>in development</i>		TBD	TBD	TBD			
Goal 4: 3rd Grade Literacy	66%	68%	70%	72%	75%	78%	81%
🌟 Interim Goal 4.1 1st Grade Reading	64%	66%	69%	74%			
🌟 Interim Goal 4.2 2nd Grade Reading	65%	67%	70%	75%			
🌟 Interim Goal 4.3 3rd Grade Evidence of Learning Check <i>in development</i>		TBD	TBD	TBD			
Goal 5: 8th Grade Numeracy	61%	63%	65%	67%	70%	73%	76%
🌟 Interim Goal 5.1 6th Grade Math	55%	57%	60%	65%			
🌟 Interim Goal 5.2 7th Grade Math	57%	59%	62%	67%			
🌟 Interim Goal 5.3 8th Grade Evidence of Learning Check <i>in development</i>		TBD	TBD	TBD			

Note: NEW interims will have to be set after current annual targets expire (2027). These may stay the same if they are considered to be quality interims that are predictive of the overall goal being met, and/or may be changed/adjusted if Supt. believes there are better interims. The board will receive updates before the current interims expire.

Guardrails and Annual Targets

	2024	2025	2026	2027	2028	2029	2030
Guardrail 1: Protect Safety							
🌟 Interim Guardrail 1.1 Bullying/Harassment Resolution Time	53%	58%	63%	68%			
🌟 Interim Guardrail 1.2 Operations and IT Completion Time	<i>in development</i>						
🌟 Interim Guardrail 1.3 Staff Perceptions of Safety	73%	76%	78%	80%			
Guardrail 2 Protect Racial Equity							
🌟 Interim Guardrail 2.1 Equity Screener Scores	<i>in development</i>						
🌟 Interim Guardrail 2.2 REAP Decisions	90%	94%	97%	100%			
🌟 Interim Guardrail 2.3 Louisville Teacher Residency Retention Rate	87%	88%	89%	91%			
Guardrail 3: Protect Inclusive Decision Making							
🌟 Interim Guardrail 3.1 Staff Perceptions of Teacher Voice & Leadership	77%	79%	82%	85%			
🌟 Interim Guardrail 3.2 Parent & Staff Communication	52%	56%	61%	66%			
🌟 Interim Guardrail 3.3 Collaborative District and School Leadership Team	<i>in development</i>						
Guardrail 4: Protect Fair Spending							
🌟 Interim Guardrail 4.1 ECE Least Restrictive Environment	56%	57%	58%	59%			
🌟 Interim Guardrail 4.2 English Language Progress	56% (2023)	59%	61%	63%			
🌟 Interim Guardrail 4.3 Technological Support	<i>in development</i>						
Guardrail 5: Protect Appropriate Testing							
🌟 Interim Guardrail 5.1 Backpack Milestones	<i>in development</i>						
🌟 Interim Guardrail 5.2 Defense of Learning	<i>in development</i>						
🌟 Interim Guardrail 5.3 Assessment Integrity	<i>in development</i>						