

# Fall Accountability Overview

KRS 158.6455


- Kentucky's Accountability System, [703 KAR 5:270](#), became effective Nov. 30, 2021.
- Exclusive list of accountability indicators are based on **Status (current year performance)** and **Change (difference between prior year and current year status score)**.
  - State Assessment Results in Reading and Mathematics;
  - State Assessment Results in Science, Social Studies and Writing (on-demand and editing/mechanics);
  - Progress on English Language Proficiency;
  - Quality of School Climate and Safety;
  - Postsecondary Readiness (high school only); and
  - Graduation Rate (high school only)
  - An Overall Performance Rating combines all available indicators.

# Overall Designations and Indicator Ratings

- An overall performance score combines performance on the exclusive state indicators for elementary, middle and high schools.
- Indicator ratings will be reported using a color rating system to communicate the performance of schools, with blue being the highest rating and red being the lowest rating.
- Color ratings include five performance levels from highest to lowest, Blue, Green, Yellow, Orange and Red.

Note: School Report Card will be released later this calendar year.





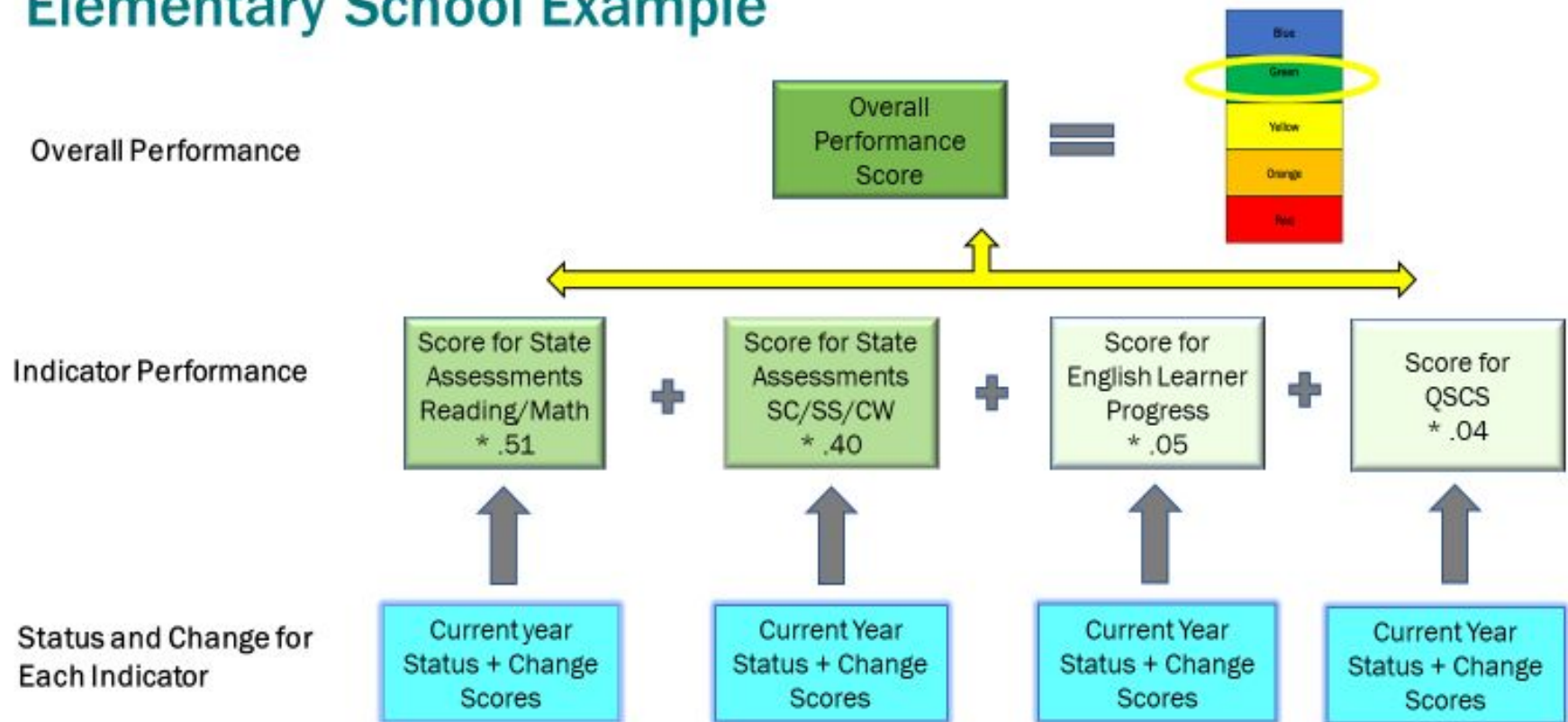
	State Assessment Results (Reading and Math)	State Assessment Results (Science, Social Studies, and Writing)	English Learner Progress	Quality of School Climate and Safety	Post-secondary Readiness	Graduation Rate (4- and 5-year cohort)
Elementary	51	40	5	4		
Middle	46	45	5	4		
High	45	20	5	4	20	6

Federal law requires the greatest emphasis on Reading and Mathematics and English Language progress at elementary and middle schools. At high school, federal law requires emphasis on Reading and Mathematics and Graduation Rate.

Minimum N-Count

**Accountability Weights**

# Elementary School Example



Status and Change for Each Indicator



# Middle School Example

Overall Performance

Overall  
Performance  
Score

=



Indicator Performance

Score for State  
Assessments  
Reading/Math  
\* .46

+

Score for State  
Assessments  
SC/SS/CW  
\* .45

+

Score for  
English Learner  
Progress  
\* .05

+

Score for  
QSCS  
\* .04

Status and Change for  
Each Indicator

Current year  
Status + Change  
Scores

Current year  
Status + Change  
Scores

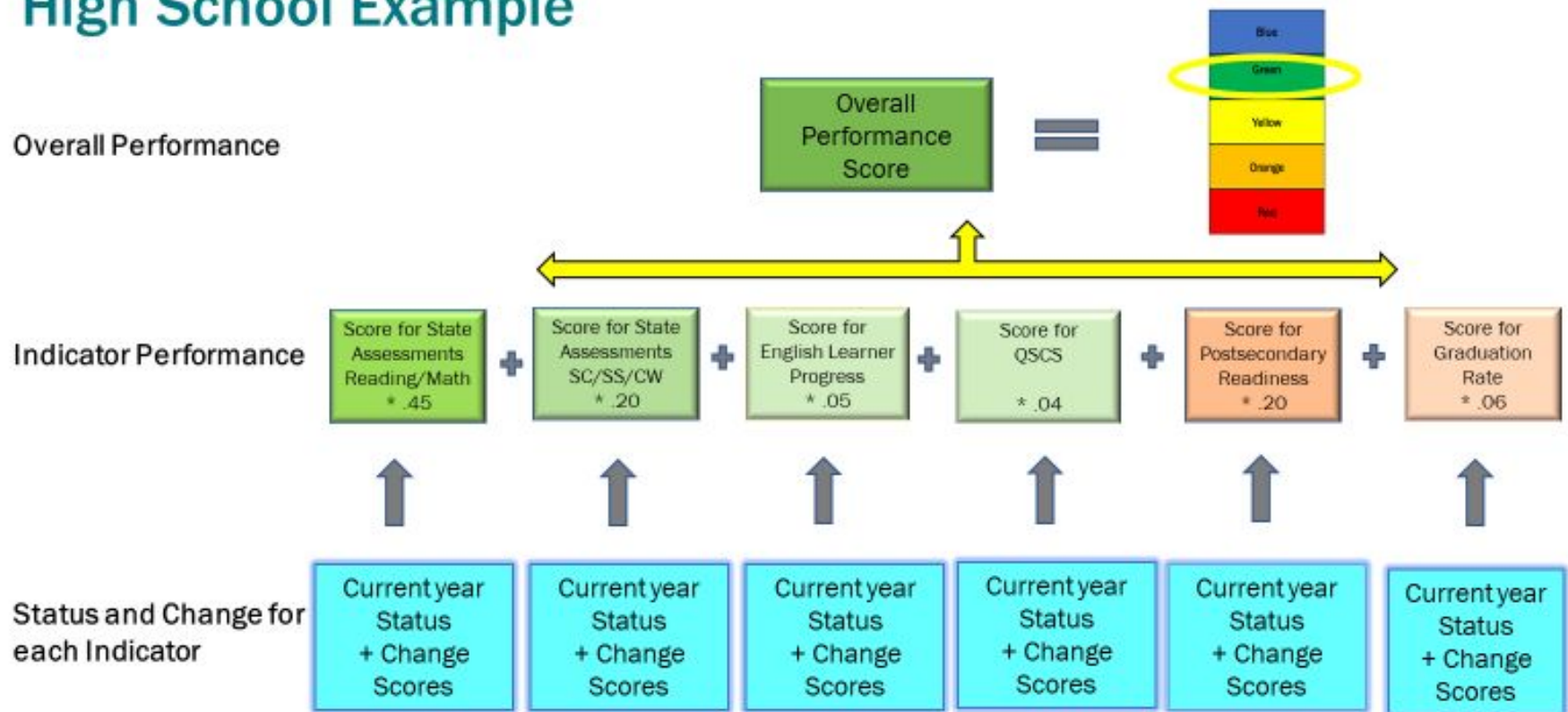
Current year  
Status + Change  
Scores

Current year  
Status + Change  
Scores



Kentucky Department of  
**EDUCATION**

# High School Example



# Status and Change

- The **status score** represents the current year outcome for a given indicator. It is calculated according to the metric described in the performance level descriptors.
- **Change Score** are a simple subtraction of Prior Year Status Scores from Current Year Status Scores
- They are calculated the same way for every indicator.

Current Year Status Score - Prior Year Status Score = Change Score

*For example: 2024 Status Score - 2023 Status Score = Change*

- Prior Year Status Scores are used to calculate Change Scores
- Change scores from prior years are not used in any calculations.

# Indicator Scores

- Indicator Scores are a simple combination of Status Scores and Change Scores
- They are calculated the same way for every Indicator.

**Current Year Status Score + Change Score = Indicator Score**

*For example: 2024 Status Score + 2024 Change Score = Indicator Score*

- Indicator scores are used to calculate the Overall Score



# Indicator Performance Ratings

Indicator Performance Rating (color rating based on combination of Status and Change for each indicator)

CHANGE 

↑  
STATUS

Status and Change Ratings	Declined Significantly from Prior Year	Declined from Prior Year	Maintained from Prior Year	Increased from Prior Year	Increased Significantly from Prior Year
Very High in Current Year	Yellow	Green	Blue	Blue	Blue
High in Current Year	Yellow	Yellow	Green	Green	Blue
Medium in Current Year	Orange	Orange	Yellow	Green	Green
Low in Current Year	Red	Orange	Orange	Yellow	Yellow
Very Low in Current Year	Red	Red	Red	Orange	Yellow

# Things to Know

- Public Reporting - Oct. 3 will be in [Open House](#)
- School Report Card will be released at a late date.
- Student scores of performance level (NAPD) have been released to schools and teachers as of August 4th.
- Educlimber and MAP to assist with data analysis
- September 3rd - set aside time to look over data