

AP Trends and Data

Franklin-Simpson High School
September 2024

2023 vs 2024

2023

- 180 total AP Exam Taking Students
- 234 AP tests given
- 105 Students with a passing score of 3+
- 58.3% Student Pass Rate

2024

- 174 total AP Exam Taking Students
- 248 AP tests given
- 98 Students with a passing score of 3+
- 56.3% Student Pass Rate

2023 to 2024 Enrollment Facts About Each AP Course

- Calculus—Total Enrollment: 15→13
- Statistics—Total Enrollment: 12→12
- Pre-Calculus—Total Enrollment: 28→24
- English Lit—Total Enrollment: 16→14
- Eng Lang—Total Enrollment: 22→21
- US History—Total Enrollment: 33→33
- Human Geo—Total Enrollment: 55→49
- World Civ—Total Enrollment: 58→48
- Psychology—Total Enrollment: 43 →39 (2022 to 2024)

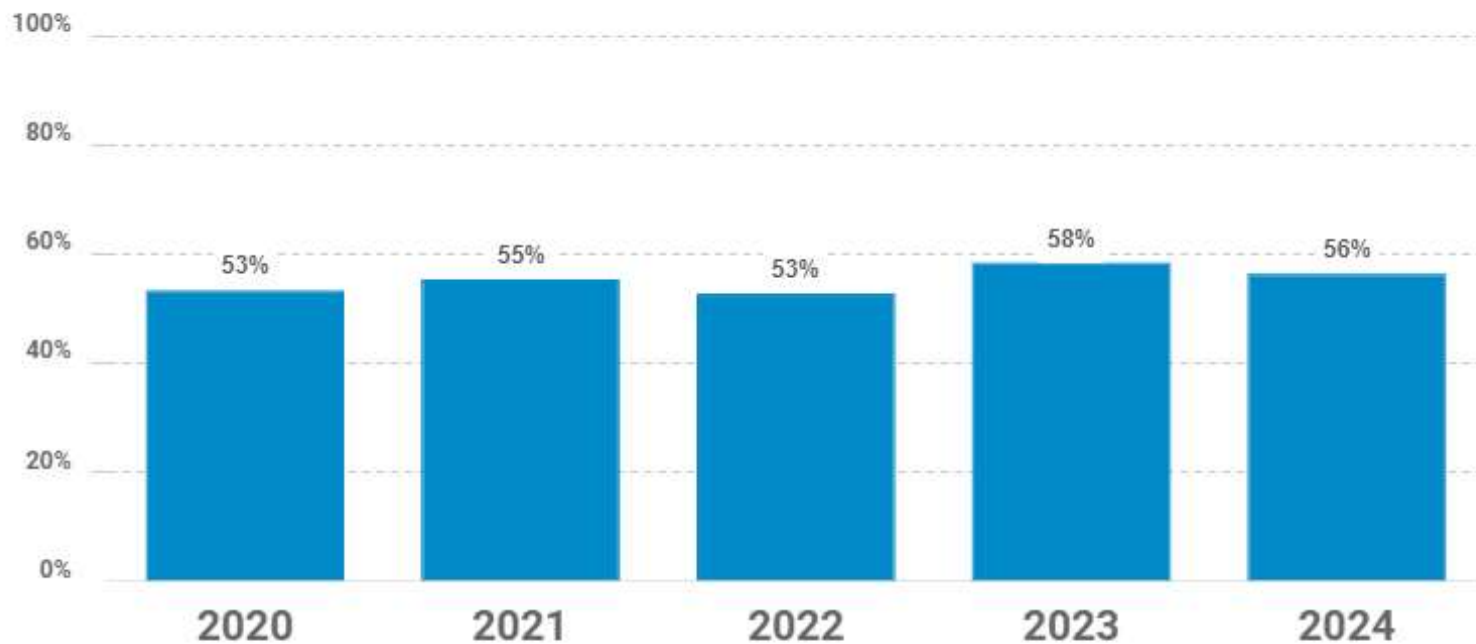
2023 to 2024 Enrollment Facts About Each DC Course

- College Algebra—Total Enrollment: 38→42
- ENG 101—Total Enrollment: 67→62
- ENG 102—Total Enrollment: 33→35
- ENG 161—Total Enrollment: 8→22
- COM 181—Total Enrollment: 23→35
- PSY 110—Total Enrollment: 15→19
- HIS 109—Total Enrollment: 30→27
- Welding DC—Total Enrollment: 76→66
- Med Term DC —Total Enrollment: 66→61
- CIT 105 —Total Enrollment: 31→22
- Construction DC —Total Enrollment: 45→43
- EDU 250—Total Enrollment: 14→16
- CUL 125—Total Enrollment: NEW→17

5 Year School Summary

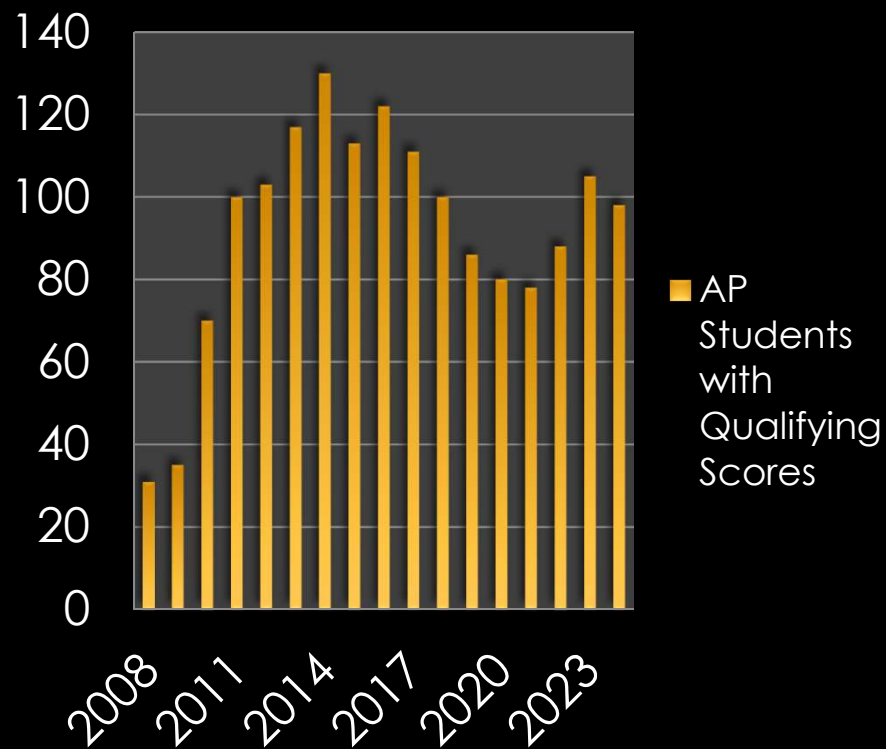


% OF TOTAL AP STUDENTS WITH SCORES 3+

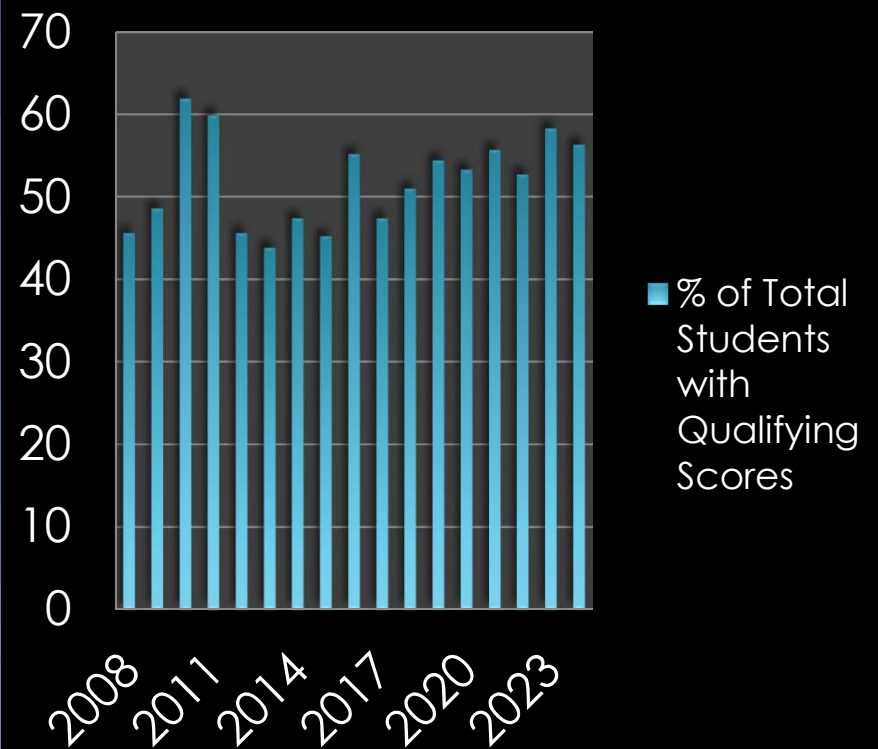


15-Year School Score Summary

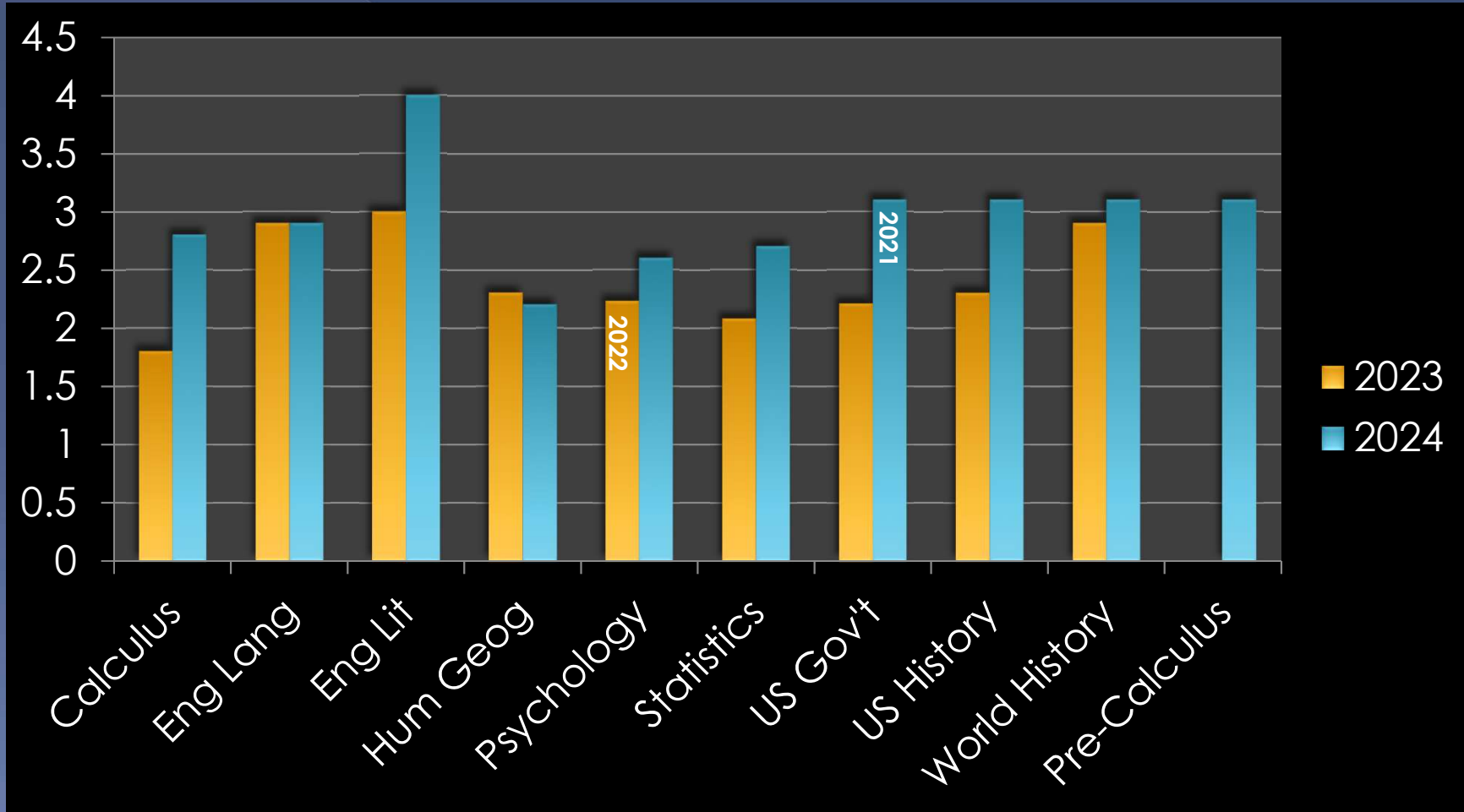
AP Students with Qualifying Scores



% of Total Students with Qualifying Scores

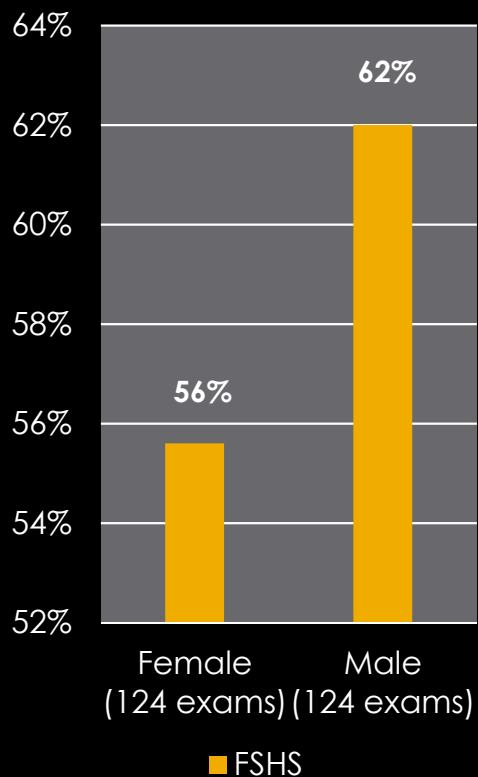


Change in Mean Scores 2023 to 2024

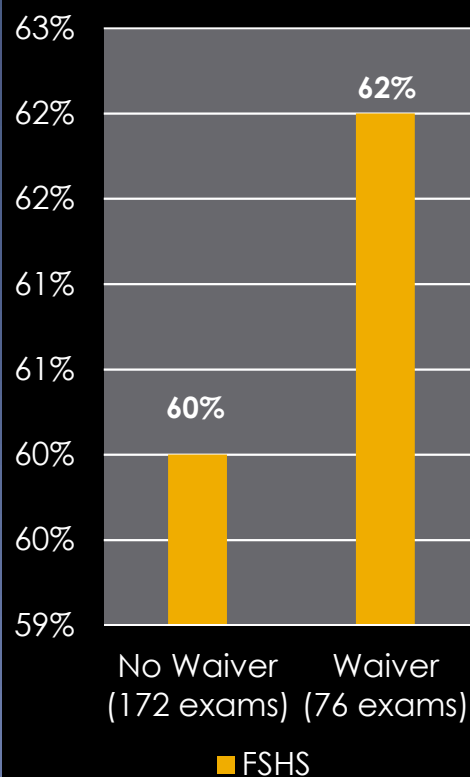


Demographic Summary

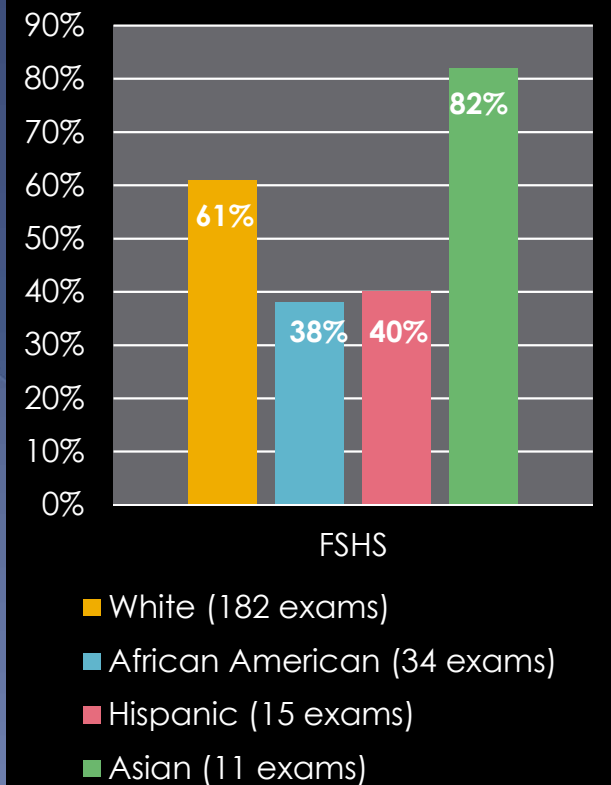
% Passing by Gender



% Passing by F/R Lunch Status



% Passing by Ethnicity



AP Scholar Awards

▶ AP Scholars—students scoring 3 or higher on three or more AP Exams

- ☺ 2015- 23 students; 2016- 34 students; 2017-20 students; 2018-9 students; 2019-14 students;
- ☺ 2020-16 students; 2021-11 students; 2022-12 students; 2023-19 students; 2024-19 students

▶ AP Scholar with Honor—students scoring an average of at least a 3.25 on all AP exams taken and a 3 or higher on four or more of these exams

- ☺ 2015-4 students; 2016-4 students; 2017-14 students; 2018-10 students; 2019-6 students;
- ☺ 2020-3 students; 2021-7 students; 2022-3 students; 2023-6 students; 2024-7students

▶ AP Scholar with Distinction—students scoring an average of at least a 3.5 on all AP exams taken and a 3 or higher on five or more of these exams

- ☺ 2015- 2 students; 2016- 6 students; 2017-7 students; 2018-13 students; 2019-12 students;
- ☺ 2020- 4 students; 2021-1 student; 2022-5 students; 2023-5 students; 2024-13 students

▶ National AP Scholar—students scoring an average of at least a 4 on all AP exams taken and a 4 or higher on eight or more of these exams

- ☺ 2020-1 student: Ben Hall (last year it was awarded)
- ☺ 2019-1 student: Brianna Moyers
- ☺ 2018-1 student: Will Randolph
- ☺ 2017-1 student: Adam Eaton
- ☺ 2014-1 student: Robin Tyler
- ☺ 2013-1 student: Rachel Griggs