

# Site Visit - Construction Observation

PROJECT:	5056-01 Trans District Sup Fac 5056-01	DATE:	8/14/2024
VISIT NAME:	Construction Progress Site Visit	REPORT NO:	025
AUTHOR:	David Vaught	STATUS:	Final

VISIT DETAILS

WEATHER:	Mostly Sunny. High in the low 90's.	START TIME:	11:30 AM
		END TIME:	2:00 PM


GENERAL COMMENTS: A construction progress site visit was conducted on August 14, 2024. The following items were noted.

PARTICIPANT NAME	COMPANY	TITLE	EMAIL
David Vaught	GRW	Project Manager	DVaught@grwinc.com

OBSERVATIONS


# Site Visit - Construction Observation

DATE: 8/14/2024  
 VISIT NAME: Construction  
 Progress Site Visit  
 REPORT NO: 025

ITEM	REMARKS	DISCUSSION	PHOTO	
025-001	<p>Provide masonry stain prevention per specification section 042000 1.9 C.</p> <p>Provide masonry cleaner per specification section 042000 2.12.</p> <p>Provide final masonry cleaning per specification section 042000 3.14 D.</p> <p>Provide final cast stone masonry cleaning per specification section 047200 3.5 D.</p> <p>Provide final stone masonry cleaning per specification section 047323 adjusting and cleaning.</p> <p>Storefront framing installation in progress.</p> <p>Wall coping installation in progress.</p> <p>Steel bollard installation in progress. Paint color to be Pewter Cast SW 7673 adjacent to building.</p> <p>Joint sealant installation in progress.</p> <p>Provide sealant color mock up for final review and approval for stone masonry, brick veneer, cast stone, and storefront framing.</p>			
	SPACE:	001 - NORTH ELEVATION	SUBJECT:	8/14/24 at 12:36 PM
	CATEGORY:	Masonry / Cast Stone / Stone Masonry	REFERENCE:	042000 / 047200 / 047323


# Site Visit - Construction Observation

DATE: 8/14/2024  
 VISIT NAME: Construction  
 Progress Site Visit  
 REPORT NO: 025

ITEM	REMARKS	DISCUSSION	PHOTO
025-002	<p>Provide masonry stain prevention per specification section 042000 1.9 C.            Provide masonry cleaner per specification section 042000 2.12.            Provide final masonry cleaning per specification section 042000 3.14 D.            Provide final cast stone masonry cleaning per specification section 047200 3.5 D.            Provide final stone masonry cleaning per specification section 047323 adjusting and cleaning.            Sectional door installation in progress.            Wall coping installation in progress.            Steel bollard installation in progress. Paint color to be Pewter Cast SW 7673 adjacent to building.            Joint sealant installation in progress.            Provide sealant color mock up for final review and approval for stone masonry, brick veneer, cast stone, and storefront framing.</p>		
SPACE:	002 - SOUTH ELEVATION	SUBJECT:	8/14/24 at 12:36 PM
CATEGORY:	Masonry / Cast Stone / Stone Masonry	REFERENCE:	042000 / 047200 / 047323


# Site Visit - Construction Observation

DATE: 8/14/2024  
 VISIT NAME: Construction  
 Progress Site Visit  
 REPORT NO: 025

ITEM	REMARKS	DISCUSSION	PHOTO
025-003	<p>Provide concrete unit masonry repairing, pointing, and cleaning per specification section 042200 3.11.</p> <p>Sectional door installation in progress.</p> <p>Joint sealant installation in progress.</p> <p>Provide sealant color mock up for final review and approval at concrete unit masonry.</p> <p>Prepare steel decking, joist framing, concrete unit masonry, to receive paint finish per specification section 099123 3.2</p>		
SPACE:	003 - EAST ELEVATION	SUBJECT:	8/14/24 at 12:37 PM
CATEGORY:	Masonry / Cast Stone / Stone Masonry	REFERENCE:	042000 / 047200 / 047323


## Site Visit - Construction Observation

DATE: 8/14/2024  
 VISIT NAME: Construction  
 Progress Site Visit  
 REPORT NO: 025

ITEM	REMARKS	DISCUSSION	PHOTO								
025-004	<p>Provide concrete unit masonry repairing, pointing, and cleaning per specification section 042200 3.11.</p> <p>Sectional door installation in progress.</p> <p>Joint sealant installation in progress.</p> <p>Provide sealant color mock up for final review and approval at concrete unit masonry.</p> <p>Prepare steel decking, joist framing, concrete unit masonry, to receive paint finish per specification section 099123 3.2</p>										
	<table border="1" style="width: 100%; border-collapse: collapse;"> <tr> <td style="width: 25%;">SPACE:</td> <td style="width: 35%;">143 - AUTOMATIC WASH BAY</td> <td style="width: 25%;">SUBJECT:</td> <td style="width: 15%;">8/14/24 at 12:37 PM</td> </tr> <tr> <td>CATEGORY:</td> <td>Masonry / Steel Decking / Joist Framing</td> <td>REFERENCE:</td> <td>042000 / 053100 / 052100</td> </tr> </table>	SPACE:	143 - AUTOMATIC WASH BAY	SUBJECT:	8/14/24 at 12:37 PM	CATEGORY:	Masonry / Steel Decking / Joist Framing	REFERENCE:	042000 / 053100 / 052100		
SPACE:	143 - AUTOMATIC WASH BAY	SUBJECT:	8/14/24 at 12:37 PM								
CATEGORY:	Masonry / Steel Decking / Joist Framing	REFERENCE:	042000 / 053100 / 052100								


## Site Visit - Construction Observation

DATE: 8/14/2024  
 VISIT NAME: Construction  
 Progress Site Visit  
 REPORT NO: 025

ITEM	REMARKS	DISCUSSION	PHOTO
025-005	<p>Provide concrete unit masonry repairing, pointing, and cleaning per specification section 042200 3.11.</p> <p>Sectional door installation in progress.</p> <p>Joint sealant installation in progress.</p> <p>Provide sealant color mock up for final review and approval at concrete unit masonry.</p> <p>Prepare steel decking, joist framing, concrete unit masonry, to receive paint finish per specification section 099123 3.2</p> <p>CMU stored on site.</p>		
	SPACE:	143 - AUTOMATIC WASH BAY	SUBJECT: 8/14/24 at 12:38 PM
	CATEGORY:	Masonry / Steel Decking / Joist Framing	REFERENCE: 042000 / 053100 / 052100


## Site Visit - Construction Observation

DATE: 8/14/2024  
 VISIT NAME: Construction  
 Progress Site Visit  
 REPORT NO: 025

ITEM	REMARKS	DISCUSSION	PHOTO
025-006	<p>Provide concrete unit masonry repairing, pointing, and cleaning per specification section 042200 3.11.            Remove mortar droppings / stains from hollow metal door frame.            Prepare metal door frame to receive paint finish per specification section 099123 3.2            Electrical box is not centered over door.            Ensure exit device is centered over door.</p>		
	SPACE: 143 - AUTOMATIC WASH BAY	SUBJECT:	8/14/24 at 12:38 PM
	CATEGORY: Masonry / Metal Frames / Boxes Electrical	REFERENCE:	042000 / 081113 / 260533

# Site Visit - Construction Observation


DATE: 8/14/2024  
 VISIT NAME: Construction  
 Progress Site Visit  
 REPORT NO: 025

ITEM	REMARKS	DISCUSSION	PHOTO
025-007	<p>Provide concrete unit masonry repairing, pointing, and cleaning per specification section 042200 3.11.</p> <p>Overhead door installation in progress.</p> <p>Joint sealant installation in progress.</p> <p>Provide sealant color mock up for final review and approval at concrete unit masonry.</p> <p>Prepare steel decking, joist framing, concrete unit masonry, to receive paint finish per specification section 099123 3.2</p> <p>Fire suppression installation in progress</p> <p>Storm piping installation complete.</p>		
	SPACE:	145 - CIRCULATION	SUBJECT: 8/14/24 at 12:38 PM
	CATEGORY:	Masonry / Storm Piping / Fire suppression	REFERENCE: 042000 / 221319 / 211000




# Site Visit - Construction Observation

DATE: 8/14/2024  
 VISIT NAME: Construction  
 Progress Site Visit  
 REPORT NO: 025

ITEM	REMARKS	DISCUSSION	PHOTO
025-008	<p>Provide concrete unit masonry repairing, pointing, and cleaning per specification section 042200 3.11.</p> <p>Overhead door installation in progress.</p> <p>Joint sealant installation in progress.</p> <p>Provide sealant color mock up for final review and approval at concrete unit masonry.</p> <p>Prepare steel decking, joist framing, concrete unit masonry, to receive paint finish per specification section 099123 3.2</p> <p>Fire suppression installation in progress</p> <p>Storm piping installation complete.</p>		
	SPACE:	145 - CIRCULATION	SUBJECT: 8/14/24 at 12:39 PM
	CATEGORY:	Masonry / Storm Piping / Fire suppression	REFERENCE: 042000 / 221319 / 211000


## Site Visit - Construction Observation

DATE: 8/14/2024  
 VISIT NAME: Construction  
 Progress Site Visit  
 REPORT NO: 025

ITEM	REMARKS	DISCUSSION		PHOTO
025-009	<p>Provide concrete unit masonry repairing, pointing, and cleaning per specification section 042200 3.11.</p> <p>Joint sealant installation in progress.</p> <p>Provide sealant color mock up for final review and approval at concrete unit masonry.</p> <p>Prepare steel decking, joist framing, concrete unit masonry, to receive paint finish per specification section 099123 3.2</p> <p>Fire suppression installation in progress</p> <p>Storm piping installation complete.</p>			
SPACE:		144 - STORAGE ROOM	SUBJECT:	8/14/24 at 12:39 PM
CATEGORY:		Masonry / Storm Piping	REFERENCE:	042000 / 221319


# Site Visit - Construction Observation

DATE: 8/14/2024  
 VISIT NAME: Construction  
 Progress Site Visit  
 REPORT NO: 025

ITEM	REMARKS	DISCUSSION		PHOTO
025-010	<p>Provide concrete unit masonry repairing, pointing, and cleaning per specification section 042200 3.11.</p> <p>Joint sealant installation in progress.</p> <p>Provide sealant color mock up for final review and approval at concrete unit masonry.</p> <p>Prepare steel decking, joist framing, concrete unit masonry, to receive paint finish per specification section 099123 3.2</p> <p>Fire suppression installation in progress</p> <p>Storm piping installation complete.</p>			
SPACE:		144 - STORAGE ROOM	SUBJECT:	8/14/24 at 12:39 PM
CATEGORY:		Masonry / Storm Piping	REFERENCE:	042000 / 221319


## Site Visit - Construction Observation

DATE: 8/14/2024  
 VISIT NAME: Construction  
 Progress Site Visit  
 REPORT NO: 025

ITEM	REMARKS	DISCUSSION		PHOTO
025-011	Provide concrete unit masonry repairing, pointing, and cleaning per specification section 042200 3.11. Joint sealant installation in progress. Provide sealant color mock up for final review and approval at concrete unit masonry. Prepare steel decking, joist framing, concrete unit masonry, to receive paint finish per specification section 099123 3.2			
SPACE:		142 - TIRE STORAGE	SUBJECT:	8/14/24 at 12:40 PM
CATEGORY:		Masonry / Steel Decking / Joist Framing	REFERENCE:	042000 / 053100 / 052100


## Site Visit - Construction Observation

DATE: 8/14/2024  
 VISIT NAME: Construction  
 Progress Site Visit  
 REPORT NO: 025

ITEM	REMARKS	DISCUSSION		PHOTO
025-012	<p>Provide concrete unit masonry repairing, pointing, and cleaning per specification section 042200 3.11.</p> <p>Joint sealant installation in progress.</p> <p>Provide sealant color mock up for final review and approval at concrete unit masonry.</p> <p>Prepare steel decking, joist framing, concrete unit masonry, to receive paint finish per specification section 099123 3.2</p>			
SPACE:		142 - TIRE STORAGE	SUBJECT:	8/14/24 at 12:40 PM
CATEGORY:		Masonry / Steel Decking / Joist Framing	REFERENCE:	042000 / 053100 / 052100


## Site Visit - Construction Observation

DATE: 8/14/2024  
 VISIT NAME: Construction  
 Progress Site Visit  
 REPORT NO: 025

ITEM	REMARKS	DISCUSSION	PHOTO
025-013	<p>Provide concrete unit masonry repairing, pointing, and cleaning per specification section 042200 3.11.</p> <p>Overhead door installation in progress.</p> <p>Joint sealant installation in progress.</p> <p>Provide sealant color mock up for final review and approval at concrete unit masonry.</p> <p>Prepare steel decking, joist framing, concrete unit masonry, to receive paint finish per specification section 099123 3.2</p>		
SPACE:	142 - TIRE STORAGE	SUBJECT:	8/14/24 at 12:40 PM
CATEGORY:	Masonry / Steel Decking / Joist Framing	REFERENCE:	042000 / 053100 / 052100

## Site Visit - Construction Observation

DATE: 8/14/2024  
 VISIT NAME: Construction  
 Progress Site Visit  
 REPORT NO: 025

ITEM	REMARKS	DISCUSSION	PHOTO
025-014	Provide concrete unit masonry repairing, pointing, and cleaning per specification section 042200 3.11. Overhead door installation in progress. Joint sealant installation in progress. Provide sealant color mock up for final review and approval at concrete unit masonry. Prepare steel decking, joist framing, concrete unit masonry, to receive paint finish per specification section 099123 3.2		
SPACE:	142 - TIRE STORAGE	SUBJECT:	8/14/24 at 12:40 PM
CATEGORY:	Masonry / Steel Decking / Joist Framing	REFERENCE:	042000 / 053100 / 052100

## Site Visit - Construction Observation


DATE: 8/14/2024  
 VISIT NAME: Construction  
 Progress Site Visit  
 REPORT NO: 025

ITEM	REMARKS	DISCUSSION	PHOTO
025-015	<p>Provide concrete unit masonry repairing, pointing, and cleaning per specification section 042200 3.11.            Remove mortar droppings / stains from hollow metal door frame.            Prepare metal door frame to receive paint finish per specification section 099123 3.2            Joint sealant installation in progress.            Provide sealant color mock up for final review and approval at concrete unit masonry.            Prepare steel decking, joist framing, concrete unit masonry, to receive paint finish per specification section 099123 3.2</p>		
SPACE:	146 - CIRCULATION	SUBJECT:	8/14/24 at 12:40 PM
CATEGORY:	Masonry / Steel Decking / Joist Framing	REFERENCE:	042000 / 053100 / 052100




## Site Visit - Construction Observation

DATE: 8/14/2024  
 VISIT NAME: Construction  
 Progress Site Visit  
 REPORT NO: 025

ITEM	REMARKS	DISCUSSION	PHOTO
025-016	<p>Provide concrete unit masonry repairing, pointing, and cleaning per specification section 042200 3.11.</p> <p>Joint sealant installation in progress.</p> <p>Provide sealant color mock up for final review and approval at concrete unit masonry.</p> <p>Prepare steel decking, joist framing, concrete unit masonry, to receive paint finish per specification section 099123 3.2</p>		
SPACE:	153 - END OF BAY STORAGE	SUBJECT:	8/14/24 at 12:41 PM
CATEGORY:	Masonry / Steel Decking / Joist Framing	REFERENCE:	042000 / 053100 / 052100


# Site Visit - Construction Observation

DATE: 8/14/2024  
 VISIT NAME: Construction  
 Progress Site Visit  
 REPORT NO: 025

ITEM	REMARKS	DISCUSSION	PHOTO								
025-017	<p>Provide concrete unit masonry repairing, pointing, and cleaning per specification section 042200 3.11.</p> <p>Joint sealant installation in progress.</p> <p>Provide sealant color mock up for final review and approval at concrete unit masonry.</p> <p>Prepare steel decking, joist framing, concrete unit masonry, to receive paint finish per specification section 099123 3.2</p>										
	<table border="1" style="width: 100%; border-collapse: collapse;"> <tr> <td style="width: 25%;">SPACE:</td> <td style="width: 50%;">153 - END OF BAY STORAGE</td> <td style="width: 25%;">SUBJECT:</td> <td style="width: 20%;">8/14/24 at 12:41 PM</td> </tr> <tr> <td>CATEGORY:</td> <td>Masonry / Steel Decking / Joist Framing</td> <td>REFERENCE:</td> <td>042000 / 053100 / 052100</td> </tr> </table>	SPACE:	153 - END OF BAY STORAGE	SUBJECT:	8/14/24 at 12:41 PM	CATEGORY:	Masonry / Steel Decking / Joist Framing	REFERENCE:	042000 / 053100 / 052100		
SPACE:	153 - END OF BAY STORAGE	SUBJECT:	8/14/24 at 12:41 PM								
CATEGORY:	Masonry / Steel Decking / Joist Framing	REFERENCE:	042000 / 053100 / 052100								


## Site Visit - Construction Observation

DATE: 8/14/2024  
 VISIT NAME: Construction  
 Progress Site Visit  
 REPORT NO: 025

ITEM	REMARKS	DISCUSSION	PHOTO								
025-018	<p>Provide concrete unit masonry repairing, pointing, and cleaning per specification section 042200 3.11.</p> <p>Overhead door installation in progress.</p> <p>Joint sealant installation in progress.</p> <p>Provide sealant color mock up for final review and approval at concrete unit masonry.</p> <p>Prepare steel decking, joist framing, concrete unit masonry, to receive paint finish per specification section 099123 3.2</p>										
	<table border="1" style="width: 100%; border-collapse: collapse;"> <tr> <td style="width: 25%;">SPACE:</td> <td style="width: 35%;">141 - PARTS / INVENTORY</td> <td style="width: 25%;">SUBJECT:</td> <td style="width: 15%;">8/14/24 at 12:41 PM</td> </tr> <tr> <td>CATEGORY:</td> <td>Masonry / Steel Decking / Joist Framing</td> <td>REFERENCE:</td> <td>042000 / 053100 / 052100</td> </tr> </table>	SPACE:	141 - PARTS / INVENTORY	SUBJECT:	8/14/24 at 12:41 PM	CATEGORY:	Masonry / Steel Decking / Joist Framing	REFERENCE:	042000 / 053100 / 052100		
SPACE:	141 - PARTS / INVENTORY	SUBJECT:	8/14/24 at 12:41 PM								
CATEGORY:	Masonry / Steel Decking / Joist Framing	REFERENCE:	042000 / 053100 / 052100								


## Site Visit - Construction Observation

DATE: 8/14/2024  
 VISIT NAME: Construction  
 Progress Site Visit  
 REPORT NO: 025

ITEM	REMARKS	DISCUSSION	PHOTO	
025-019	<p>Provide concrete unit masonry repairing, pointing, and cleaning per specification section 042200 3.11.</p> <p>Joint sealant installation in progress.</p> <p>Provide sealant color mock up for final review and approval at concrete unit masonry.</p> <p>Prepare steel decking, joist framing, concrete unit masonry, to receive paint finish per specification section 099123 3.2</p>			
	SPACE:	140 - PARTS STORAGE	SUBJECT:	8/14/24 at 12:42 PM
	CATEGORY:	Masonry / Steel Decking / Joist Framing	REFERENCE:	042000 / 053100 / 052100


# Site Visit - Construction Observation

DATE: 8/14/2024  
 VISIT NAME: Construction  
 Progress Site Visit  
 REPORT NO: 025

ITEM	REMARKS	DISCUSSION	PHOTO	
025-020	<p>Provide masonry stain prevention per specification section 042000 1.9 C.</p> <p>Provide masonry cleaner per specification section 042000 2.12.</p> <p>Provide final masonry cleaning per specification section 042000 3.14 D.</p> <p>Storefront framing installation in progress.</p> <p>Joint sealant installation in progress.</p> <p>Provide sealant color mock up for final review and approval for stone masonry, brick veneer, cast stone, and storefront framing.</p> <p>Provide concrete unit masonry repairing, pointing, and cleaning per specification section 042200 3.11.</p> <p>Provide sealant color mock up for final review and approval at concrete unit masonry.</p> <p>Prepare steel framing, steel decking, joist framing, concrete unit masonry, to receive paint finish per specification section 099123 3.2</p> <p>Ensure all structural steel fasteners are properly installed.</p>			
	SPACE:	131 - CIRCULATION	SUBJECT:	8/14/24 at 12:43 PM
	CATEGORY:	Masonry / Steel Framing / Joist Framing	REFERENCE:	042000 / 051200 / 052100


# Site Visit - Construction Observation

DATE: 8/14/2024  
 VISIT NAME: Construction  
 Progress Site Visit  
 REPORT NO: 025

ITEM	REMARKS	DISCUSSION	PHOTO	
025-021	<p>Concrete column installation complete. Prepare steel framing, steel decking, joist framing, concrete unit masonry, to receive paint finish per specification section 099123 3.2</p> <p>Ensure all structural steel fasteners are properly installed.</p> <p>Rough carpentry installation in progress. Ensure wood blocking is not pressure treated. Pressure treated lumber will have a corrosive reaction to the aluminum wrap.</p>			
	SPACE:	138 - INSPECTION BAY 1	SUBJECT:	8/14/24 at 12:43 PM
	CATEGORY:	Concrete / Steel Framing / Rough Carpentry	REFERENCE:	033000 / 051200 / 061053


## Site Visit - Construction Observation

DATE: 8/14/2024  
 VISIT NAME: Construction  
 Progress Site Visit  
 REPORT NO: 025

ITEM	REMARKS	DISCUSSION	PHOTO	
025-022	<p>Concrete column installation complete. Prepare steel framing, steel decking, joist framing, concrete unit masonry, to receive paint finish per specification section 099123 3.2</p> <p>Ensure all structural steel fasteners are properly installed.</p> <p>Rough carpentry installation in progress. Ensure wood blocking is not pressure treated. Pressure treated lumber will have a corrosive reaction to the aluminum wrap.</p>			
	SPACE:	139 - INSPECTION BAY 2	SUBJECT:	8/14/24 at 12:44 PM
	CATEGORY:	Concrete / Steel Framing / Rough Carpentry	REFERENCE:	033000 / 051200 / 061053

# Site Visit - Construction Observation


DATE: 8/14/2024  
 VISIT NAME: Construction  
 Progress Site Visit  
 REPORT NO: 025

ITEM	REMARKS	DISCUSSION		PHOTO
025-023	<p>Provide concrete unit masonry repairing, pointing, and cleaning per specification section 042200 3.11.</p> <p>Joint sealant installation in progress.</p> <p>Provide sealant color mock up for final review and approval at concrete unit masonry.</p> <p>Prepare steel decking, joist framing, concrete unit masonry, to receive paint finish per specification section 099123 3.2</p>			
SPACE:		131 - CIRCULATION	SUBJECT:	8/14/24 at 12:44 PM
CATEGORY:		Masonry / Steel Framing / Joist Framing	REFERENCE:	042000 / 051200 / 052100




## Site Visit - Construction Observation

DATE: 8/14/2024  
 VISIT NAME: Construction  
 Progress Site Visit  
 REPORT NO: 025

ITEM	REMARKS	DISCUSSION	PHOTO								
025-024	<p>Provide concrete unit masonry repairing, pointing, and cleaning per specification section 042200 3.11.</p> <p>Joint sealant installation in progress.</p> <p>Provide sealant color mock up for final review and approval at concrete unit masonry.</p> <p>Prepare steel decking, joist framing, concrete unit masonry, to receive paint finish per specification section 099123 3.2</p> <p>Concrete column installation complete.</p> <p>Ensure all structural steel fasteners are properly installed.</p> <p>Rough carpentry installation in progress.</p> <p>Ensure wood blocking is not pressure treated.</p> <p>Pressure treated lumber will have a corrosive reaction to the aluminum wrap.</p>										
	<table border="1" style="width: 100%; border-collapse: collapse;"> <tr> <td style="width: 25%;">SPACE:</td> <td style="width: 30%;">132 - MAINTENANCE BAY 1</td> <td style="width: 25%;">SUBJECT:</td> <td style="width: 20%;">8/14/24 at 12:45 PM</td> </tr> <tr> <td>CATEGORY:</td> <td>Concrete / Steel Framing / Rough Carpentry</td> <td>REFERENCE:</td> <td>033000 / 051200 / 061053</td> </tr> </table>	SPACE:	132 - MAINTENANCE BAY 1	SUBJECT:	8/14/24 at 12:45 PM	CATEGORY:	Concrete / Steel Framing / Rough Carpentry	REFERENCE:	033000 / 051200 / 061053		
SPACE:	132 - MAINTENANCE BAY 1	SUBJECT:	8/14/24 at 12:45 PM								
CATEGORY:	Concrete / Steel Framing / Rough Carpentry	REFERENCE:	033000 / 051200 / 061053								


# Site Visit - Construction Observation

DATE: 8/14/2024  
 VISIT NAME: Construction  
 Progress Site Visit  
 REPORT NO: 025

ITEM	REMARKS	DISCUSSION	PHOTO								
025-025	<p>Provide concrete unit masonry repairing, pointing, and cleaning per specification section 042200 3.11.</p> <p>Joint sealant installation in progress.</p> <p>Provide sealant color mock up for final review and approval at concrete unit masonry.</p> <p>Prepare steel decking, joist framing, concrete unit masonry, to receive paint finish per specification section 099123 3.2</p> <p>Concrete column installation complete.</p> <p>Ensure all structural steel fasteners are properly installed.</p> <p>Rough carpentry installation in progress.</p> <p>Ensure wood blocking is not pressure treated.</p> <p>Pressure treated lumber will have a corrosive reaction to the aluminum wrap.</p>										
	<table border="1" style="width: 100%; border-collapse: collapse;"> <tr> <td style="width: 20%;">SPACE:</td> <td style="width: 30%;">133 - MAINTENANCE BAY 2</td> <td style="width: 20%;">SUBJECT:</td> <td style="width: 30%;">8/14/24 at 12:45 PM</td> </tr> <tr> <td>CATEGORY:</td> <td>Concrete / Steel Framing / Rough Carpentry</td> <td>REFERENCE:</td> <td>033000 / 051200 / 061053</td> </tr> </table>	SPACE:	133 - MAINTENANCE BAY 2	SUBJECT:	8/14/24 at 12:45 PM	CATEGORY:	Concrete / Steel Framing / Rough Carpentry	REFERENCE:	033000 / 051200 / 061053		
SPACE:	133 - MAINTENANCE BAY 2	SUBJECT:	8/14/24 at 12:45 PM								
CATEGORY:	Concrete / Steel Framing / Rough Carpentry	REFERENCE:	033000 / 051200 / 061053								


## Site Visit - Construction Observation

DATE: 8/14/2024  
 VISIT NAME: Construction  
 Progress Site Visit  
 REPORT NO: 025

ITEM	REMARKS	DISCUSSION	PHOTO								
025-026	<p>Provide concrete unit masonry repairing, pointing, and cleaning per specification section 042200 3.11.</p> <p>Joint sealant installation in progress.</p> <p>Provide sealant color mock up for final review and approval at concrete unit masonry.</p> <p>Prepare steel decking, joist framing, concrete unit masonry, to receive paint finish per specification section 099123 3.2</p> <p>Concrete column installation complete.</p> <p>Ensure all structural steel fasteners are properly installed.</p> <p>Rough carpentry installation in progress.</p> <p>Ensure wood blocking is not pressure treated.</p> <p>Pressure treated lumber will have a corrosive reaction to the aluminum wrap.</p>										
	<table border="1" style="width: 100%; border-collapse: collapse;"> <tr> <td style="width: 25%;">SPACE:</td> <td style="width: 30%;">133 - MAINTENANCE BAY 2</td> <td style="width: 25%;">SUBJECT:</td> <td style="width: 20%;">8/14/24 at 12:46 PM</td> </tr> <tr> <td>CATEGORY:</td> <td>Concrete / Steel Framing / Rough Carpentry</td> <td>REFERENCE:</td> <td>033000 / 051200 / 061053</td> </tr> </table>	SPACE:	133 - MAINTENANCE BAY 2	SUBJECT:	8/14/24 at 12:46 PM	CATEGORY:	Concrete / Steel Framing / Rough Carpentry	REFERENCE:	033000 / 051200 / 061053		
SPACE:	133 - MAINTENANCE BAY 2	SUBJECT:	8/14/24 at 12:46 PM								
CATEGORY:	Concrete / Steel Framing / Rough Carpentry	REFERENCE:	033000 / 051200 / 061053								


# Site Visit - Construction Observation

DATE: 8/14/2024  
 VISIT NAME: Construction  
 Progress Site Visit  
 REPORT NO: 025

ITEM	REMARKS	DISCUSSION	PHOTO								
025-027	<p>Provide concrete unit masonry repairing, pointing, and cleaning per specification section 042200 3.11.            Joint sealant installation in progress.            Provide sealant color mock up for final review and approval at concrete unit masonry.            Prepare steel decking, joist framing, concrete unit masonry, to receive paint finish per specification section 099123 3.2            Concrete column installation complete.            Ensure all structural steel fasteners are properly installed.            Rough carpentry installation in progress.            Ensure wood blocking is not pressure treated.            Pressure treated lumber will have a corrosive reaction to the aluminum wrap.</p>										
	<table border="1" style="width: 100%; border-collapse: collapse;"> <tr> <td style="width: 20%;">SPACE:</td> <td style="width: 30%;">135 - MAINTENANCE BAY 4</td> <td style="width: 20%;">SUBJECT:</td> <td style="width: 30%;">8/14/24 at 12:46 PM</td> </tr> <tr> <td>CATEGORY:</td> <td>Concrete / Steel Framing / Rough Carpentry</td> <td>REFERENCE:</td> <td>033000 / 051200 / 061053</td> </tr> </table>	SPACE:	135 - MAINTENANCE BAY 4	SUBJECT:	8/14/24 at 12:46 PM	CATEGORY:	Concrete / Steel Framing / Rough Carpentry	REFERENCE:	033000 / 051200 / 061053		
SPACE:	135 - MAINTENANCE BAY 4	SUBJECT:	8/14/24 at 12:46 PM								
CATEGORY:	Concrete / Steel Framing / Rough Carpentry	REFERENCE:	033000 / 051200 / 061053								


## Site Visit - Construction Observation

DATE: 8/14/2024  
 VISIT NAME: Construction  
 Progress Site Visit  
 REPORT NO: 025

ITEM	REMARKS	DISCUSSION	PHOTO								
025-028	<p>Provide concrete unit masonry repairing, pointing, and cleaning per specification section 042200 3.11.            Joint sealant installation in progress.            Provide sealant color mock up for final review and approval at concrete unit masonry.            Prepare steel decking, joist framing, concrete unit masonry, to receive paint finish per specification section 099123 3.2            Concrete column installation complete.            Ensure all structural steel fasteners are properly installed.            Rough carpentry installation in progress.            Ensure wood blocking is not pressure treated.            Pressure treated lumber will have a corrosive reaction to the aluminum wrap.</p>										
	<table border="1" style="width: 100%; border-collapse: collapse;"> <tr> <td style="width: 25%;">SPACE:</td> <td style="width: 30%;">137 - MAINTENANCE BAY 6</td> <td style="width: 25%;">SUBJECT:</td> <td style="width: 20%;">8/14/24 at 12:46 PM</td> </tr> <tr> <td>CATEGORY:</td> <td>Concrete / Steel Framing / Rough Carpentry</td> <td>REFERENCE:</td> <td>033000 / 051200 / 061053</td> </tr> </table>	SPACE:	137 - MAINTENANCE BAY 6	SUBJECT:	8/14/24 at 12:46 PM	CATEGORY:	Concrete / Steel Framing / Rough Carpentry	REFERENCE:	033000 / 051200 / 061053		
SPACE:	137 - MAINTENANCE BAY 6	SUBJECT:	8/14/24 at 12:46 PM								
CATEGORY:	Concrete / Steel Framing / Rough Carpentry	REFERENCE:	033000 / 051200 / 061053								


## Site Visit - Construction Observation


DATE: 8/14/2024  
 VISIT NAME: Construction  
 Progress Site Visit  
 REPORT NO: 025

ITEM	REMARKS	DISCUSSION	PHOTO	
025-029	<p>Provide concrete unit masonry repairing, pointing, and cleaning per specification section 042200 3.11.</p> <p>Joint sealant installation in progress.</p> <p>Provide sealant color mock up for final review and approval at concrete unit masonry.</p> <p>Prepare steel decking, joist framing, concrete unit masonry, to receive paint finish per specification section 099123 3.2</p> <p>Concrete column installation complete.</p> <p>Ensure all structural steel fasteners are properly installed.</p> <p>Rough carpentry installation in progress.</p> <p>Ensure wood blocking is not pressure treated.</p> <p>Pressure treated lumber will have a corrosive reaction to the aluminum wrap.</p>			
	SPACE:	139 - INSPECTION BAY 2	SUBJECT:	8/14/24 at 12:46 PM
	CATEGORY:	Concrete / Steel Framing / Rough Carpentry	REFERENCE:	033000 / 051200 / 061053

# Site Visit - Construction Observation


DATE: 8/14/2024  
 VISIT NAME: Construction  
 Progress Site Visit  
 REPORT NO: 025


ITEM	REMARKS	DISCUSSION	PHOTO	
025-030	Provide concrete unit masonry repairing, pointing, and cleaning per specification section 042200 3.11. Joint sealant installation in progress. Provide sealant color mock up for final review and approval at concrete unit masonry. Prepare steel decking, joist framing, concrete unit masonry, to receive paint finish per specification section 099123 3.2			
	SPACE:	139 - INSPECTION BAY 2	SUBJECT:	8/14/24 at 12:47 PM
	CATEGORY:	Masonry / Steel Framing / Joist Framing	REFERENCE:	042000 / 051200 / 052100

ITEM	REMARKS	DISCUSSION	PHOTO	
025-031	Prepare steel decking, joist framing, concrete unit masonry, to receive paint finish per specification section 099123 3.2			
	SPACE:	137 - MAINTENANCE BAY 6	SUBJECT:	8/14/24 at 12:47 PM
	CATEGORY:	Steel Framing / Joist Framing / Steel Decking	REFERENCE:	051200 / 052100 / 053100

## Site Visit - Construction Observation

DATE: 8/14/2024  
 VISIT NAME: Construction  
 Progress Site Visit  
 REPORT NO: 025


ITEM	REMARKS	DISCUSSION	PHOTO
025-032	Prepare steel decking, joist framing, structural framing to receive paint finish per specification section 099123 3.2 Ensure all structural steel fasteners are properly installed. Repair structural steel framing per specification section 051200 3.5.		
	SPACE: 135 - MAINTENANCE BAY 4	SUBJECT: 8/14/24 at 12:47 PM	
	CATEGORY: Steel Framing / Joist Framing / Steel Decking	REFERENCE: 051200 / 052100 / 053100	

ITEM	REMARKS	DISCUSSION	PHOTO
025-033	Prepare steel decking, joist framing, structural framing to receive paint finish per specification section 099123 3.2 Ensure all structural steel fasteners are properly installed. Repair structural steel framing per specification section 051200 3.5.		
	SPACE: 133 - MAINTENANCE BAY 2	SUBJECT: 8/14/24 at 12:47 PM	
	CATEGORY: Steel Framing / Joist Framing / Steel Decking	REFERENCE: 051200 / 052100 / 053100	




# Site Visit - Construction Observation

DATE: 8/14/2024  
 VISIT NAME: Construction  
 Progress Site Visit  
 REPORT NO: 025

ITEM	REMARKS	DISCUSSION	PHOTO	
025-034	<p>Concrete column installation complete. Prepare steel framing, steel decking, joist framing, concrete unit masonry, to receive paint finish per specification section 099123 3.2</p> <p>Ensure all structural steel fasteners are properly installed.</p> <p>Rough carpentry installation in progress. Ensure wood blocking is not pressure treated. Pressure treated lumber will have a corrosive reaction to the aluminum wrap.</p>			
	SPACE:	139 - INSPECTION BAY 2	SUBJECT:	8/14/24 at 12:49 PM
	CATEGORY:	Concrete / Steel Framing / Rough Carpentry	REFERENCE:	033000 / 051200 / 061053


## Site Visit - Construction Observation

DATE: 8/14/2024  
 VISIT NAME: Construction  
 Progress Site Visit  
 REPORT NO: 025

ITEM	REMARKS	DISCUSSION		PHOTO
025-035	Prepare steel decking, joist framing, structural framing to receive paint finish per specification section 099123 3.2 Ensure all structural steel fasteners are properly installed. Repair structural steel framing per specification section 051200 3.5.			
	SPACE:	139 - INSPECTION BAY 2	SUBJECT:	8/14/24 at 12:49 PM
	CATEGORY:	Steel Framing / Steel Decking	REFERENCE:	051200 / 053100


## Site Visit - Construction Observation

DATE: 8/14/2024  
 VISIT NAME: Construction  
 Progress Site Visit  
 REPORT NO: 025

ITEM	REMARKS	DISCUSSION	PHOTO	
025-036	<p>Provide final masonry cleaning per specification section 042000 3.14 D. Joint sealant installation in progress. Provide sealant color mock up for final review and approval at concrete unit masonry. Prepare steel decking, joist framing, steel framing, to receive paint finish per specification section 099123 3.2 Concrete column installation complete. Ensure all structural steel fasteners are properly installed. Rough carpentry installation in progress. Ensure wood blocking is not pressure treated. Pressure treated lumber will have a corrosive reaction to the aluminum wrap.</p>			
	SPACE:	139 - INSPECTION BAY 2	SUBJECT:	8/14/24 at 12:49 PM
	CATEGORY:	Concrete / Steel Framing / Rough Carpentry	REFERENCE:	033000 / 051200 / 061053


# Site Visit - Construction Observation

DATE: 8/14/2024  
 VISIT NAME: Construction  
 Progress Site Visit  
 REPORT NO: 025

ITEM	REMARKS	DISCUSSION	PHOTO								
025-037	<p>Provide final masonry cleaning per specification section 042000 3.14 D. Joint sealant installation in progress. Provide sealant color mock up for final review and approval at concrete unit masonry. Prepare steel decking, joist framing, steel framing, to receive paint finish per specification section 099123 3.2 Concrete column installation complete. Ensure all structural steel fasteners are properly installed. Rough carpentry installation in progress. Ensure wood blocking is not pressure treated. Pressure treated lumber will have a corrosive reaction to the aluminum wrap.</p>										
	<table border="1" style="width: 100%; border-collapse: collapse;"> <tr> <td style="width: 25%;">SPACE:</td> <td style="width: 30%;">137 - MAINTENANCE BAY 6</td> <td style="width: 25%;">SUBJECT:</td> <td style="width: 20%;">8/14/24 at 12:49 PM</td> </tr> <tr> <td>CATEGORY:</td> <td>Concrete / Steel Framing / Rough Carpentry</td> <td>REFERENCE:</td> <td>033000 / 051200 / 061053</td> </tr> </table>	SPACE:	137 - MAINTENANCE BAY 6	SUBJECT:	8/14/24 at 12:49 PM	CATEGORY:	Concrete / Steel Framing / Rough Carpentry	REFERENCE:	033000 / 051200 / 061053		
SPACE:	137 - MAINTENANCE BAY 6	SUBJECT:	8/14/24 at 12:49 PM								
CATEGORY:	Concrete / Steel Framing / Rough Carpentry	REFERENCE:	033000 / 051200 / 061053								


## Site Visit - Construction Observation

DATE: 8/14/2024  
 VISIT NAME: Construction  
 Progress Site Visit  
 REPORT NO: 025

ITEM	REMARKS	DISCUSSION	PHOTO								
025-038	Prepare steel decking, joist framing, steel framing, to receive paint finish per specification section 099123 3.2 Concrete column installation complete. Ensure all structural steel fasteners are properly installed. Rough carpentry installation in progress. Ensure wood blocking is not pressure treated. Pressure treated lumber will have a corrosive reaction to the aluminum wrap.										
	<table border="1" style="width: 100%; border-collapse: collapse;"> <tr> <td style="width: 25%;">SPACE:</td> <td style="width: 30%;">137 - MAINTENANCE BAY 6</td> <td style="width: 25%;">SUBJECT:</td> <td style="width: 20%;">8/14/24 at 12:49 PM</td> </tr> <tr> <td>CATEGORY:</td> <td>Concrete / Steel Framing / Rough Carpentry</td> <td>REFERENCE:</td> <td>033000 / 051200 / 061053</td> </tr> </table>	SPACE:	137 - MAINTENANCE BAY 6	SUBJECT:	8/14/24 at 12:49 PM	CATEGORY:	Concrete / Steel Framing / Rough Carpentry	REFERENCE:	033000 / 051200 / 061053		
SPACE:	137 - MAINTENANCE BAY 6	SUBJECT:	8/14/24 at 12:49 PM								
CATEGORY:	Concrete / Steel Framing / Rough Carpentry	REFERENCE:	033000 / 051200 / 061053								


## Site Visit - Construction Observation

DATE: 8/14/2024  
 VISIT NAME: Construction  
 Progress Site Visit  
 REPORT NO: 025

ITEM	REMARKS	DISCUSSION	PHOTO								
025-039	Prepare steel decking, joist framing, steel framing, to receive paint finish per specification section 099123 3.2 Concrete column installation complete. Ensure all structural steel fasteners are properly installed. Rough carpentry installation in progress. Ensure wood blocking is not pressure treated. Pressure treated lumber will have a corrosive reaction to the aluminum wrap.										
	<table border="1" style="width: 100%; border-collapse: collapse;"> <tr> <td style="width: 25%;">SPACE:</td> <td style="width: 30%;">135 - MAINTENANCE BAY 4</td> <td style="width: 25%;">SUBJECT:</td> <td style="width: 20%;">8/14/24 at 12:50 PM</td> </tr> <tr> <td>CATEGORY:</td> <td>Concrete / Steel Framing / Rough Carpentry</td> <td>REFERENCE:</td> <td>033000 / 051200 / 061053</td> </tr> </table>	SPACE:	135 - MAINTENANCE BAY 4	SUBJECT:	8/14/24 at 12:50 PM	CATEGORY:	Concrete / Steel Framing / Rough Carpentry	REFERENCE:	033000 / 051200 / 061053		
SPACE:	135 - MAINTENANCE BAY 4	SUBJECT:	8/14/24 at 12:50 PM								
CATEGORY:	Concrete / Steel Framing / Rough Carpentry	REFERENCE:	033000 / 051200 / 061053								


## Site Visit - Construction Observation

DATE: 8/14/2024  
 VISIT NAME: Construction  
 Progress Site Visit  
 REPORT NO: 025

ITEM	REMARKS	DISCUSSION	PHOTO								
025-040	Prepare steel decking, joist framing, steel framing, to receive paint finish per specification section 099123 3.2 Concrete column installation complete. Ensure all structural steel fasteners are properly installed. Rough carpentry installation in progress. Ensure wood blocking is not pressure treated. Pressure treated lumber will have a corrosive reaction to the aluminum wrap.										
	<table border="1" style="width: 100%; border-collapse: collapse;"> <tr> <td style="width: 25%;">SPACE:</td> <td style="width: 35%;">135 - MAINTENANCE BAY 4</td> <td style="width: 25%;">SUBJECT:</td> <td style="width: 15%;">8/14/24 at 12:50 PM</td> </tr> <tr> <td>CATEGORY:</td> <td>Concrete / Steel Framing / Rough Carpentry</td> <td>REFERENCE:</td> <td>033000 / 051200 / 061053</td> </tr> </table>	SPACE:	135 - MAINTENANCE BAY 4	SUBJECT:	8/14/24 at 12:50 PM	CATEGORY:	Concrete / Steel Framing / Rough Carpentry	REFERENCE:	033000 / 051200 / 061053		
SPACE:	135 - MAINTENANCE BAY 4	SUBJECT:	8/14/24 at 12:50 PM								
CATEGORY:	Concrete / Steel Framing / Rough Carpentry	REFERENCE:	033000 / 051200 / 061053								

# Site Visit - Construction Observation


DATE: 8/14/2024  
 VISIT NAME: Construction  
 Progress Site Visit  
 REPORT NO: 025

ITEM	REMARKS	DISCUSSION	PHOTO
025-041	<p>Provide final masonry cleaning per specification section 042000 3.14 D. Joint sealant installation in progress. Provide sealant color mock up for final review and approval at concrete unit masonry. Prepare steel decking, joist framing, steel framing, to receive paint finish per specification section 099123 3.2 Concrete column installation complete. Ensure all structural steel fasteners are properly installed. Rough carpentry installation in progress. Ensure wood blocking is not pressure treated. Pressure treated lumber will have a corrosive reaction to the aluminum wrap.</p>		
	SPACE:	133 - MAINTENANCE BAY 2	SUBJECT: 8/14/24 at 12:50 PM
	CATEGORY:	Concrete / Steel Framing / Rough Carpentry	REFERENCE: 033000 / 051200 / 061053



## Site Visit - Construction Observation


DATE: 8/14/2024  
 VISIT NAME: Construction  
 Progress Site Visit  
 REPORT NO: 025

ITEM	REMARKS	DISCUSSION	PHOTO
025-042	Brick veneer installation in progress. Provide masonry repairing, pointing, and cleaning per specification section 042000 3.14. Prepare steel decking and structural framing to receive paint finish per specification section 099123 3.2		
	SPACE: 133 - MAINTENANCE BAY 2	SUBJECT: 8/14/24 at 12:50 PM	
	CATEGORY: Masonry / Steel Framing / Steel Decking	REFERENCE: 042000 / 051200 / 053100	

ITEM	REMARKS	DISCUSSION	PHOTO
025-043	Brick veneer installation in progress. Provide masonry repairing, pointing, and cleaning per specification section 042000 3.14. Prepare steel decking and structural framing to receive paint finish per specification section 099123 3.2		
	SPACE: 132 - MAINTENANCE BAY 1	SUBJECT: 8/14/24 at 12:52 PM	
	CATEGORY: Masonry / Steel Framing / Steel Decking	REFERENCE: 042000 / 051200 / 053100	


## Site Visit - Construction Observation

DATE: 8/14/2024  
 VISIT NAME: Construction  
 Progress Site Visit  
 REPORT NO: 025

ITEM	REMARKS	DISCUSSION	PHOTO	
025-044	Brick veneer installation in progress. Provide masonry repairing, pointing, and cleaning per specification section 042000 3.14. Prepare steel decking and structural framing to receive paint finish per specification section 099123 3.2			
	SPACE:	132 - MAINTENANCE BAY 1	SUBJECT:	8/14/24 at 12:52 PM
	CATEGORY:	Masonry / Steel Framing / Steel Decking	REFERENCE:	042000 / 051200 / 053100


## Site Visit - Construction Observation


DATE: 8/14/2024  
 VISIT NAME: Construction  
 Progress Site Visit  
 REPORT NO: 025

ITEM	REMARKS	DISCUSSION	PHOTO								
025-045	<p>Prepare steel decking, joist framing, steel framing, to receive paint finish per specification section 099123 3.2            Concrete column installation complete.            Ensure all structural steel fasteners are properly installed.            Rough carpentry installation in progress.            Ensure wood blocking is not pressure treated.            Pressure treated lumber will have a corrosive reaction to the aluminum wrap.</p>										
	<table border="1" style="width: 100%; border-collapse: collapse;"> <tr> <td style="width: 25%;">SPACE:</td> <td style="width: 50%;">109 - SHARED LOADING DOCK</td> <td style="width: 25%;">SUBJECT:</td> <td style="width: 20%;">8/14/24 at 12:52 PM</td> </tr> <tr> <td>CATEGORY:</td> <td>Concrete / Steel Framing / Rough Carpentry</td> <td>REFERENCE:</td> <td>033000 / 051200 / 061053</td> </tr> </table>	SPACE:	109 - SHARED LOADING DOCK	SUBJECT:	8/14/24 at 12:52 PM	CATEGORY:	Concrete / Steel Framing / Rough Carpentry	REFERENCE:	033000 / 051200 / 061053		
SPACE:	109 - SHARED LOADING DOCK	SUBJECT:	8/14/24 at 12:52 PM								
CATEGORY:	Concrete / Steel Framing / Rough Carpentry	REFERENCE:	033000 / 051200 / 061053								

## Site Visit - Construction Observation


DATE: 8/14/2024  
 VISIT NAME: Construction  
 Progress Site Visit  
 REPORT NO: 025


ITEM	REMARKS	DISCUSSION	PHOTO				
025-046	Prepare steel decking, joist framing, steel framing, to receive paint finish per specification section 099123 3.2 Concrete column installation complete. Ensure all structural steel fasteners are properly installed. Rough carpentry installation in progress. Ensure wood blocking is not pressure treated. Pressure treated lumber will have a corrosive reaction to the aluminum wrap.						
				SPACE:	132 - MAINTENANCE BAY 1	SUBJECT:	8/14/24 at 12:52 PM
				CATEGORY:	Concrete / Steel Framing / Rough Carpentry	REFERENCE:	033000 / 051200 / 061053

ITEM	REMARKS	DISCUSSION	PHOTO				
025-047	Provide concrete unit masonry repairing, pointing, and cleaning per specification section 042200 3.11. Prepare concrete unit masonry, to receive paint finish per specification section 099123 3.2						
				SPACE:	111 - STAIR B	SUBJECT:	8/14/24 at 12:53 PM
				CATEGORY:	Masonry	REFERENCE:	042000

## Site Visit - Construction Observation


DATE: 8/14/2024  
 VISIT NAME: Construction  
 Progress Site Visit  
 REPORT NO: 025

ITEM	REMARKS	DISCUSSION	PHOTO
025-048	<p>Provide concrete unit masonry repairing, pointing, and cleaning per specification section 042200 3.11.                      Hollow metal door frame and door installation in progress.                      Remove mortar stains from hollow metal frame, prepare for paint finish.</p>		
	SPACE: 111 - STAIR B	SUBJECT: 8/14/24 at 12:53 PM	
	CATEGORY: Masonry / Metal Frames	REFERENCE: 042000 / 081113	

ITEM	REMARKS	DISCUSSION	PHOTO
025-049	<p>Provide concrete unit masonry repairing, pointing, and cleaning per specification section 042200 3.11.                      Ductwork installation in progress.                      Install ductwork per specification section 233113 3.3                      Install ductwork insulation per specification section 233113 3.4.                      Freezer floor slab and installation in progress.</p>		
	SPACE: 118 - FREEZER STORAGE	SUBJECT: 8/14/24 at 12:53 PM	
	CATEGORY: Masonry / Ductwork	REFERENCE: 042000 / 233113	


# Site Visit - Construction Observation

DATE: 8/14/2024  
 VISIT NAME: Construction  
 Progress Site Visit  
 REPORT NO: 025

ITEM	REMARKS	DISCUSSION	PHOTO								
025-050	<p>Provide concrete unit masonry repairing, pointing, and cleaning per specification section 042200 3.11.</p> <p>Prepare steel decking, joist framing, concrete unit masonry, to receive paint finish per specification section 099123 3.2</p> <p>Ductwork installation in progress.</p> <p>Install ductwork per specification section 233113 3.3</p> <p>Install ductwork insulation per specification section 233113 3.4.</p>										
	<table border="1" style="width: 100%; border-collapse: collapse;"> <tr> <td style="width: 25%;">SPACE:</td> <td style="width: 35%;">117 - DRY FOOD STORAGE</td> <td style="width: 25%;">SUBJECT:</td> <td style="width: 15%;">8/14/24 at 12:53 PM</td> </tr> <tr> <td>CATEGORY:</td> <td>Masonry / Ductwork</td> <td>REFERENCE:</td> <td>042000 / 233113</td> </tr> </table>	SPACE:	117 - DRY FOOD STORAGE	SUBJECT:	8/14/24 at 12:53 PM	CATEGORY:	Masonry / Ductwork	REFERENCE:	042000 / 233113		
SPACE:	117 - DRY FOOD STORAGE	SUBJECT:	8/14/24 at 12:53 PM								
CATEGORY:	Masonry / Ductwork	REFERENCE:	042000 / 233113								


## Site Visit - Construction Observation

DATE: 8/14/2024  
 VISIT NAME: Construction  
 Progress Site Visit  
 REPORT NO: 025

ITEM	REMARKS	DISCUSSION	PHOTO
025-051	<p>Provide concrete unit masonry repairing, pointing, and cleaning per specification section 042200 3.11.</p> <p>Prepare steel decking, joist framing, concrete unit masonry, to receive paint finish per specification section 099123 3.2</p> <p>Ductwork installation in progress.</p> <p>Install ductwork per specification section 233113 3.3</p> <p>Install ductwork insulation per specification section 233113 3.4.</p>		
SPACE:	117 - DRY FOOD STORAGE	SUBJECT:	8/14/24 at 12:54 PM
CATEGORY:	Masonry / Ductwork	REFERENCE:	042000 / 233113

# Site Visit - Construction Observation


DATE: 8/14/2024  
 VISIT NAME: Construction  
 Progress Site Visit  
 REPORT NO: 025

ITEM	REMARKS	DISCUSSION	PHOTO
025-052	<p>Provide concrete unit masonry repairing, pointing, and cleaning per specification section 042200 3.11.</p> <p>Prepare steel decking, joist framing, concrete unit masonry, to receive paint finish per specification section 099123 3.2</p> <p>Ductwork installation in progress.</p> <p>Install ductwork per specification section 233113 3.3</p> <p>Install ductwork insulation per specification section 233113 3.4.</p> <p>Fire suppression line route has not been installed per approved shop drawing submittal. No exception with installed location taken.</p> <p>Install water based fire suppression system per specification section 211000 3.2.</p> <p>Provide identification per specification section 211000 3.6.</p> <p>Provide field quality control per specification section 211000 3.7.</p> <p>Provide cleaning per specification section 211000 3.8.</p>		
	SPACE:	115 - VENDER RECEIVING AREA	SUBJECT: 8/14/24 at 12:54 PM
	CATEGORY:	Masonry / Ductwork / Fire Suppression	REFERENCE: 042000 / 233113 / 211000




## Site Visit - Construction Observation


DATE: 8/14/2024  
 VISIT NAME: Construction  
 Progress Site Visit  
 REPORT NO: 025

ITEM	REMARKS	DISCUSSION	PHOTO								
025-053	<p>Provide concrete unit masonry repairing, pointing, and cleaning per specification section 042200 3.11.</p> <p>Prepare steel decking, joist framing, concrete unit masonry, to receive paint finish per specification section 099123 3.2</p> <p>Ductwork installation in progress.</p> <p>Install ductwork per specification section 233113 3.3</p> <p>Install ductwork insulation per specification section 233113 3.4.</p> <p>Fire suppression line route has not been installed per approved shop drawing submittal. No exception with installed location taken.</p>										
	<table border="1" style="width: 100%; border-collapse: collapse;"> <tr> <td style="width: 25%;">SPACE:</td> <td style="width: 35%;">114 - SHARED LOADING DOCK</td> <td style="width: 25%;">SUBJECT:</td> <td style="width: 15%;">8/14/24 at 12:54 PM</td> </tr> <tr> <td>CATEGORY:</td> <td>Masonry / Ductwork / Fire Suppression</td> <td>REFERENCE:</td> <td>042000 / 233113 / 211000</td> </tr> </table>	SPACE:	114 - SHARED LOADING DOCK	SUBJECT:	8/14/24 at 12:54 PM	CATEGORY:	Masonry / Ductwork / Fire Suppression	REFERENCE:	042000 / 233113 / 211000		
SPACE:	114 - SHARED LOADING DOCK	SUBJECT:	8/14/24 at 12:54 PM								
CATEGORY:	Masonry / Ductwork / Fire Suppression	REFERENCE:	042000 / 233113 / 211000								

## Site Visit - Construction Observation


DATE: 8/14/2024  
 VISIT NAME: Construction  
 Progress Site Visit  
 REPORT NO: 025

ITEM	REMARKS	DISCUSSION	PHOTO
025-054	Provide concrete unit masonry repairing, pointing, and cleaning per specification section 042200 3.11. Prepare concrete unit masonry, to receive paint finish per specification section 099123 3.2		
	SPACE: 114 - SHARED LOADING DOCK	SUBJECT: 8/14/24 at 12:55 PM	
	CATEGORY: Masonry	REFERENCE: 042000	

ITEM	REMARKS	DISCUSSION	PHOTO
025-055	Provide concrete unit masonry repairing, pointing, and cleaning per specification section 042200 3.11. Prepare concrete unit masonry, to receive paint finish per specification section 099123 3.2 Electrical box installation in progress. Install boxes per specification section 260533 3.2. Install electrical boxes to ensure flush installation of cover plate against CMU finish.		
	SPACE: 114 - SHARED LOADING DOCK	SUBJECT: 8/14/24 at 12:55 PM	
	CATEGORY: Masonry / Electrical Boxes	REFERENCE: 042000 / 260533	


## Site Visit - Construction Observation

DATE: 8/14/2024  
 VISIT NAME: Construction  
 Progress Site Visit  
 REPORT NO: 025

ITEM	REMARKS	DISCUSSION	PHOTO	
025-056	<p>Provide concrete unit masonry repairing, pointing, and cleaning per specification section 042200 3.11.</p> <p>Prepare steel decking, joist framing, concrete unit masonry, to receive paint finish per specification section 099123 3.2</p> <p>Ductwork installation in progress.</p> <p>Install ductwork per specification section 233113 3.3</p> <p>Install ductwork insulation per specification section 233113 3.4.</p> <p>Storm piping installation complete.</p>			
	SPACE:	114 - SHARED LOADING DOCK	SUBJECT:	8/14/24 at 12:55 PM
	CATEGORY:	Masonry / Ductwork / Storm Piping	REFERENCE:	042000 / 233113 / 221319


# Site Visit - Construction Observation

DATE: 8/14/2024  
 VISIT NAME: Construction  
 Progress Site Visit  
 REPORT NO: 025

ITEM	REMARKS	DISCUSSION	PHOTO
025-057	<p>Provide concrete unit masonry repairing, pointing, and cleaning per specification section 042200 3.11.</p> <p>Prepare steel decking, joist framing, concrete unit masonry, to receive paint finish per specification section 099123 3.2</p> <p>Hollow metal door frames stored on site</p> <p>Fire suppression line route has not been installed per approved shop drawing submittal. No exception with installed location taken.</p> <p>Install water based fire suppression system per specification section 211000 3.2.</p> <p>Provide identification per specification section 211000 3.6.</p> <p>Provide field quality control per specification section 211000 3.7.</p> <p>Provide cleaning per specification section 211000 3.8.</p>		
	SPACE:	115 - VENDER RECEIVING AREA	SUBJECT: 8/14/24 at 12:55 PM
	CATEGORY:	Masonry / Door Frames / Fire Suppression	REFERENCE: 042000 / 081113 / 211000


## Site Visit - Construction Observation

DATE: 8/14/2024  
 VISIT NAME: Construction  
 Progress Site Visit  
 REPORT NO: 025

ITEM	REMARKS	DISCUSSION	PHOTO
025-058	Electrical equipment stored on site. Ensure electrical equipments is properly stored per specifications.		
	SPACE: 115 - VENDER RECEIVING AREA	SUBJECT: 8/14/24 at 12:56 PM	
	CATEGORY: Electrical Transformer	REFERENCE: 260000	


# Site Visit - Construction Observation

DATE: 8/14/2024  
 VISIT NAME: Construction  
 Progress Site Visit  
 REPORT NO: 025

ITEM	REMARKS	DISCUSSION	PHOTO
025-059	<p>Provide concrete unit masonry repairing, pointing, and cleaning per specification section 042200 3.11.</p> <p>Prepare steel decking, joist framing, concrete unit masonry, to receive paint finish per specification section 099123 3.2</p> <p>Ductwork installation in progress.</p> <p>Install ductwork per specification section 233113 3.3</p> <p>Install ductwork insulation per specification section 233113 3.4.</p> <p>Fire suppression line installation in progress.</p> <p>Install water based fire suppression system per specification section 211000 3.2.</p> <p>Provide identification per specification section 211000 3.6.</p> <p>Provide field quality control per specification section 211000 3.7.</p> <p>Provide cleaning per specification section 211000 3.8.</p>		
SPACE:	110 - CIRCULATION	SUBJECT:	8/14/24 at 12:56 PM
CATEGORY:	Masonry / Ductwork / Fire Suppression	REFERENCE:	042000 / 233113 / 211000


## Site Visit - Construction Observation

DATE: 8/14/2024  
 VISIT NAME: Construction  
 Progress Site Visit  
 REPORT NO: 025

ITEM	REMARKS	DISCUSSION	PHOTO								
025-060	Prepare steel decking, joist framing, steel framing, to receive paint finish per specification section 099123 3.2 Concrete column installation complete. Ensure all structural steel fasteners are properly installed. Rough carpentry installation in progress. Ensure wood blocking is not pressure treated. Pressure treated lumber will have a corrosive reaction to the aluminum wrap.										
	<table border="1" style="width: 100%; border-collapse: collapse;"> <tr> <td style="width: 25%;">SPACE:</td> <td style="width: 45%;">157 - WORK SPACE CARPENTRY</td> <td style="width: 25%;">SUBJECT:</td> <td style="width: 5%;">8/14/24 at 12:56 PM</td> </tr> <tr> <td>CATEGORY:</td> <td>Concrete / Steel Framing / Rough Carpentry</td> <td>REFERENCE:</td> <td>033000 / 051200 / 061053</td> </tr> </table>	SPACE:	157 - WORK SPACE CARPENTRY	SUBJECT:	8/14/24 at 12:56 PM	CATEGORY:	Concrete / Steel Framing / Rough Carpentry	REFERENCE:	033000 / 051200 / 061053		
SPACE:	157 - WORK SPACE CARPENTRY	SUBJECT:	8/14/24 at 12:56 PM								
CATEGORY:	Concrete / Steel Framing / Rough Carpentry	REFERENCE:	033000 / 051200 / 061053								

# Site Visit - Construction Observation


DATE: 8/14/2024  
 VISIT NAME: Construction  
 Progress Site Visit  
 REPORT NO: 025

ITEM	REMARKS	DISCUSSION	PHOTO
025-061	<p>Prepare steel decking, joist framing, steel framing, to receive paint finish per specification section 099123 3.2            Concrete column installation complete.            Ensure all structural steel fasteners are properly installed.            Rough carpentry installation in progress.            Ensure wood blocking is not pressure treated.            Pressure treated lumber will have a corrosive reaction to the aluminum wrap.</p>		
SPACE:	156 - WORK SPACE HVAC	SUBJECT:	8/14/24 at 12:57 PM
CATEGORY:	Concrete / Steel Framing / Rough Carpentry	REFERENCE:	033000 / 051200 / 061053



# Site Visit - Construction Observation


DATE: 8/14/2024  
 VISIT NAME: Construction  
 Progress Site Visit  
 REPORT NO: 025

ITEM	REMARKS	DISCUSSION	PHOTO
025-062	<p>Provide concrete unit masonry repairing, pointing, and cleaning per specification section 042200 3.11.</p> <p>Prepare steel decking, joist framing, concrete unit masonry, to receive paint finish per specification section 099123 3.2</p> <p>Ductwork installation in progress.</p> <p>Install ductwork per specification section 233113 3.3</p> <p>Install ductwork insulation per specification section 233113 3.4.</p> <p>Fire suppression line installation in progress. Fire suppression line route has not been installed per approved shop drawing submittal. Fire suppression line may be visible at edge of ceiling. No exception with installed location taken.</p> <p>Install water based fire suppression system per specification section 211000 3.2.</p> <p>Provide identification per specification section 211000 3.6.</p> <p>Provide field quality control per specification section 211000 3.7.</p> <p>Provide cleaning per specification section 211000 3.8.</p>		
	SPACE: 103 - CIRCULATION	SUBJECT:	8/14/24 at 12:58 PM

# Site Visit - Construction Observation


DATE: 8/14/2024  
 VISIT NAME: Construction  
 Progress Site Visit  
 REPORT NO: 025

	CATEGORY: Masonry / Ductwork / Fire Suppression	REFERENCE: 042000 / 233113 / 211000
--	---	-------------------------------------

ITEM	REMARKS	DISCUSSION	PHOTO
025-063	<p>Provide concrete unit masonry repairing, pointing, and cleaning per specification section 042200 3.11.</p> <p>Prepare steel decking, joist framing, concrete unit masonry, to receive paint finish per specification section 099123 3.2</p> <p>Ductwork installation in progress.</p> <p>Install ductwork per specification section 233113 3.3</p> <p>Install ductwork insulation per specification section 233113 3.4.</p>		
	SPACE: 103 - CIRCULATION	SUBJECT: 8/14/24 at 12:58 PM	
	CATEGORY: Masonry / Ductwork	REFERENCE: 042000 / 233113	


## Site Visit - Construction Observation

DATE: 8/14/2024  
 VISIT NAME: Construction  
 Progress Site Visit  
 REPORT NO: 025

ITEM	REMARKS	DISCUSSION	PHOTO								
025-064	<p>Provide concrete unit masonry repairing, pointing, and cleaning per specification section 042200 3.11.</p> <p>Prepare concrete unit masonry, to receive paint finish per specification section 099123 3.2</p> <p>Ductwork installation in progress.</p> <p>Install ductwork per specification section 233113 3.3</p> <p>Install ductwork insulation per specification section 233113 3.4.</p>										
	<table border="1" style="width: 100%; border-collapse: collapse;"> <tr> <td style="width: 25%;">SPACE:</td> <td style="width: 30%;">130 - MECHANIC BREAK ROOM</td> <td style="width: 25%;">SUBJECT:</td> <td style="width: 20%;">8/14/24 at 12:58 PM</td> </tr> <tr> <td>CATEGORY:</td> <td>Masonry / Ductwork</td> <td>REFERENCE:</td> <td>042000 / 233113</td> </tr> </table>	SPACE:	130 - MECHANIC BREAK ROOM	SUBJECT:	8/14/24 at 12:58 PM	CATEGORY:	Masonry / Ductwork	REFERENCE:	042000 / 233113		
SPACE:	130 - MECHANIC BREAK ROOM	SUBJECT:	8/14/24 at 12:58 PM								
CATEGORY:	Masonry / Ductwork	REFERENCE:	042000 / 233113								

# Site Visit - Construction Observation

DATE: 8/14/2024  
 VISIT NAME: Construction  
 Progress Site Visit  
 REPORT NO: 025

ITEM	REMARKS	DISCUSSION	PHOTO
025-065	<p>Provide concrete unit masonry repairing, pointing, and cleaning per specification section 042200 3.11.</p> <p>Prepare concrete unit masonry, to receive paint finish per specification section 099123 3.2</p> <p>Ductwork installation in progress.</p> <p>Install ductwork per specification section 233113 3.3</p> <p>Install ductwork insulation per specification section 233113 3.4.</p> <p>Fire suppression line installation in progress. Fire suppression line route has not been installed per approved shop drawing submittal. Fire suppression line may be visible at edge of ceiling. No exception with installed location taken.</p> <p>Install water based fire suppression system per specification section 211000 3.2.</p> <p>Provide identification per specification section 211000 3.6.</p> <p>Provide field quality control per specification section 211000 3.7.</p> <p>Provide cleaning per specification section 211000 3.8.</p>		
	SPACE: 103 - CIRCULATION	SUBJECT: 8/14/24 at 12:59 PM	


# Site Visit - Construction Observation

DATE: 8/14/2024  
VISIT NAME: Construction  
Progress Site Visit  
REPORT NO: 025

	CATEGORY:	Masonry / Ductwork / Fire Suppression	REFERENCE:	042000 / 233113 / 211000
--	-----------	--	------------	-----------------------------


## Site Visit - Construction Observation

DATE: 8/14/2024  
 VISIT NAME: Construction  
 Progress Site Visit  
 REPORT NO: 025

ITEM	REMARKS	DISCUSSION	PHOTO	
025-066	<p>Provide concrete unit masonry repairing, pointing, and cleaning per specification section 042200 3.11.</p> <p>Prepare concrete unit masonry, to receive paint finish per specification section 099123 3.2</p> <p>Ductwork installation in progress.</p> <p>Install ductwork per specification section 233113 3.3</p> <p>Install ductwork insulation per specification section 233113 3.4.</p> <p>Fire suppression line installation in progress.</p> <p>Install water based fire suppression system per specification section 211000 3.2.</p> <p>Provide identification per specification section 211000 3.6.</p> <p>Provide field quality control per specification section 211000 3.7.</p> <p>Provide cleaning per specification section 211000 3.8.</p>			
	SPACE:	107 - CIRCULATION	SUBJECT:	8/14/24 at 12:59 PM
	CATEGORY:	Masonry / Ductwork / Fire Suppression	REFERENCE:	042000 / 233113 / 211000

## Site Visit - Construction Observation


DATE: 8/14/2024  
 VISIT NAME: Construction  
 Progress Site Visit  
 REPORT NO: 025

ITEM	REMARKS	DISCUSSION	PHOTO
025-067	<p>Provide concrete unit masonry repairing, pointing, and cleaning per specification section 042200 3.11.</p> <p>Prepare steel decking, joist framing, concrete unit masonry, to receive paint finish per specification section 099123 3.2</p> <p>Ductwork installation in progress.</p> <p>Install ductwork per specification section 233113 3.3</p> <p>Install ductwork insulation per specification section 233113 3.4.</p> <p>Fire suppression line installation in progress. Fire suppression line route has not been installed per approved shop drawing submittal. Fire suppression line may be visible at edge of ceiling. No exception with installed location taken.</p> <p>Install water based fire suppression system per specification section 211000 3.2.</p> <p>Provide identification per specification section 211000 3.6.</p> <p>Provide field quality control per specification section 211000 3.7.</p> <p>Provide cleaning per specification section 211000 3.8.</p>		

## Site Visit - Construction Observation

DATE: 8/14/2024  
 VISIT NAME: Construction  
 Progress Site Visit  
 REPORT NO: 025


	SPACE:	101 - RECEPTION / GREETING AREA	SUBJECT:	8/14/24 at 12:59 PM
	CATEGORY:	Masonry / Ductwork / Fire Suppression	REFERENCE:	042000 / 233113 / 211000


ITEM	REMARKS	DISCUSSION	PHOTO	
025-068	<p>Provide concrete unit masonry repairing, pointing, and cleaning per specification section 042200 3.11.</p> <p>Prepare steel decking, joist framing, structural framing, concrete unit masonry, to receive paint finish per specification section 099123 3.2</p> <p>Balcony edge tube steel does not appear to be installed in the correct location. Coordinate tube steel location with approved stair shop drawing submittal.</p>			
	SPACE:	102 - STAIR A	SUBJECT:	8/14/24 at 1:00 PM
	CATEGORY:	Masonry / Steel Framing / Steel Decking	REFERENCE:	042000 / 051200 / 053100



## Site Visit - Construction Observation


DATE: 8/14/2024  
 VISIT NAME: Construction  
 Progress Site Visit  
 REPORT NO: 025


ITEM	REMARKS	DISCUSSION	PHOTO
025-069	Provide concrete unit masonry repairing, pointing, and cleaning per specification section 042200 3.11. Prepare steel decking, joist framing, structural framing, concrete unit masonry, to receive paint finish per specification section 099123 3.2 Curtain wall installation in progress.		
	SPACE:	101 - RECEPTION / GREETING AREA	SUBJECT: 8/14/24 at 1:00 PM
	CATEGORY:	Masonry / Steel Framing / Steel Decking	REFERENCE: 042000 / 051200 / 053100

ITEM	REMARKS	DISCUSSION	PHOTO
025-070	Provide concrete unit masonry repairing, pointing, and cleaning per specification section 042200 3.11. Prepare steel decking, joist framing, concrete unit masonry, to receive paint finish per specification section 099123 3.2		
	SPACE:	102 - STAIR A	SUBJECT: 8/14/24 at 1:00 PM
	CATEGORY:	Masonry / Joist Framing / Steel Decking	REFERENCE: 042000 / 052100 / 053100

## Site Visit - Construction Observation


DATE: 8/14/2024  
 VISIT NAME: Construction  
 Progress Site Visit  
 REPORT NO: 025

ITEM	REMARKS	DISCUSSION	PHOTO
025-071	Provide concrete unit masonry repairing, pointing, and cleaning per specification section 042200 3.11. Prepare steel decking, joist framing, structural framing, concrete unit masonry, to receive paint finish per specification section 099123 3.2 Curtain wall installation in progress.		
	SPACE: 102 - STAIR A	SUBJECT: 8/14/24 at 1:00 PM	
	CATEGORY: Masonry / Steel Framing / Steel Decking	REFERENCE: 042000 / 051200 / 053100	

ITEM	REMARKS	DISCUSSION	PHOTO
025-072	Provide concrete unit masonry repairing, pointing, and cleaning per specification section 042200 3.11. Remove mortar droppings / stains from hollow metal door frame. Prepare metal door frame to receive paint finish per specification section 099123 3.2		
	SPACE: 102 - STAIR A	SUBJECT: 8/14/24 at 1:01 PM	
	CATEGORY: Masonry / Door Frames	REFERENCE: 042000 / 081113	


## Site Visit - Construction Observation

DATE: 8/14/2024  
 VISIT NAME: Construction  
 Progress Site Visit  
 REPORT NO: 025

ITEM	REMARKS	DISCUSSION	PHOTO	
025-073	<p>Provide concrete unit masonry repairing, pointing, and cleaning per specification section 042200 3.11.</p> <p>Prepare concrete unit masonry, to receive paint finish per specification section 099123 3.2</p> <p>Ductwork installation in progress.</p> <p>Install ductwork per specification section 233113 3.3</p> <p>Install ductwork insulation per specification section 233113 3.4.</p> <p>Fire suppression line installation in progress.</p> <p>Install water based fire suppression system per specification section 211000 3.2.</p> <p>Provide identification per specification section 211000 3.6.</p> <p>Provide field quality control per specification section 211000 3.7.</p> <p>Provide cleaning per specification section 211000 3.8.</p>			
	SPACE:	172 - CIRCULATION	SUBJECT:	8/14/24 at 1:01 PM
	CATEGORY:	Masonry / Ductwork / Fire Suppression	REFERENCE:	042000 / 233113 / 211000


## Site Visit - Construction Observation

DATE: 8/14/2024  
 VISIT NAME: Construction  
 Progress Site Visit  
 REPORT NO: 025

ITEM	REMARKS	DISCUSSION	PHOTO
025-074	Provide concrete unit masonry repairing, pointing, and cleaning per specification section 042200 3.11. Prepare concrete unit masonry, to receive paint finish per specification section 099123 3.2 Ductwork installation in progress. Install ductwork per specification section 233113 3.3 Install ductwork insulation per specification section 233113 3.4. Fire suppression line installation in progress. Install water based fire suppression system per specification section 211000 3.2. Provide identification per specification section 211000 3.6. Provide field quality control per specification section 211000 3.7. Provide cleaning per specification section 211000 3.8.		
	SPACE:	175 - TECHNICIAN 1	SUBJECT: 8/14/24 at 1:01 PM
	CATEGORY:	Masonry / Ductwork / Fire Suppression	REFERENCE: 042000 / 233113 / 211000


## Site Visit - Construction Observation

DATE: 8/14/2024  
 VISIT NAME: Construction  
 Progress Site Visit  
 REPORT NO: 025

ITEM	REMARKS	DISCUSSION	PHOTO	
025-075	Provide concrete unit masonry repairing, pointing, and cleaning per specification section 042200 3.11. Prepare concrete unit masonry, to receive paint finish per specification section 099123 3.2 Electrical box installation in progress. Install boxes per specification section 260533 3.2. Fire suppression line installation in progress. Install water based fire suppression system per specification section 211000 3.2. Provide identification per specification section 211000 3.6. Provide field quality control per specification section 211000 3.7. Provide cleaning per specification section 211000 3.8.			
	SPACE:	163 - STORAGE	SUBJECT:	8/14/24 at 1:02 PM
	CATEGORY:	Masonry / Electrical Boxes / Fire Suppression	REFERENCE:	042000 / 260533 / 211000


## Site Visit - Construction Observation

DATE: 8/14/2024  
 VISIT NAME: Construction  
 Progress Site Visit  
 REPORT NO: 025

ITEM	REMARKS	DISCUSSION	PHOTO
025-076	Provide concrete unit masonry repairing, pointing, and cleaning per specification section 042200 3.11. Prepare concrete unit masonry, to receive paint finish per specification section 099123 3.2 Ductwork installation in progress. Install ductwork per specification section 233113 3.3 Install ductwork insulation per specification section 233113 3.4. Fire suppression line installation in progress. Install water based fire suppression system per specification section 211000 3.2. Provide identification per specification section 211000 3.6. Provide field quality control per specification section 211000 3.7. Provide cleaning per specification section 211000 3.8.		
	SPACE:	164 - TECHNOLOGY DIRECTOR	SUBJECT: 8/14/24 at 1:02 PM
	CATEGORY:	Masonry / Ductwork / Fire Suppression	REFERENCE: 042000 / 233113 / 211000


## Site Visit - Construction Observation

DATE: 8/14/2024  
 VISIT NAME: Construction  
 Progress Site Visit  
 REPORT NO: 025

ITEM	REMARKS	DISCUSSION	PHOTO
025-077	<p>Provide concrete unit masonry repairing, pointing, and cleaning per specification section 042200 3.11.</p> <p>Prepare concrete unit masonry, to receive paint finish per specification section 099123 3.2</p> <p>Ductwork installation in progress.</p> <p>Install ductwork per specification section 233113 3.3</p> <p>Install ductwork insulation per specification section 233113 3.4.</p> <p>Fire suppression line installation in progress.</p> <p>Install water based fire suppression system per specification section 211000 3.2.</p> <p>Provide identification per specification section 211000 3.6.</p> <p>Provide field quality control per specification section 211000 3.7.</p> <p>Provide cleaning per specification section 211000 3.8.</p>		
SPACE:	182 - PRINT AREA	SUBJECT:	8/14/24 at 1:02 PM
CATEGORY:	Masonry / Ductwork / Fire Suppression	REFERENCE:	042000 / 233113 / 211000

# Site Visit - Construction Observation


DATE: 8/14/2024  
 VISIT NAME: Construction  
 Progress Site Visit  
 REPORT NO: 025

ITEM	REMARKS	DISCUSSION	PHOTO	
025-078	Provide concrete unit masonry repairing, pointing, and cleaning per specification section 042200 3.11. Prepare concrete unit masonry, to receive paint finish per specification section 099123 3.2 Ductwork installation in progress. Install ductwork per specification section 233113 3.3 Install ductwork insulation per specification section 233113 3.4. Fire suppression line installation in progress. Install water based fire suppression system per specification section 211000 3.2. Provide identification per specification section 211000 3.6. Provide field quality control per specification section 211000 3.7. Provide cleaning per specification section 211000 3.8.			
	SPACE:	162 - CIRCULATION	SUBJECT:	8/14/24 at 1:02 PM
	CATEGORY:	Masonry / Ductwork / Fire Suppression	REFERENCE:	042000 / 233113 / 211000




## Site Visit - Construction Observation

DATE: 8/14/2024  
 VISIT NAME: Construction  
 Progress Site Visit  
 REPORT NO: 025

ITEM	REMARKS	DISCUSSION	PHOTO
025-079	<p>Provide concrete unit masonry repairing, pointing, and cleaning per specification section 042200 3.11.</p> <p>Prepare concrete unit masonry, to receive paint finish per specification section 099123 3.2</p> <p>Ductwork installation in progress.</p> <p>Install ductwork per specification section 233113 3.3</p> <p>Install ductwork insulation per specification section 233113 3.4.</p> <p>Fire suppression line installation in progress.</p> <p>Install water based fire suppression system per specification section 211000 3.2.</p> <p>Provide identification per specification section 211000 3.6.</p> <p>Provide field quality control per specification section 211000 3.7.</p> <p>Provide cleaning per specification section 211000 3.8.</p>		
	SPACE:	166 - NETWORK ADMINISTRATOR	SUBJECT: 8/14/24 at 1:03 PM
	CATEGORY:	Masonry / Ductwork / Fire Suppression	REFERENCE: 042000 / 233113 / 211000


# Site Visit - Construction Observation

DATE: 8/14/2024  
 VISIT NAME: Construction  
 Progress Site Visit  
 REPORT NO: 025

ITEM	REMARKS	DISCUSSION	PHOTO								
025-080	<p>Provide concrete unit masonry repairing, pointing, and cleaning per specification section 042200 3.11.</p> <p>Prepare steel decking, joist framing and concrete unit masonry, to receive paint finish per specification section 099123 3.2</p> <p>Ductwork installation in progress.</p> <p>Install ductwork per specification section 233113 3.3</p> <p>Install ductwork insulation per specification section 233113 3.4.</p>										
	<table border="1" style="width: 100%; border-collapse: collapse;"> <tr> <td style="width: 25%;">SPACE:</td> <td style="width: 35%;">170 - NETWORK OPERATIONS</td> <td style="width: 25%;">SUBJECT:</td> <td style="width: 15%;">8/14/24 at 1:03 PM</td> </tr> <tr> <td>CATEGORY:</td> <td>Masonry / Joist Framing / Ductwork</td> <td>REFERENCE:</td> <td>042000 / 052100 / 233113</td> </tr> </table>	SPACE:	170 - NETWORK OPERATIONS	SUBJECT:	8/14/24 at 1:03 PM	CATEGORY:	Masonry / Joist Framing / Ductwork	REFERENCE:	042000 / 052100 / 233113		
SPACE:	170 - NETWORK OPERATIONS	SUBJECT:	8/14/24 at 1:03 PM								
CATEGORY:	Masonry / Joist Framing / Ductwork	REFERENCE:	042000 / 052100 / 233113								


## Site Visit - Construction Observation

DATE: 8/14/2024  
 VISIT NAME: Construction  
 Progress Site Visit  
 REPORT NO: 025

ITEM	REMARKS	DISCUSSION	PHOTO
025-081	<p>Provide concrete unit masonry repairing, pointing, and cleaning per specification section 042200 3.11.</p> <p>Prepare concrete unit masonry, to receive paint finish per specification section 099123 3.2</p> <p>Ductwork installation in progress.</p> <p>Install ductwork per specification section 233113 3.3</p> <p>Install ductwork insulation per specification section 233113 3.4.</p> <p>Fire suppression line installation in progress.</p> <p>Install water based fire suppression system per specification section 211000 3.2.</p> <p>Provide identification per specification section 211000 3.6.</p> <p>Provide field quality control per specification section 211000 3.7.</p> <p>Provide cleaning per specification section 211000 3.8.</p>		
	SPACE:	171 - CONFERENCE ROOM	SUBJECT: 8/14/24 at 1:03 PM
	CATEGORY:	Masonry / Ductwork / Fire Suppression	REFERENCE: 042000 / 233113 / 211000


# Site Visit - Construction Observation

DATE: 8/14/2024  
 VISIT NAME: Construction  
 Progress Site Visit  
 REPORT NO: 025

ITEM	REMARKS	DISCUSSION	PHOTO
025-082	<p>Provide masonry stain prevention per specification section 042000 1.9 C.</p> <p>Provide masonry cleaner per specification section 042000 2.12.</p> <p>Provide final masonry cleaning per specification section 042000 3.14 D.</p> <p>Prepare steel decking, joist framing, steel framing, to receive paint finish per specification section 099123 3.2</p> <p>Repair structural steel framing per specification section 051200 3.5.</p> <p>Cast stone installation in progress.</p>		
	SPACE:	171 - CONFERENCE ROOM	SUBJECT: 8/14/24 at 1:04 PM
	CATEGORY:	Masonry / Steel Framing / Steel Decking	REFERENCE: 042000 / 051200 / 053100


# Site Visit - Construction Observation

DATE: 8/14/2024  
 VISIT NAME: Construction  
 Progress Site Visit  
 REPORT NO: 025

ITEM	REMARKS	DISCUSSION	PHOTO
025-083	<p>Provide masonry stain prevention per specification section 042000 1.9 C.</p> <p>Provide masonry cleaner per specification section 042000 2.12.</p> <p>Provide final masonry cleaning per specification section 042000 3.14 D.</p> <p>Prepare steel decking, joist framing, steel framing, to receive paint finish per specification section 099123 3.2</p> <p>Repair structural steel framing per specification section 051200 3.5.</p> <p>Cast stone installation in progress.</p>		
	SPACE:	171 - CONFERENCE ROOM	SUBJECT: 8/14/24 at 1:04 PM
	CATEGORY:	Masonry / Steel Framing / Steel Decking	REFERENCE: 042000 / 051200 / 053100


## Site Visit - Construction Observation

DATE: 8/14/2024  
 VISIT NAME: Construction  
 Progress Site Visit  
 REPORT NO: 025

ITEM	REMARKS	DISCUSSION	PHOTO	
025-084	Provide masonry stain prevention per specification section 042000 1.9 C. Provide masonry cleaner per specification section 042000 2.12. Provide final masonry cleaning per specification section 042000 3.14 D. Prepare steel decking, joist framing, steel framing, to receive paint finish per specification section 099123 3.2 Repair structural steel framing per specification section 051200 3.5. Cast stone installation in progress.			
	SPACE:	172 - CIRCULATION	SUBJECT:	8/14/24 at 1:04 PM
	CATEGORY:	Masonry / Steel Framing / Steel Decking	REFERENCE:	042000 / 051200 / 053100


## Site Visit - Construction Observation

DATE: 8/14/2024  
 VISIT NAME: Construction  
 Progress Site Visit  
 REPORT NO: 025

ITEM	REMARKS	DISCUSSION	PHOTO	
025-085	<p>Provide concrete unit masonry repairing, pointing, and cleaning per specification section 042200 3.11.</p> <p>Prepare concrete unit masonry, to receive paint finish per specification section 099123 3.2</p> <p>Ductwork installation in progress.</p> <p>Install ductwork per specification section 233113 3.3</p> <p>Install ductwork insulation per specification section 233113 3.4.</p> <p>Fire suppression line installation in progress.</p> <p>Install water based fire suppression system per specification section 211000 3.2.</p> <p>Provide identification per specification section 211000 3.6.</p> <p>Provide field quality control per specification section 211000 3.7.</p> <p>Provide cleaning per specification section 211000 3.8.</p>			
	SPACE:	172 - CIRCULATION	SUBJECT:	8/14/24 at 1:05 PM
	CATEGORY:	Masonry / Ductwork / Fire Suppression	REFERENCE:	042000 / 233113 / 211000

# Site Visit - Construction Observation


DATE: 8/14/2024  
 VISIT NAME: Construction  
 Progress Site Visit  
 REPORT NO: 025

ITEM	REMARKS	DISCUSSION	PHOTO
025-086	<p>Provide concrete unit masonry repairing, pointing, and cleaning per specification section 042200 3.11.</p> <p>Prepare concrete unit masonry, to receive paint finish per specification section 099123 3.2</p> <p>Ductwork installation in progress.</p> <p>Install ductwork per specification section 233113 3.3</p> <p>Install ductwork insulation per specification section 233113 3.4.</p> <p>Fire suppression line installation in progress.</p> <p>Install water based fire suppression system per specification section 211000 3.2.</p> <p>Provide identification per specification section 211000 3.6.</p> <p>Provide field quality control per specification section 211000 3.7.</p> <p>Provide cleaning per specification section 211000 3.8.</p>		
	SPACE:	172 - CIRCULATION	SUBJECT: 8/14/24 at 1:05 PM
	CATEGORY:	Masonry / Ductwork / Fire Suppression	REFERENCE: 042000 / 233113 / 211000




## Site Visit - Construction Observation

DATE: 8/14/2024  
 VISIT NAME: Construction  
 Progress Site Visit  
 REPORT NO: 025

ITEM	REMARKS	DISCUSSION	PHOTO	
025-087	<p>Provide concrete unit masonry repairing, pointing, and cleaning per specification section 042200 3.11.</p> <p>Prepare concrete unit masonry, to receive paint finish per specification section 099123 3.2</p> <p>Repair structural steel framing per specification section 051200 3.5.</p> <p>Ductwork installation in progress.</p> <p>Install ductwork per specification section 233113 3.3</p> <p>Install ductwork insulation per specification section 233113 3.4.</p> <p>Fire suppression line installation in progress.</p> <p>Install water based fire suppression system per specification section 211000 3.2.</p> <p>Provide identification per specification section 211000 3.6.</p> <p>Provide field quality control per specification section 211000 3.7.</p> <p>Provide cleaning per specification section 211000 3.8.</p>			
	SPACE:	162 - CIRCULATION	SUBJECT:	8/14/24 at 1:06 PM
	CATEGORY:	Masonry / Ductwork / Fire Suppression	REFERENCE:	042000 / 233113 / 211000


# Site Visit - Construction Observation

DATE: 8/14/2024  
 VISIT NAME: Construction  
 Progress Site Visit  
 REPORT NO: 025

ITEM	REMARKS	DISCUSSION	PHOTO
025-088	<p>Provide concrete unit masonry repairing, pointing, and cleaning per specification section 042200 3.11.</p> <p>Prepare concrete unit masonry, to receive paint finish per specification section 099123 3.2</p> <p>Ductwork installation in progress.</p> <p>Install ductwork per specification section 233113 3.3</p> <p>Install ductwork insulation per specification section 233113 3.4.</p> <p>Fire suppression line installation in progress.</p> <p>Install water based fire suppression system per specification section 211000 3.2.</p> <p>Provide identification per specification section 211000 3.6.</p> <p>Provide field quality control per specification section 211000 3.7.</p> <p>Provide cleaning per specification section 211000 3.8.</p>		
SPACE:	174 - IMAGE ROOM	SUBJECT:	8/14/24 at 1:07 PM
CATEGORY:	Masonry / Ductwork / Fire Suppression	REFERENCE:	042000 / 233113 / 211000


## Site Visit - Construction Observation

DATE: 8/14/2024  
 VISIT NAME: Construction  
 Progress Site Visit  
 REPORT NO: 025

ITEM	REMARKS	DISCUSSION	PHOTO	
025-089	<p>Provide concrete unit masonry repairing, pointing, and cleaning per specification section 042200 3.11.</p> <p>Prepare concrete unit masonry, to receive paint finish per specification section 099123 3.2</p> <p>Ductwork installation in progress.</p> <p>Install ductwork per specification section 233113 3.3</p> <p>Install ductwork insulation per specification section 233113 3.4.</p> <p>Fire suppression line installation in progress.</p> <p>Install water based fire suppression system per specification section 211000 3.2.</p> <p>Provide identification per specification section 211000 3.6.</p> <p>Provide field quality control per specification section 211000 3.7.</p> <p>Provide cleaning per specification section 211000 3.8.</p>			
	SPACE:	162 - CIRCULATION	SUBJECT:	8/14/24 at 1:07 PM
	CATEGORY:	Masonry / Ductwork / Fire Suppression	REFERENCE:	042000 / 233113 / 211000


## Site Visit - Construction Observation

DATE: 8/14/2024  
 VISIT NAME: Construction  
 Progress Site Visit  
 REPORT NO: 025

ITEM	REMARKS	DISCUSSION	PHOTO
025-090	<p>Provide concrete unit masonry repairing, pointing, and cleaning per specification section 042200 3.11.</p> <p>Prepare concrete unit masonry, to receive paint finish per specification section 099123 3.2</p> <p>Ductwork installation in progress.</p> <p>Install ductwork per specification section 233113 3.3</p> <p>Install ductwork insulation per specification section 233113 3.4.</p> <p>Fire suppression line installation in progress.</p> <p>Install water based fire suppression system per specification section 211000 3.2.</p> <p>Provide identification per specification section 211000 3.6.</p> <p>Provide field quality control per specification section 211000 3.7.</p> <p>Provide cleaning per specification section 211000 3.8.</p>		
SPACE:	174 - IMAGE ROOM	SUBJECT:	8/14/24 at 1:07 PM
CATEGORY:	Masonry / Ductwork / Fire Suppression	REFERENCE:	042000 / 233113 / 211000


## Site Visit - Construction Observation

DATE: 8/14/2024  
 VISIT NAME: Construction  
 Progress Site Visit  
 REPORT NO: 025

ITEM	REMARKS	DISCUSSION	PHOTO	
025-091	<p>Provide concrete unit masonry repairing, pointing, and cleaning per specification section 042200 3.11.</p> <p>Prepare concrete unit masonry, to receive paint finish per specification section 099123 3.2</p> <p>Ductwork installation in progress.</p> <p>Install ductwork per specification section 233113 3.3</p> <p>Install ductwork insulation per specification section 233113 3.4.</p> <p>Fire suppression line installation in progress.</p> <p>Install water based fire suppression system per specification section 211000 3.2.</p> <p>Provide identification per specification section 211000 3.6.</p> <p>Provide field quality control per specification section 211000 3.7.</p> <p>Provide cleaning per specification section 211000 3.8.</p>			
	SPACE:	174 - IMAGE ROOM	SUBJECT:	8/14/24 at 1:08 PM
	CATEGORY:	Masonry / Ductwork / Fire Suppression	REFERENCE:	042000 / 233113 / 211000


# Site Visit - Construction Observation

DATE: 8/14/2024  
 VISIT NAME: Construction  
 Progress Site Visit  
 REPORT NO: 025

ITEM	REMARKS	DISCUSSION	PHOTO
025-092	<p>Provide masonry stain prevention per specification section 042000 1.9 C.</p> <p>Provide masonry cleaner per specification section 042000 2.12.</p> <p>Provide final masonry cleaning per specification section 042000 3.14 D.</p> <p>Prepare steel decking, joist framing, steel framing, to receive paint finish per specification section 099123 3.2</p> <p>Repair structural steel framing per specification section 051200 3.5.</p> <p>Cast stone installation in progress.</p>		
	SPACE:	183 - WAREHOUSE	SUBJECT: 8/14/24 at 1:08 PM
	CATEGORY:	Masonry / Steel Framing	REFERENCE: 042000 / 051200


# Site Visit - Construction Observation

DATE: 8/14/2024  
 VISIT NAME: Construction  
 Progress Site Visit  
 REPORT NO: 025

ITEM	REMARKS	DISCUSSION	PHOTO	
025-093	<p>Provide masonry stain prevention per specification section 042000 1.9 C.</p> <p>Provide masonry cleaner per specification section 042000 2.12.</p> <p>Provide final masonry cleaning per specification section 042000 3.14 D.</p> <p>Prepare steel decking, joist framing, steel framing, to receive paint finish per specification section 099123 3.2</p> <p>Repair structural steel framing per specification section 051200 3.5.</p> <p>Cast stone installation in progress.</p>			
	SPACE:	183 - WAREHOUSE	SUBJECT:	8/14/24 at 1:08 PM
	CATEGORY:	Masonry / Steel Framing	REFERENCE:	042000 / 051200

## Site Visit - Construction Observation


DATE: 8/14/2024  
 VISIT NAME: Construction  
 Progress Site Visit  
 REPORT NO: 025

ITEM	REMARKS	DISCUSSION	PHOTO
025-094	Provide masonry stain prevention per specification section 042000 1.9 C. Provide masonry cleaner per specification section 042000 2.12. Provide final masonry cleaning per specification section 042000 3.14 D. Prepare steel decking, joist framing, steel framing, to receive paint finish per specification section 099123 3.2 Repair structural steel framing per specification section 051200 3.5. Cast stone installation in progress.		
SPACE:	183 - WAREHOUSE	SUBJECT:	8/14/24 at 1:08 PM
CATEGORY:	Masonry / Steel Framing / Steel Decking	REFERENCE:	042000 / 051200 / 053100




## Site Visit - Construction Observation

DATE: 8/14/2024  
 VISIT NAME: Construction  
 Progress Site Visit  
 REPORT NO: 025

ITEM	REMARKS	DISCUSSION	PHOTO	
025-095	<p>Provide concrete unit masonry repairing, pointing, and cleaning per specification section 042200 3.11.</p> <p>Joint sealant installation in progress.</p> <p>Provide sealant color mock up for final review and approval at concrete unit masonry.</p> <p>Prepare steel decking, joist framing, structural steel, concrete unit masonry, to receive paint finish per specification section 099123 3.2</p> <p>Pipe and tube railing installation in progress.</p>			
	SPACE:	183 - WAREHOUSE	SUBJECT:	8/14/24 at 1:09 PM
	CATEGORY:	Masonry / Steel Framing / Steel Decking	REFERENCE:	042000 / 051200 / 053100


# Site Visit - Construction Observation

DATE: 8/14/2024  
 VISIT NAME: Construction  
 Progress Site Visit  
 REPORT NO: 025

ITEM	REMARKS	DISCUSSION	PHOTO	
025-096	<p>Provide concrete unit masonry repairing, pointing, and cleaning per specification section 042200 3.11.</p> <p>Joint sealant installation in progress.</p> <p>Provide sealant color mock up for final review and approval at concrete unit masonry.</p> <p>Prepare steel decking, joist framing, structural steel, concrete unit masonry, to receive paint finish per specification section 099123 3.2</p> <p>Pipe and tube railing installation in progress.</p>			
	SPACE:	183 - WAREHOUSE	SUBJECT:	8/14/24 at 1:09 PM
	CATEGORY:	Masonry / Steel Framing / Steel Decking	REFERENCE:	042000 / 051200 / 053100


# Site Visit - Construction Observation

DATE: 8/14/2024  
 VISIT NAME: Construction  
 Progress Site Visit  
 REPORT NO: 025

ITEM	REMARKS	DISCUSSION	PHOTO	
025-097	<p>Provide concrete unit masonry repairing, pointing, and cleaning per specification section 042200 3.11.</p> <p>Joint sealant installation in progress.</p> <p>Provide sealant color mock up for final review and approval at concrete unit masonry.</p> <p>Prepare steel decking, joist framing, structural steel, concrete unit masonry, to receive paint finish per specification section 099123 3.2</p> <p>Pipe and tube railing installation in progress.</p>			
	SPACE:	183 - WAREHOUSE	SUBJECT:	8/14/24 at 1:09 PM
	CATEGORY:	Masonry / Steel Framing / Steel Decking	REFERENCE:	042000 / 051200 / 053100


## Site Visit - Construction Observation


DATE: 8/14/2024  
 VISIT NAME: Construction  
 Progress Site Visit  
 REPORT NO: 025

ITEM	REMARKS	DISCUSSION	PHOTO	
025-098	<p>Provide concrete unit masonry repairing, pointing, and cleaning per specification section 042200 3.11.</p> <p>Joint sealant installation in progress.</p> <p>Provide sealant color mock up for final review and approval at concrete unit masonry.</p> <p>Prepare steel decking, joist framing, structural steel, concrete unit masonry, to receive paint finish per specification section 099123 3.2</p> <p>Overhead coiling door installation in progress.</p>			
	SPACE:	183 - WAREHOUSE	SUBJECT:	8/14/24 at 1:10 PM
	CATEGORY:	Masonry / Steel Framing / Steel Decking	REFERENCE:	042000 / 051200 / 053100

## Site Visit - Construction Observation


DATE: 8/14/2024  
 VISIT NAME: Construction  
 Progress Site Visit  
 REPORT NO: 025


ITEM	REMARKS	DISCUSSION	PHOTO
025-099	Masonry installation in progress. Provide concrete unit masonry repairing, pointing, and cleaning per specification section 042200 3.11. Prepare concrete unit masonry, to receive paint finish per specification section 099123 3.2		
	SPACE: 184 - COVERED LOADING DOCK	SUBJECT: 8/14/24 at 1:10 PM	
	CATEGORY: Masonry / Steel Framing / Steel Decking	REFERENCE: 042000 / 051200 / 053100	

ITEM	REMARKS	DISCUSSION	PHOTO
025-100	Masonry installation in progress. Provide concrete unit masonry repairing, pointing, and cleaning per specification section 042200 3.11.		
	SPACE: 185 - OPERATIONS WAREHOUSE	SUBJECT: 8/14/24 at 1:11 PM	
	CATEGORY: Masonry / Steel Framing / Steel Decking	REFERENCE: 042000 / 051200 / 053100	

## Site Visit - Construction Observation


DATE: 8/14/2024  
 VISIT NAME: Construction  
 Progress Site Visit  
 REPORT NO: 025


ITEM	REMARKS	DISCUSSION	PHOTO
025-101	Masonry installation in progress. Provide concrete unit masonry repairing, pointing, and cleaning per specification section 042200 3.11.		
	SPACE: 185 - OPERATIONS WAREHOUSE	SUBJECT: 8/14/24 at 1:11 PM	
	CATEGORY: Masonry / Steel Framing / Steel Decking	REFERENCE: 042000 / 051200 / 053100	

ITEM	REMARKS	DISCUSSION	PHOTO
025-102	Masonry installation in progress. Provide concrete unit masonry repairing, pointing, and cleaning per specification section 042200 3.11.		
	SPACE: 185 - OPERATIONS WAREHOUSE	SUBJECT: 8/14/24 at 1:11 PM	
	CATEGORY: Masonry / Steel Framing / Steel Decking	REFERENCE: 042000 / 051200 / 053100	

## Site Visit - Construction Observation


DATE: 8/14/2024  
 VISIT NAME: Construction  
 Progress Site Visit  
 REPORT NO: 025

ITEM	REMARKS	DISCUSSION	PHOTO
025-103	Masonry installation in progress. Provide concrete unit masonry repairing, pointing, and cleaning per specification section 042200 3.11.		
	SPACE: 185 - OPERATIONS WAREHOUSE	SUBJECT: 8/14/24 at 1:12 PM	
	CATEGORY: Masonry / Steel Framing / Steel Decking	REFERENCE: 042000 / 051200 / 053100	

ITEM	REMARKS	DISCUSSION	PHOTO
025-104	Masonry installation in progress. Provide concrete unit masonry repairing, pointing, and cleaning per specification section 042200 3.11.		
	SPACE: 185 - OPERATIONS WAREHOUSE	SUBJECT: 8/14/24 at 1:12 PM	
	CATEGORY: Masonry / Steel Framing / Steel Decking	REFERENCE: 042000 / 051200 / 053100	

## Site Visit - Construction Observation


DATE: 8/14/2024  
 VISIT NAME: Construction  
 Progress Site Visit  
 REPORT NO: 025

ITEM	REMARKS	DISCUSSION	PHOTO	
025-105	<p>Provide concrete unit masonry repairing, pointing, and cleaning per specification section 042200 3.11.</p> <p>Prepare concrete unit masonry, to receive paint finish per specification section 099123 3.2</p> <p>Ductwork installation in progress.</p> <p>Install ductwork per specification section 233113 3.3</p> <p>Install ductwork insulation per specification section 233113 3.4.</p> <p>Fire suppression line installation in progress.</p> <p>Install water based fire suppression system per specification section 211000 3.2.</p> <p>Provide identification per specification section 211000 3.6.</p> <p>Provide field quality control per specification section 211000 3.7.</p> <p>Provide cleaning per specification section 211000 3.8.</p>			
	SPACE:	108 - CIRCULATION	SUBJECT:	8/14/24 at 1:12 PM
	CATEGORY:	Masonry / Ductwork / Fire Suppression	REFERENCE:	042000 / 233113 / 211000




# Site Visit - Construction Observation

DATE: 8/14/2024  
 VISIT NAME: Construction  
 Progress Site Visit  
 REPORT NO: 025

ITEM	REMARKS	DISCUSSION	PHOTO
025-106	Provide concrete unit masonry repairing, pointing, and cleaning per specification section 042200 3.11. Prepare concrete unit masonry, to receive paint finish per specification section 099123 3.2 Ductwork installation in progress. Install ductwork per specification section 233113 3.3 Install ductwork insulation per specification section 233113 3.4. Fire suppression line installation in progress. Install water based fire suppression system per specification section 211000 3.2. Provide identification per specification section 211000 3.6. Provide field quality control per specification section 211000 3.7. Provide cleaning per specification section 211000 3.8.		
	SPACE:	125 - MALE LOCKER ROOM	SUBJECT: 8/14/24 at 1:13 PM
	CATEGORY:	Masonry / Ductwork / Fire Suppression	REFERENCE: 042000 / 233113 / 211000


## Site Visit - Construction Observation

DATE: 8/14/2024  
 VISIT NAME: Construction  
 Progress Site Visit  
 REPORT NO: 025

ITEM	REMARKS	DISCUSSION	PHOTO
025-107	<p>Provide concrete unit masonry repairing, pointing, and cleaning per specification section 042200 3.11.</p> <p>Prepare concrete unit masonry, to receive paint finish per specification section 099123 3.2</p> <p>Ductwork installation in progress.</p> <p>Install ductwork per specification section 233113 3.3</p> <p>Install ductwork insulation per specification section 233113 3.4.</p> <p>Fire suppression line installation in progress.</p> <p>Install water based fire suppression system per specification section 211000 3.2.</p> <p>Provide identification per specification section 211000 3.6.</p> <p>Provide field quality control per specification section 211000 3.7.</p> <p>Provide cleaning per specification section 211000 3.8.</p> <p>Toilet accessories installation in progress.</p>		
	SPACE:	122 - FEMALE LOCKER ROOM	SUBJECT: 8/14/24 at 1:14 PM
	CATEGORY:	Masonry / Ductwork / Fire Suppression	REFERENCE: 042000 / 233113 / 211000


## Site Visit - Construction Observation

DATE: 8/14/2024  
 VISIT NAME: Construction  
 Progress Site Visit  
 REPORT NO: 025

ITEM	REMARKS	DISCUSSION	PHOTO								
025-108	<p>Provide concrete unit masonry repairing, pointing, and cleaning per specification section 042200 3.11.</p> <p>Prepare concrete unit masonry, to receive paint finish per specification section 099123 3.2</p> <p>Ductwork installation in progress.</p> <p>Install ductwork per specification section 233113 3.3</p> <p>Install ductwork insulation per specification section 233113 3.4.</p> <p>Fire suppression line installation in progress.</p> <p>Install water based fire suppression system per specification section 211000 3.2.</p> <p>Provide identification per specification section 211000 3.6.</p> <p>Provide field quality control per specification section 211000 3.7.</p> <p>Provide cleaning per specification section 211000 3.8.</p> <p>Toilet accessories installation in progress.</p>										
	<table border="1" style="width: 100%; border-collapse: collapse;"> <tr> <td style="width: 25%;">SPACE:</td> <td style="width: 30%;">122 - FEMALE LOCKER ROOM</td> <td style="width: 25%;">SUBJECT:</td> <td style="width: 20%;">8/14/24 at 1:14 PM</td> </tr> <tr> <td>CATEGORY:</td> <td>Masonry / Ductwork / Fire Suppression</td> <td>REFERENCE:</td> <td>042000 / 233113 / 211000</td> </tr> </table>	SPACE:	122 - FEMALE LOCKER ROOM	SUBJECT:	8/14/24 at 1:14 PM	CATEGORY:	Masonry / Ductwork / Fire Suppression	REFERENCE:	042000 / 233113 / 211000		
SPACE:	122 - FEMALE LOCKER ROOM	SUBJECT:	8/14/24 at 1:14 PM								
CATEGORY:	Masonry / Ductwork / Fire Suppression	REFERENCE:	042000 / 233113 / 211000								


# Site Visit - Construction Observation

DATE: 8/14/2024  
 VISIT NAME: Construction  
 Progress Site Visit  
 REPORT NO: 025

ITEM	REMARKS	DISCUSSION	PHOTO	
025-109	<p>Provide concrete unit masonry repairing, pointing, and cleaning per specification section 042200 3.11.</p> <p>Prepare concrete unit masonry, to receive paint finish per specification section 099123 3.2</p> <p>Ductwork installation in progress.</p> <p>Install ductwork per specification section 233113 3.3</p> <p>Install ductwork insulation per specification section 233113 3.4.</p> <p>Fire suppression line installation in progress.</p> <p>Install water based fire suppression system per specification section 211000 3.2.</p> <p>Provide identification per specification section 211000 3.6.</p> <p>Provide field quality control per specification section 211000 3.7.</p> <p>Provide cleaning per specification section 211000 3.8.</p> <p>Plumbing fixture installation in progress</p>			
	SPACE:	158 - TRAINING ROOM	SUBJECT:	8/14/24 at 1:15 PM
	CATEGORY:	Masonry / Ductwork / Fire Suppression	REFERENCE:	042000 / 233113 / 211000


## Site Visit - Construction Observation

DATE: 8/14/2024  
 VISIT NAME: Construction  
 Progress Site Visit  
 REPORT NO: 025

ITEM	REMARKS	DISCUSSION	PHOTO
025-110	<p>Provide concrete unit masonry repairing, pointing, and cleaning per specification section 042200 3.11.</p> <p>Prepare concrete unit masonry, to receive paint finish per specification section 099123 3.2</p> <p>Ductwork installation in progress.</p> <p>Install ductwork per specification section 233113 3.3</p> <p>Install ductwork insulation per specification section 233113 3.4.</p> <p>Fire suppression line installation in progress.</p> <p>Install water based fire suppression system per specification section 211000 3.2.</p> <p>Provide identification per specification section 211000 3.6.</p> <p>Provide field quality control per specification section 211000 3.7.</p> <p>Provide cleaning per specification section 211000 3.8.</p>		
	SPACE:	159 - PLAN AND O+M ROOM	SUBJECT: 8/14/24 at 1:15 PM
	CATEGORY:	Masonry / Ductwork / Fire Suppression	REFERENCE: 042000 / 233113 / 211000


## Site Visit - Construction Observation


DATE: 8/14/2024  
 VISIT NAME: Construction  
 Progress Site Visit  
 REPORT NO: 025

ITEM	REMARKS	DISCUSSION	PHOTO
025-111	<p>Provide concrete unit masonry repairing, pointing, and cleaning per specification section 042200 3.11.</p> <p>Prepare concrete unit masonry, to receive paint finish per specification section 099123 3.2</p> <p>Ductwork installation in progress.</p> <p>Install ductwork per specification section 233113 3.3</p> <p>Install ductwork insulation per specification section 233113 3.4.</p> <p>Fire suppression line installation in progress.</p> <p>Install water based fire suppression system per specification section 211000 3.2.</p> <p>Provide identification per specification section 211000 3.6.</p> <p>Provide field quality control per specification section 211000 3.7.</p> <p>Provide cleaning per specification section 211000 3.8.</p>		
	SPACE:	160 - RECORDS AND PLAN ARCHIVE	SUBJECT: 8/14/24 at 1:15 PM
	CATEGORY:	Masonry / Ductwork / Fire Suppression	REFERENCE: 042000 / 233113 / 211000

# Site Visit - Construction Observation


DATE: 8/14/2024  
 VISIT NAME: Construction  
 Progress Site Visit  
 REPORT NO: 025


ITEM	REMARKS	DISCUSSION	PHOTO
025-112	<p>Provide concrete unit masonry repairing, pointing, and cleaning per specification section 042200 3.11.</p> <p>Joint sealant installation in progress.</p> <p>Provide sealant color mock up for final review and approval at concrete unit masonry.</p> <p>Prepare steel decking, joist framing, structural steel, concrete unit masonry, to receive paint finish per specification section 099123 3.2</p> <p>Pipe and tube railing installation in progress.</p>		
	SPACE:	157 - WORK SPACE CARPENTRY	SUBJECT: 8/14/24 at 1:16 PM
	CATEGORY:	Masonry / Steel Framing / Steel Decking	REFERENCE: 042000 / 051200 / 053100

ITEM	REMARKS	DISCUSSION	PHOTO
025-113	<p>Concrete isolation slab and steel column installation complete.</p> <p>Repair / touch up concrete slab and expansion joint / sealant.</p>		
	SPACE:	154 - WORK SPACE PLUMBING	SUBJECT: 8/14/24 at 1:17 PM
	CATEGORY:	Concrete / Steel Framing	REFERENCE: 033000 / 051200

## Site Visit - Construction Observation

DATE: 8/14/2024  
 VISIT NAME: Construction  
 Progress Site Visit  
 REPORT NO: 025


ITEM	REMARKS	DISCUSSION	PHOTO
025-114	Concrete isolation slab and steel column installation complete. Repair / touch up concrete slab and expansion joint / sealant.		
	SPACE:	155 - WORK SPACE ELECTRICIAN	SUBJECT: 8/14/24 at 1:17 PM
	CATEGORY:	Concrete / Steel Framing	REFERENCE: 033000 / 051200

ITEM	REMARKS	DISCUSSION	PHOTO
025-115	Provide concrete unit masonry repairing, pointing, and cleaning per specification section 042200 3.11. Joint sealant installation in progress. Provide sealant color mock up for final review and approval at concrete unit masonry. Prepare steel decking, joist framing, structural steel, concrete unit masonry, to receive paint finish per specification section 099123 3.2 Pipe and tube railing installation in progress.		
	SPACE:	154 - WORK SPACE PLUMBING	SUBJECT: 8/14/24 at 1:17 PM
	CATEGORY:	Masonry / Steel Framing / Steel Decking	REFERENCE: 042000 / 051200 / 053100




## Site Visit - Construction Observation

DATE: 8/14/2024  
 VISIT NAME: Construction  
 Progress Site Visit  
 REPORT NO: 025

ITEM	REMARKS	DISCUSSION	PHOTO								
025-116	<p>Prepare steel decking, joist framing, concrete unit masonry, to receive paint finish per specification section 099123 3.2</p> <p>Concrete column installation complete.</p> <p>Ensure all structural steel fasteners are properly installed.</p> <p>Rough carpentry installation in progress.</p> <p>Ensure wood blocking is not pressure treated.</p> <p>Pressure treated lumber will have a corrosive reaction to the aluminum wrap.</p>										
	<table border="1" style="width: 100%; border-collapse: collapse;"> <tr> <td style="width: 25%;">SPACE:</td> <td style="width: 35%;">154 - WORK SPACE PLUMBING</td> <td style="width: 25%;">SUBJECT:</td> <td style="width: 15%;">8/14/24 at 1:18 PM</td> </tr> <tr> <td>CATEGORY:</td> <td>Concrete / Steel Framing / Rough Carpentry</td> <td>REFERENCE:</td> <td>033000 / 051200 / 061053</td> </tr> </table>	SPACE:	154 - WORK SPACE PLUMBING	SUBJECT:	8/14/24 at 1:18 PM	CATEGORY:	Concrete / Steel Framing / Rough Carpentry	REFERENCE:	033000 / 051200 / 061053		
SPACE:	154 - WORK SPACE PLUMBING	SUBJECT:	8/14/24 at 1:18 PM								
CATEGORY:	Concrete / Steel Framing / Rough Carpentry	REFERENCE:	033000 / 051200 / 061053								


# Site Visit - Construction Observation


DATE: 8/14/2024  
 VISIT NAME: Construction  
 Progress Site Visit  
 REPORT NO: 025

ITEM	REMARKS	DISCUSSION	PHOTO	
025-117	<p>Provide masonry stain prevention per specification section 042000 1.9 C.</p> <p>Provide masonry cleaner per specification section 042000 2.12.</p> <p>Provide final masonry cleaning per specification section 042000 3.14 D.</p> <p>Joint sealant installation in progress.</p> <p>Provide sealant color mock up for final review and approval at concrete unit masonry.</p> <p>Prepare steel decking, joist framing, concrete unit masonry, to receive paint finish per specification section 099123 3.2</p> <p>Concrete column installation complete.</p> <p>Ensure all structural steel fasteners are properly installed.</p> <p>Rough carpentry installation in progress.</p> <p>Ensure wood blocking is not pressure treated.</p> <p>Pressure treated lumber will have a corrosive reaction to the aluminum wrap.</p>			
	SPACE:	156 - WORK SPACE HVAC	SUBJECT:	8/14/24 at 1:18 PM
	CATEGORY:	Concrete / Steel Framing / Rough Carpentry	REFERENCE:	033000 / 051200 / 061053

## Site Visit - Construction Observation


DATE: 8/14/2024  
 VISIT NAME: Construction  
 Progress Site Visit  
 REPORT NO: 025

ITEM	REMARKS	DISCUSSION	PHOTO
025-118	<p>Provide concrete unit masonry repairing, pointing, and cleaning per specification section 042200 3.11.</p> <p>Joint sealant installation in progress.</p> <p>Provide sealant color mock up for final review and approval at concrete unit masonry.</p> <p>Prepare steel decking, joist framing, structural steel, concrete unit masonry, to receive paint finish per specification section 099123 3.2</p> <p>Pipe and tube railing installation in progress.</p>		
	SPACE:	226 - MEZZANINE	SUBJECT: 8/14/24 at 1:19 PM
	CATEGORY:	Masonry / Steel Framing / Steel Decking	REFERENCE: 042000 / 051200 / 053100

ITEM	REMARKS	DISCUSSION	PHOTO
025-119	<p>Joint sealant installation in progress.</p> <p>Touch up / repair open mortar joint.</p>		
	SPACE:	226 - MEZZANINE	SUBJECT: 8/14/24 at 1:20 PM
	CATEGORY:	Concrete / Masonry	REFERENCE: 033000 / 042000


# Site Visit - Construction Observation

DATE: 8/14/2024  
 VISIT NAME: Construction  
 Progress Site Visit  
 REPORT NO: 025

ITEM	REMARKS	DISCUSSION	PHOTO								
025-120	<p>Prepare steel decking, joist framing, concrete unit masonry, to receive paint finish per specification section 099123 3.2</p> <p>Concrete column installation complete.</p> <p>Ensure all structural steel fasteners are properly installed.</p> <p>Rough carpentry installation in progress.</p> <p>Ensure wood blocking is not pressure treated.</p> <p>Pressure treated lumber will have a corrosive reaction to the aluminum wrap.</p>										
	<table border="1" style="width: 100%; border-collapse: collapse;"> <tr> <td style="width: 25%;">SPACE:</td> <td style="width: 30%;">155 - WORK SPACE ELECTRICIAN</td> <td style="width: 25%;">SUBJECT:</td> <td style="width: 20%;">8/14/24 at 1:20 PM</td> </tr> <tr> <td>CATEGORY:</td> <td>Concrete / Steel Framing / Steel Decking</td> <td>REFERENCE:</td> <td>033000 / 051200 / 053100</td> </tr> </table>	SPACE:	155 - WORK SPACE ELECTRICIAN	SUBJECT:	8/14/24 at 1:20 PM	CATEGORY:	Concrete / Steel Framing / Steel Decking	REFERENCE:	033000 / 051200 / 053100		
SPACE:	155 - WORK SPACE ELECTRICIAN	SUBJECT:	8/14/24 at 1:20 PM								
CATEGORY:	Concrete / Steel Framing / Steel Decking	REFERENCE:	033000 / 051200 / 053100								


# Site Visit - Construction Observation


DATE: 8/14/2024  
 VISIT NAME: Construction  
 REPORT NO: Progress Site Visit 025

ITEM	REMARKS	DISCUSSION	PHOTO
025-121	<p>Prepare steel decking, joist framing, concrete unit masonry, to receive paint finish per specification section 099123 3.2                      Concrete column installation complete. Ensure all structural steel fasteners are properly installed. Rough carpentry installation in progress. Ensure wood blocking is not pressure treated. Pressure treated lumber will have a corrosive reaction to the aluminum wrap.</p>		
SPACE:	154 - WORK SPACE PLUMBING	SUBJECT:	8/14/24 at 1:21 PM
CATEGORY:	Concrete / Steel Framing / Steel Decking	REFERENCE:	033000 / 051200 / 053100

# Site Visit - Construction Observation


DATE: 8/14/2024  
 VISIT NAME: Construction  
 Progress Site Visit  
 REPORT NO: 025


ITEM	REMARKS	DISCUSSION	PHOTO
025-122	Prepare steel decking, joist framing, concrete unit masonry, to receive paint finish per specification section 099123 3.2 Ensure all structural steel fasteners are properly installed. Repair structural steel framing per specification section 051200 3.5.		
	SPACE: 229 - MAINTENANCE STORAGE	SUBJECT: 8/14/24 at 1:22 PM	
	CATEGORY: Concrete / Steel Framing / Steel Decking	REFERENCE: 033000 / 051200 / 053100	

ITEM	REMARKS	DISCUSSION	PHOTO
025-123	Prepare steel decking, joist framing, concrete unit masonry, to receive paint finish per specification section 099123 3.2 Ensure all structural steel fasteners are properly installed. Repair structural steel framing per specification section 051200 3.5.		
	SPACE: 229 - MAINTENANCE STORAGE	SUBJECT: 8/14/24 at 1:22 PM	
	CATEGORY: Concrete / Steel Framing / Steel Decking	REFERENCE: 033000 / 051200 / 053100	

## Site Visit - Construction Observation


DATE: 8/14/2024  
 VISIT NAME: Construction  
 Progress Site Visit  
 REPORT NO: 025


ITEM	REMARKS	DISCUSSION	PHOTO
025-124	Prepare steel decking, joist framing to receive paint finish per specification section 099123 3.2 Ensure all structural steel fasteners are properly installed. Repair structural steel framing per specification section 051200 3.5.		
	SPACE:	229 - MAINTENANCE STORAGE	SUBJECT: 8/14/24 at 1:23 PM
	CATEGORY:	Steel Framing / Steel Decking	REFERENCE: 051200 / 053100

ITEM	REMARKS	DISCUSSION	PHOTO
025-125	Prepare structural framing to receive paint finish per specification section 099123 3.2 Ensure all structural steel fasteners are properly installed. Repair structural steel framing per specification section 051200 3.5.		
	SPACE:	229 - MAINTENANCE STORAGE	SUBJECT: 8/14/24 at 1:23 PM
	CATEGORY:	Steel Framing	REFERENCE: 051200

## Site Visit - Construction Observation

DATE: 8/14/2024  
 VISIT NAME: Construction  
 Progress Site Visit  
 REPORT NO: 025


ITEM	REMARKS	DISCUSSION	PHOTO
025-126	Prepare structural framing to receive paint finish per specification section 099123 3.2 Ensure all structural steel fasteners are properly installed. Repair structural steel framing per specification section 051200 3.5.		
	SPACE: 229 - MAINTENANCE STORAGE	SUBJECT: 8/14/24 at 1:24 PM	
	CATEGORY: Masonry / Steel Framing	REFERENCE: 042000 / 051200	


ITEM	REMARKS	DISCUSSION	PHOTO
025-127	Prepare structural framing to receive paint finish per specification section 099123 3.2 Ensure all structural steel fasteners are properly installed. Repair structural steel framing per specification section 051200 3.5.		
	SPACE: 229 - MAINTENANCE STORAGE	SUBJECT: 8/14/24 at 1:24 PM	
	CATEGORY: Masonry / Steel Framing	REFERENCE: 042000 / 051200	



## Site Visit - Construction Observation


DATE: 8/14/2024  
 VISIT NAME: Construction  
 Progress Site Visit  
 REPORT NO: 025

ITEM	REMARKS	DISCUSSION	PHOTO
025-128	Prepare structural framing to receive paint finish per specification section 099123 3.2 Ensure all structural steel fasteners are properly installed. Repair structural steel framing per specification section 051200 3.5.		
	SPACE: 229 - MAINTENANCE STORAGE	SUBJECT: 8/14/24 at 1:24 PM	
	CATEGORY: Masonry / Steel Framing	REFERENCE: 042000 / 051200	

ITEM	REMARKS	DISCUSSION	PHOTO
025-129	Prepare structural framing to receive paint finish per specification section 099123 3.2 Ensure all structural steel fasteners are properly installed. Repair structural steel framing per specification section 051200 3.5.		
	SPACE: 229 - MAINTENANCE STORAGE	SUBJECT: 8/14/24 at 1:24 PM	
	CATEGORY: Masonry / Steel Framing	REFERENCE: 042000 / 051200	


## Site Visit - Construction Observation

DATE: 8/14/2024  
 VISIT NAME: Construction  
 Progress Site Visit  
 REPORT NO: 025

ITEM	REMARKS	DISCUSSION	PHOTO	
025-130	<p>Prepare steel decking, joist framing, concrete unit masonry, to receive paint finish per specification section 099123 3.2</p> <p>Ensure all structural steel fasteners are properly installed.</p> <p>Repair structural steel framing per specification section 051200 3.5.</p> <p>Non structural metal framing members stored on site.</p> <p>MBA metal framing approved.</p> <p>Provide non structural framing members examination per specification section 092216 3.1 A and B.</p>			
	SPACE:	226 - MEZZANINE	SUBJECT:	8/14/24 at 1:27 PM
	CATEGORY:	Masonry / Steel Framing / Non-Structural Framing	REFERENCE:	042000 / 051200 / 092216


# Site Visit - Construction Observation

DATE: 8/14/2024  
 VISIT NAME: Construction  
 Progress Site Visit  
 REPORT NO: 025

ITEM	REMARKS	DISCUSSION	PHOTO
025-131	<p>Non structural metal framing fasteners stored on site.            MBA Metal Framing approved.            ClarkDietrich fasteners provided. ClarkDietrich fasteners have not been submitted for review and approval. No exceptions taken.            Provide non structural framing members examination per specification section 092216 3.1 A and B.</p>		
	SPACE: 226 - MEZZANINE	SUBJECT: 8/14/24 at 1:27 PM	
	CATEGORY: Non-Structural Framing	REFERENCE: 092216	


# Site Visit - Construction Observation

DATE: 8/14/2024  
 VISIT NAME: Construction  
 Progress Site Visit  
 REPORT NO: 025

ITEM	REMARKS	DISCUSSION	PHOTO	
025-132	<p>Provide concrete unit masonry repairing, pointing, and cleaning per specification section 042200 3.11.</p> <p>Prepare concrete unit masonry, to receive paint finish per specification section 099123 3.2</p> <p>Steel joist framing installation complete.</p> <p>Provide repairs per specification section 052100 3.3</p> <p>Ductwork installation in progress.</p> <p>Install ductwork per specification section 233113 3.3</p> <p>Install ductwork insulation per specification section 233113 3.4.</p>			
	SPACE:	202 - CIRCULATION	SUBJECT:	8/14/24 at 1:27 PM
	CATEGORY:	Masonry / Joist Framing / Ductwork	REFERENCE:	042000 / 052100 / 233113


# Site Visit - Construction Observation

DATE: 8/14/2024  
 VISIT NAME: Construction  
 Progress Site Visit  
 REPORT NO: 025

ITEM	REMARKS	DISCUSSION	PHOTO
025-133	<p>Provide concrete unit masonry repairing, pointing, and cleaning per specification section 042200 3.11.</p> <p>Prepare concrete unit masonry, to receive paint finish per specification section 099123 3.2</p> <p>Steel joist framing installation complete.</p> <p>Provide repairs per specification section 052100 3.3</p> <p>Ductwork installation in progress.</p> <p>Install ductwork per specification section 233113 3.3</p> <p>Install ductwork insulation per specification section 233113 3.4.</p>		
	SPACE:	202 - CIRCULATION	SUBJECT: 8/14/24 at 1:28 PM
	CATEGORY:	Masonry / Joist Framing / Ductwork	REFERENCE: 042000 / 052100 / 233113


# Site Visit - Construction Observation

DATE: 8/14/2024  
 VISIT NAME: Construction  
 Progress Site Visit  
 REPORT NO: 025

ITEM	REMARKS	DISCUSSION	PHOTO	
025-134	<p>Provide concrete unit masonry repairing, pointing, and cleaning per specification section 042200 3.11.</p> <p>Prepare concrete unit masonry, to receive paint finish per specification section 099123 3.2</p> <p>Steel joist framing installation complete.</p> <p>Provide repairs per specification section 052100 3.3</p> <p>Ductwork installation in progress.</p> <p>Install ductwork per specification section 233113 3.3</p> <p>Install ductwork insulation per specification section 233113 3.4.</p> <p>Storefront installation in progress.</p>			
	SPACE:	204 - KITCHEN	SUBJECT:	8/14/24 at 1:28 PM
	CATEGORY:	Masonry / Joist Framing / Ductwork	REFERENCE:	042000 / 052100 / 233113


## Site Visit - Construction Observation

DATE: 8/14/2024  
 VISIT NAME: Construction  
 Progress Site Visit  
 REPORT NO: 025

ITEM	REMARKS	DISCUSSION	PHOTO	
025-135	<p>Provide concrete unit masonry repairing, pointing, and cleaning per specification section 042200 3.11.</p> <p>Prepare concrete unit masonry, to receive paint finish per specification section 099123 3.2</p> <p>Steel joist framing installation complete.</p> <p>Provide repairs per specification section 052100 3.3</p> <p>Balcony tube steel has been installed.</p> <p>Coordinate location with approved stair shop drawing submittal.</p>			
	SPACE:	201 - CIRCULATION	SUBJECT:	8/14/24 at 1:29 PM
	CATEGORY:	Masonry / Steel Framing / Steel Decking	REFERENCE:	042000 / 051200 / 053100

# Site Visit - Construction Observation


DATE: 8/14/2024  
 VISIT NAME: Construction  
 Progress Site Visit  
 REPORT NO: 025

ITEM	REMARKS	DISCUSSION	PHOTO								
025-136	<p>Provide concrete unit masonry repairing, pointing, and cleaning per specification section 042200 3.11.</p> <p>Joint sealant installation in progress.</p> <p>Provide sealant color mock up for final review and approval at concrete unit masonry.</p> <p>Prepare steel decking, joist framing, structural steel, concrete unit masonry, to receive paint finish per specification section 099123 3.2</p>										
	<table border="1" style="width: 100%; border-collapse: collapse;"> <tr> <td style="width: 25%;">SPACE:</td> <td style="width: 35%;">201 - CIRCULATION</td> <td style="width: 25%;">SUBJECT:</td> <td style="width: 15%;">8/14/24 at 1:29 PM</td> </tr> <tr> <td>CATEGORY:</td> <td>Masonry / Steel Framing / Steel Decking</td> <td>REFERENCE:</td> <td>042000 / 051200 / 053100</td> </tr> </table>	SPACE:	201 - CIRCULATION	SUBJECT:	8/14/24 at 1:29 PM	CATEGORY:	Masonry / Steel Framing / Steel Decking	REFERENCE:	042000 / 051200 / 053100		
SPACE:	201 - CIRCULATION	SUBJECT:	8/14/24 at 1:29 PM								
CATEGORY:	Masonry / Steel Framing / Steel Decking	REFERENCE:	042000 / 051200 / 053100								




# Site Visit - Construction Observation

DATE: 8/14/2024  
 VISIT NAME: Construction  
 Progress Site Visit  
 REPORT NO: 025

ITEM	REMARKS	DISCUSSION	PHOTO	
025-137	<p>Provide concrete unit masonry repairing, pointing, and cleaning per specification section 042200 3.11.</p> <p>Prepare concrete unit masonry, to receive paint finish per specification section 099123 3.2</p> <p>Steel joist framing installation complete.</p> <p>Provide repairs per specification section 052100 3.3</p> <p>Ductwork installation in progress.</p> <p>Install ductwork per specification section 233113 3.3</p> <p>Install ductwork insulation per specification section 233113 3.4.</p>			
	SPACE:	203 - CIRCULATION	SUBJECT:	8/14/24 at 1:30 PM
	CATEGORY:	Masonry / Joist Framing / Ductwork	REFERENCE:	042000 / 052100 / 233113


# Site Visit - Construction Observation

DATE: 8/14/2024  
 VISIT NAME: Construction  
 Progress Site Visit  
 REPORT NO: 025

ITEM	REMARKS	DISCUSSION	PHOTO	
025-138	<p>Provide concrete unit masonry repairing, pointing, and cleaning per specification section 042200 3.11.</p> <p>Prepare concrete unit masonry, to receive paint finish per specification section 099123 3.2</p> <p>Steel joist framing installation complete.</p> <p>Provide repairs per specification section 052100 3.3</p> <p>Ductwork installation in progress.</p> <p>Install ductwork per specification section 233113 3.3</p> <p>Install ductwork insulation per specification section 233113 3.4.</p>			
	SPACE:	203 - CIRCULATION	SUBJECT:	8/14/24 at 1:30 PM
	CATEGORY:	Masonry / Joist Framing / Ductwork	REFERENCE:	042000 / 052100 / 233113


## Site Visit - Construction Observation

DATE: 8/14/2024  
 VISIT NAME: Construction  
 Progress Site Visit  
 REPORT NO: 025

ITEM	REMARKS	DISCUSSION		PHOTO
025-139	Electrical equipment installation in progress.			
		SPACE: 225 - MECHANICAL / ELECTRICAL ROOM	SUBJECT:	8/14/24 at 1:31 PM
		CATEGORY: Electrical	REFERENCE:	260000


# Site Visit - Construction Observation


DATE: 8/14/2024  
 VISIT NAME: Construction  
 Progress Site Visit  
 REPORT NO: 025

ITEM	REMARKS	DISCUSSION	PHOTO
025-140	<p>Provide concrete unit masonry repairing, pointing, and cleaning per specification section 042200 3.11.</p> <p>Prepare concrete unit masonry, to receive paint finish per specification section 099123 3.2</p> <p>Steel joist framing installation complete.</p> <p>Provide repairs per specification section 052100 3.3</p> <p>Ductwork installation in progress.</p> <p>Install ductwork per specification section 233113 3.3</p> <p>Install ductwork insulation per specification section 233113 3.4.</p> <p>Storm water piping installation complete.</p> <p>Electrical equipment installation in progress.</p>		
	SPACE:	225 - MECHANICAL / ELECTRICAL ROOM	SUBJECT: 8/14/24 at 1:31 PM
	CATEGORY:	Masonry / Storm Piping / Electrical	REFERENCE: 042000 / 221319 / 26000

## Site Visit - Construction Observation


DATE: 8/14/2024  
 VISIT NAME: Construction  
 Progress Site Visit  
 REPORT NO: 025


ITEM	REMARKS	DISCUSSION	PHOTO
025-141	Electrical equipment installation in progress.		
	SPACE:	225 - MECHANICAL / ELECTRICAL ROOM	SUBJECT: 8/14/24 at 1:31 PM
	CATEGORY:	Electrical	REFERENCE: 260000

ITEM	REMARKS	DISCUSSION	PHOTO
025-142	Electrical equipment installation in progress.		
	SPACE:	225 - MECHANICAL / ELECTRICAL ROOM	SUBJECT: 8/14/24 at 1:32 PM
	CATEGORY:	Electrical	REFERENCE: 260000

# Site Visit - Construction Observation


DATE: 8/14/2024  
 VISIT NAME: Construction  
 Progress Site Visit  
 REPORT NO: 025


ITEM	REMARKS	DISCUSSION	PHOTO
025-143	Electrical equipment stored on site. Store electrical equipment per specifications.		
	SPACE:	225 - MECHANICAL / ELECTRICAL ROOM	SUBJECT: 8/14/24 at 1:32 PM
	CATEGORY:	Electrical	REFERENCE: 260000

ITEM	REMARKS	DISCUSSION	PHOTO
025-144	Electrical equipment installation in progress.		
	SPACE:	225 - MECHANICAL / ELECTRICAL ROOM	SUBJECT: 8/14/24 at 1:32 PM
	CATEGORY:	Electrical	REFERENCE: 260000

## Site Visit - Construction Observation


DATE: 8/14/2024  
 VISIT NAME: Construction  
 Progress Site Visit  
 REPORT NO: 025

ITEM	REMARKS	DISCUSSION	PHOTO
025-145	Steel decking installation in progress. Ensure roof decking is installed per specification section 053100 3.3.		
	SPACE: 223 - LARGE OPEN OFFICE 3	SUBJECT: 8/14/24 at 1:33 PM	
	CATEGORY: Steel Decking	REFERENCE: 053100	

ITEM	REMARKS	DISCUSSION	PHOTO
025-146	Masonry installation in progress. Provide concrete unit masonry repairing, pointing, and cleaning per specification section 042200 3.11. Steel framing installation in progress.		
	SPACE: 185 - OPERATIONS WAREHOUSE	SUBJECT: 8/14/24 at 1:36 PM	
	CATEGORY: Masonry / Steel Framing	REFERENCE: 042000 / 051200	

# Site Visit - Construction Observation


DATE: 8/14/2024  
 VISIT NAME: Construction  
 Progress Site Visit  
 REPORT NO: 025


ITEM	REMARKS	DISCUSSION	PHOTO
025-147	<p>Provide masonry stain prevention per specification section 042000 1.9 C.</p> <p>Provide masonry cleaner per specification section 042000 2.12.</p> <p>Provide final masonry cleaning per specification section 042000 3.14 D.</p> <p>Provide final cast stone masonry cleaning per specification section 047200 3.5 D.</p> <p>Provide final stone masonry cleaning per specification section 047323 adjusting and cleaning.</p> <p>Ensure all structural steel fasteners are properly installed.</p> <p>Repair structural steel framing per specification section 051200 3.5.</p> <p>Prepare structural framing, steel decking to receive paint finish per specification section 099123 3.2</p>		
SPACE:	002 - SOUTH ELEVATION	SUBJECT:	8/14/24 at 1:36 PM
CATEGORY:	Masonry / Steel Framing / Steel Decking	REFERENCE:	033000 / 051200 / 053100



# Site Visit - Construction Observation


DATE: 8/14/2024  
 VISIT NAME: Construction  
 Progress Site Visit  
 REPORT NO: 025

ITEM	REMARKS	DISCUSSION	PHOTO
025-148	Masonry materials stored on site. Provide delivery storage and handling per specification section 042000 1.8.		
	SPACE:	006 - SITE - SOUTH	SUBJECT: 8/14/24 at 1:36 PM
	CATEGORY:	Masonry	REFERENCE: 042000

ITEM	REMARKS	DISCUSSION	PHOTO
025-149	Masonry installation in progress		
	SPACE:	185 - OPERATIONS WAREHOUSE	SUBJECT: 8/14/24 at 1:37 PM
	CATEGORY:	Masonry	REFERENCE: 042000


# Site Visit - Construction Observation


DATE: 8/14/2024  
 VISIT NAME: Construction  
 Progress Site Visit  
 REPORT NO: 025

ITEM	REMARKS	DISCUSSION	PHOTO
025-150	<p>Provide masonry stain prevention per specification section 042000 1.9 C.</p> <p>Provide masonry cleaner per specification section 042000 2.12.</p> <p>Provide final masonry cleaning per specification section 042000 3.14 D.</p> <p>Provide final cast stone masonry cleaning per specification section 047200 3.5 D.</p> <p>Provide final stone masonry cleaning per specification section 047323 adjusting and cleaning.</p> <p>Prepare structural framing to receive paint finish per specification section 099123 3.2</p> <p>Ensure all structural steel fasteners are properly installed.</p> <p>Repair structural steel framing per specification section 051200 3.5.</p> <p>Prepare structural framing, steel decking to receive paint finish per specification section 099123 3.2</p>		
	SPACE:	008 - SITE - WEST	SUBJECT: 8/14/24 at 1:37 PM
	CATEGORY:	Masonry / Steel Framing / Steel Decking	REFERENCE: 042000 / 051200 / 053100

## Site Visit - Construction Observation


DATE: 8/14/2024  
 VISIT NAME: Construction  
 Progress Site Visit  
 REPORT NO: 025

ITEM	REMARKS	DISCUSSION	PHOTO				
025-151	Prepare steel decking, joist framing, concrete unit masonry, to receive paint finish per specification section 099123 3.2 Concrete column installation complete. Ensure all structural steel fasteners are properly installed. Rough carpentry installation in progress. Ensure wood blocking is not pressure treated. Pressure treated lumber will have a corrosive reaction to the aluminum wrap.						
				SPACE:	004 - WEST ELEVATION	SUBJECT:	8/14/24 at 1:38 PM
				CATEGORY:	Concrete / Steel Framing / Steel Decking	REFERENCE:	033000 / 051200 / 053100

ITEM	REMARKS	DISCUSSION	PHOTO				
025-152	Electrical transformer installation complete.						
				SPACE:	006 - SITE - SOUTH	SUBJECT:	8/14/24 at 1:38 PM
				CATEGORY:	Electrical	REFERENCE:	260000


## Site Visit - Construction Observation

DATE: 8/14/2024  
 VISIT NAME: Construction  
 Progress Site Visit  
 REPORT NO: 025

ITEM	REMARKS	DISCUSSION		PHOTO
025-153	Masonry materials stored on site. Provide delivery storage and handling per specification section 042000 1.8.			
SPACE:		008 - SITE - WEST	SUBJECT:	8/14/24 at 1:38 PM
CATEGORY:		Masonry	REFERENCE:	042000


## Site Visit - Construction Observation

DATE: 8/14/2024  
 VISIT NAME: Construction  
 Progress Site Visit  
 REPORT NO: 025

ITEM	REMARKS	DISCUSSION	PHOTO
025-154	Provide masonry stain prevention per specification section 042000 1.9 C. Provide masonry cleaner per specification section 042000 2.12. Provide final masonry cleaning per specification section 042000 3.14 D. Provide final cast stone masonry cleaning per specification section 047200 3.5 D. Provide final stone masonry cleaning per specification section 047323 adjusting and cleaning. Ensure all structural steel fasteners are properly installed. Repair structural steel framing per specification section 051200 3.5. Prepare structural framing, steel decking to receive paint finish per specification section 099123 3.2		
	SPACE:	008 - SITE - WEST	SUBJECT: 8/14/24 at 1:39 PM
	CATEGORY:	Masonry / Steel Framing / Steel Decking	REFERENCE: 042000 / 051200 / 053100


# Site Visit - Construction Observation

DATE: 8/14/2024  
 VISIT NAME: Construction  
 Progress Site Visit  
 REPORT NO: 025

ITEM	REMARKS	DISCUSSION	PHOTO	
025-155	<p>Provide masonry stain prevention per specification section 042000 1.9 C.</p> <p>Provide masonry cleaner per specification section 042000 2.12.</p> <p>Provide final masonry cleaning per specification section 042000 3.14 D.</p> <p>Provide final cast stone masonry cleaning per specification section 047200 3.5 D.</p> <p>Provide final stone masonry cleaning per specification section 047323 adjusting and cleaning.</p> <p>Ensure all structural steel fasteners are properly installed.</p> <p>Repair structural steel framing per specification section 051200 3.5.</p> <p>Prepare structural framing, steel decking to receive paint finish per specification section 099123 3.2</p>			
	SPACE:	004 - WEST ELEVATION	SUBJECT:	8/14/24 at 1:39 PM
	CATEGORY:	Masonry / Steel Framing / Steel Decking	REFERENCE:	042000 / 051200 / 053100


# Site Visit - Construction Observation

DATE: 8/14/2024  
 VISIT NAME: Construction  
 Progress Site Visit  
 REPORT NO: 025

ITEM	REMARKS	DISCUSSION	PHOTO
025-156	Asphalt paving installation in progress. Concrete sidewalk installation in progress.		
	SPACE:	008 - SITE - WEST	SUBJECT: 8/14/24 at 1:39 PM
	CATEGORY:	Asphalt Paving / Sidewalks	REFERENCE: 321216 / 321615

# Site Visit - Construction Observation


DATE: 8/14/2024  
 VISIT NAME: Construction  
 Progress Site Visit  
 REPORT NO: 025


ITEM	REMARKS	DISCUSSION	PHOTO	
025-157	<p>Provide masonry stain prevention per specification section 042000 1.9 C.</p> <p>Provide masonry cleaner per specification section 042000 2.12.</p> <p>Provide final masonry cleaning per specification section 042000 3.14 D.</p> <p>Provide final cast stone masonry cleaning per specification section 047200 3.5 D.</p> <p>Provide final stone masonry cleaning per specification section 047323 adjusting and cleaning.</p> <p>Ensure all structural steel fasteners are properly installed.</p> <p>Repair structural steel framing per specification section 051200 3.5.</p> <p>Prepare structural framing, steel decking to receive paint finish per specification section 099123 3.2</p>			
	SPACE:	004 - WEST ELEVATION	SUBJECT:	8/14/24 at 1:40 PM
	CATEGORY:	Masonry / Steel Framing / Steel Decking	REFERENCE:	042000 / 051200 / 053100



## Site Visit - Construction Observation


DATE: 8/14/2024  
 VISIT NAME: Construction  
 Progress Site Visit  
 REPORT NO: 025

ITEM	REMARKS	DISCUSSION	PHOTO
025-158	Asphalt paving installation in progress. Concrete paving installation in progress. Provide concrete paving repair and protection per specification section 321313 3.10.		
	SPACE: 006 - SITE - SOUTH	SUBJECT: 8/14/24 at 1:40 PM	
	CATEGORY: Asphalt Paving / Concrete Paving	REFERENCE: 321216 / 321313	

ITEM	REMARKS	DISCUSSION	PHOTO
025-159	Asphalt paving installation in progress. Concrete paving installation in progress. Provide concrete paving repair and protection per specification section 321313 3.10. Concrete sidewalk installation in progress.		
	SPACE: 008 - SITE - WEST	SUBJECT: 8/14/24 at 1:40 PM	
	CATEGORY: Asphalt Paving / Concrete Paving / Sidewalks	REFERENCE: 321216 / 321313 / 321615	


## Site Visit - Construction Observation

DATE: 8/14/2024  
 VISIT NAME: Construction  
 Progress Site Visit  
 REPORT NO: 025

ITEM	REMARKS	DISCUSSION	PHOTO
025-160	Asphalt paving installation in progress. Concrete paving installation in progress. Provide concrete paving repair and protection per specification section 321313 3.10. Concrete sidewalk installation in progress.		
	SPACE: 008 - SITE - WEST	SUBJECT:	8/14/24 at 1:40 PM
	CATEGORY: Asphalt Paving / Concrete Paving / Sidewalks	REFERENCE:	321216 / 321313 / 321615


# Site Visit - Construction Observation


DATE: 8/14/2024  
 VISIT NAME: Construction  
 Progress Site Visit  
 REPORT NO: 025

ITEM	REMARKS	DISCUSSION	PHOTO	
025-161	<p>Provide masonry stain prevention per specification section 042000 1.9 C.</p> <p>Provide masonry cleaner per specification section 042000 2.12.</p> <p>Provide final masonry cleaning per specification section 042000 3.14 D.</p> <p>Provide final cast stone masonry cleaning per specification section 047200 3.5 D.</p> <p>Provide final stone masonry cleaning per specification section 047323 adjusting and cleaning.</p> <p>Ensure all structural steel fasteners are properly installed.</p> <p>Repair structural steel framing per specification section 051200 3.5.</p> <p>Prepare structural framing, steel decking to receive paint finish per specification section 099123 3.2</p>			
	SPACE:	008 - SITE - WEST	SUBJECT:	8/14/24 at 1:41 PM
	CATEGORY:	Masonry / Steel Framing / Steel Decking	REFERENCE:	042000 / 051200 / 053100

# Site Visit - Construction Observation


DATE: 8/14/2024  
 VISIT NAME: Construction  
 Progress Site Visit  
 REPORT NO: 025


ITEM	REMARKS	DISCUSSION	PHOTO
025-162	Thermal insulation stored on site. Provide delivery storage and handling per specification section 072100 1.4. Comply with manufacturer written instructions for handling, storing, and protecting during installation. See job site storage label on product packaging.		
	SPACE:	008 - SITE - WEST	SUBJECT: 8/14/24 at 1:42 PM
	CATEGORY:	Thermal Insulation	REFERENCE: 072100

ITEM	REMARKS	DISCUSSION	PHOTO
025-163	SBS roofing material stored on site. Provide delivery storage and handling per specification section 075216 1.8.		
	SPACE:	008 - SITE - WEST	SUBJECT: 8/14/24 at 1:42 PM
	CATEGORY:	SBS Roofing Membrane Roofing	REFERENCE: 075216

## Site Visit - Construction Observation


DATE: 8/14/2024  
 VISIT NAME: Construction  
 Progress Site Visit  
 REPORT NO: 025


ITEM	REMARKS	DISCUSSION	PHOTO
025-164	SBS roofing material stored on site. Provide delivery storage and handling per specification section 075216 1.8.		
	SPACE: 008 - SITE - WEST	SUBJECT: 8/14/24 at 1:43 PM	
	CATEGORY: SBS Roofing Membrane Roofing	REFERENCE: 075216	

ITEM	REMARKS	DISCUSSION	PHOTO
025-165	Masonry materials stored on site. Provide delivery storage and handling per specification section 042000 1.8.		
	SPACE: 008 - SITE - WEST	SUBJECT: 8/14/24 at 1:43 PM	
	CATEGORY: Masonry	REFERENCE: 042000	

## Site Visit - Construction Observation


DATE: 8/14/2024  
 VISIT NAME: Construction  
 Progress Site Visit  
 REPORT NO: 025


ITEM	REMARKS	DISCUSSION	PHOTO
025-166	Asphalt paving installation in progress. Concrete paving installation in progress. Provide concrete paving repair and protection per specification section 321313 3.10. Exterior pole light concrete base installed. Exterior pole light base is not centered in concrete paving curb island.		
	SPACE:	008 - SITE - WEST	SUBJECT: 8/14/24 at 1:44 PM
	CATEGORY:	Concrete Paving / Exterior Lighting	REFERENCE: 321313 / 265600

ITEM	REMARKS	DISCUSSION	PHOTO
025-167	Asphalt paving installation in progress. Concrete paving installation in progress. Provide concrete paving repair and protection per specification section 321313 3.10.		
	SPACE:	008 - SITE - WEST	SUBJECT: 8/14/24 at 1:44 PM
	CATEGORY:	Asphalt Paving / Concrete Paving	REFERENCE: 321216 / 321313

## Site Visit - Construction Observation


DATE: 8/14/2024  
 VISIT NAME: Construction  
 Progress Site Visit  
 REPORT NO: 025


ITEM	REMARKS	DISCUSSION	PHOTO
025-168	Asphalt paving installation in progress. Concrete paving installation in progress. Provide concrete paving repair and protection per specification section 321313 3.10. Concrete sidewalk installation in progress.		
	SPACE: 008 - SITE - WEST	SUBJECT: 8/14/24 at 1:45 PM	
	CATEGORY: Asphalt Paving / Concrete Paving / Sidewalks	REFERENCE: 321216 / 321313 / 321615	


ITEM	REMARKS	DISCUSSION	PHOTO
025-169	Asphalt paving installation in progress. Concrete paving installation in progress. Provide concrete paving repair and protection per specification section 321313 3.10. Concrete sidewalk installation in progress.		
	SPACE: 008 - SITE - WEST	SUBJECT: 8/14/24 at 1:45 PM	
	CATEGORY: Asphalt Paving / Concrete Paving / Sidewalks	REFERENCE: 321216 / 321313 / 321615	

## Site Visit - Construction Observation

DATE: 8/14/2024  
 VISIT NAME: Construction  
 Progress Site Visit  
 REPORT NO: 025

ITEM	REMARKS	DISCUSSION	PHOTO
025-170	Asphalt paving installation in progress. Concrete paving installation in progress. Provide concrete paving repair and protection per specification section 321313 3.10.		
	SPACE: 008 - SITE - WEST	SUBJECT: 8/14/24 at 1:46 PM	
	CATEGORY: Asphalt Paving / Concrete Paving	REFERENCE: 321216 / 321313	


ITEM	REMARKS	DISCUSSION	PHOTO
025-171	Concrete paving installation complete Provide concrete paving repair and protection per specification section 321313 3.10. Existing fuel tank has been relocated to fuel tank concrete pad.		
	SPACE: 008 - SITE - WEST	SUBJECT: 8/14/24 at 1:46 PM	
	CATEGORY: Concrete Paving	REFERENCE: 321313	


ITEM	REMARKS	DISCUSSION	PHOTO
025-172	Detention basin installation complete.		
	SPACE: 008 - SITE - WEST	SUBJECT: 8/14/24 at 1:47 PM	
	CATEGORY: Storm Sewage System	REFERENCE: 334113	



## Site Visit - Construction Observation


DATE: 8/14/2024  
 VISIT NAME: Construction  
 Progress Site Visit  
 REPORT NO: 025


ITEM	REMARKS	DISCUSSION	PHOTO
025-173	Detention basin installation complete.		
	SPACE:	008 - SITE - WEST	SUBJECT: 8/14/24 at 1:47 PM
	CATEGORY:	Storm Sewage System	REFERENCE: 334113

ITEM	REMARKS	DISCUSSION	PHOTO
025-174	Asphalt paving installation in progress. Concrete paving installation in progress. Provide concrete paving repair and protection per specification section 321313 3.10.		
	SPACE:	008 - SITE - WEST	SUBJECT: 8/14/24 at 1:47 PM
	CATEGORY:	Asphalt Paving / Concrete Paving	REFERENCE: 321216 / 321313

## Site Visit - Construction Observation


DATE: 8/14/2024  
 VISIT NAME: Construction  
 Progress Site Visit  
 REPORT NO: 025


ITEM	REMARKS	DISCUSSION	PHOTO
025-175	Asphalt paving installation in progress. Concrete paving installation in progress. Provide concrete paving repair and protection per specification section 321313 3.10. Concrete sidewalk installation in progress.		
	SPACE:	008 - SITE - WEST	SUBJECT: 8/14/24 at 1:47 PM
	CATEGORY:	Asphalt Paving / Concrete Paving / Sidewalks	REFERENCE: 321216 / 321313 / 321615

ITEM	REMARKS	DISCUSSION	PHOTO
025-176	Asphalt paving installation in progress. Concrete paving installation in progress. Provide concrete paving repair and protection per specification section 321313 3.10.		
	SPACE:	008 - SITE - WEST	SUBJECT: 8/14/24 at 1:48 PM
	CATEGORY:	Asphalt Paving / Concrete Paving	REFERENCE: 321216 / 321313

## Site Visit - Construction Observation


DATE: 8/14/2024  
 VISIT NAME: Construction  
 Progress Site Visit  
 REPORT NO: 025


ITEM	REMARKS	DISCUSSION	PHOTO
025-177	Asphalt paving at existing bus lot is complete. Pavement markings at existing bus lot is complete.		
	SPACE:	008 - SITE - WEST	SUBJECT: 8/14/24 at 1:50 PM
	CATEGORY:	Asphalt Paving / Pavement Markings	REFERENCE: 321216 / 321723

ITEM	REMARKS	DISCUSSION	PHOTO
025-178	Asphalt paving installation in progress. Concrete sidewalk installation in progress. Elevation change between concrete sidewalk and asphalt paving are not in compliance with the construction documents. Provide elevations at concrete sidewalk and asphalt paving.		
	SPACE:	005 - SITE - NORTH	SUBJECT: 8/14/24 at 1:50 PM
	CATEGORY:	Asphalt Paving / Sidewalks	REFERENCE: 321216 / 321615

# Site Visit - Construction Observation


DATE: 8/14/2024  
 VISIT NAME: Construction Progress Site Visit  
 REPORT NO: 025


ITEM	REMARKS	DISCUSSION	PHOTO	
025-179	<p>Asphalt paving installation in progress.            Concrete sidewalk installation in progress.            Elevation change between concrete sidewalk and asphalt paving are not in compliance with the construction documents.            Provide elevations at concrete sidewalk and asphalt paving.</p>			
	SPACE:	005 - SITE - NORTH	SUBJECT:	8/14/24 at 1:51 PM
	CATEGORY:	Asphalt Paving / Sidewalks	REFERENCE:	321216 / 321615

ITEM	REMARKS	DISCUSSION	PHOTO	
025-180	<p>Concrete sidewalk installation in progress.</p>			
	SPACE:	005 - SITE - NORTH	SUBJECT:	8/14/24 at 1:51 PM
	CATEGORY:	Sidewalks	REFERENCE:	321615

## Site Visit - Construction Observation


DATE: 8/14/2024  
 VISIT NAME: Construction  
 Progress Site Visit  
 REPORT NO: 025


ITEM	REMARKS	DISCUSSION	PHOTO
025-181	Asphalt paving installation in progress. Concrete sidewalk installation in progress. Elevation change between concrete sidewalk and asphalt paving are not in compliance with the construction documents. Provide elevations at concrete sidewalk and asphalt paving.		
	SPACE:	005 - SITE - NORTH	SUBJECT: 8/14/24 at 1:52 PM
	CATEGORY:	Asphalt Paving / Sidewalks	REFERENCE: 321216 / 321615

ITEM	REMARKS	DISCUSSION	PHOTO
025-182	Asphalt paving installation in progress. Concrete sidewalk installation in progress. Elevation change between concrete sidewalk and asphalt paving are not in compliance with the construction documents. Provide elevations at concrete sidewalk and asphalt paving.		
	SPACE:	005 - SITE - NORTH	SUBJECT: 8/14/24 at 1:53 PM
	CATEGORY:	Asphalt Paving / Sidewalks	REFERENCE: 321216 / 321615

# Site Visit - Construction Observation


DATE: 8/14/2024  
 VISIT NAME: Construction  
 Progress Site Visit  
 REPORT NO: 025

ITEM	REMARKS	DISCUSSION	PHOTO
025-183	Asphalt paving installation in progress.		
	SPACE:	005 - SITE - NORTH	SUBJECT: 8/14/24 at 1:53 PM
	CATEGORY:	Asphalt Paving	REFERENCE: 321216

ITEM	REMARKS	DISCUSSION	PHOTO
025-184	Asphalt paving installation in progress. Concrete paving installation in progress. Provide concrete paving repair and protection per specification section 321313 3.10.		
	SPACE:	005 - SITE - NORTH	SUBJECT: 8/14/24 at 1:57 PM
	CATEGORY:	Concrete Paving	REFERENCE: 321313


## Site Visit - Construction Observation


DATE: 8/14/2024  
 VISIT NAME: Construction  
 Progress Site Visit  
 REPORT NO: 025

ITEM	REMARKS	DISCUSSION		PHOTO
025-185	Asphalt paving installation in progress. Concrete paving installation in progress. Provide concrete paving repair and protection per specification section 321313 3.10. Chain link security fences and gates installation in progress.			
	SPACE:	005 - SITE - NORTH	SUBJECT:	8/14/24 at 1:58 PM
	CATEGORY:	Concrete Paving / Chain Link Security Fence and Gates	REFERENCE:	321313 / 323113

## Site Visit - Construction Observation

DATE: 8/14/2024  
 VISIT NAME: Construction  
 Progress Site Visit  
 REPORT NO: 025


ITEM	REMARKS	DISCUSSION	PHOTO
025-186	Asphalt paving installation in progress. Concrete paving installation in progress. Provide concrete paving repair and protection per specification section 321313 3.10. Chain link security fences and gates installation in progress. Gate post has been damaged with a deep scratch. Repair damaged gate post so that damaged area is not visible after repair.		
	SPACE:	005 - SITE - NORTH	SUBJECT: 8/14/24 at 1:58 PM
	CATEGORY:	Concrete Paving / Chain Link Security Fence and Gates	REFERENCE: 321313 / 323113


ITEM	REMARKS	DISCUSSION	PHOTO
025-187	Asphalt paving installation in progress. Concrete paving installation in progress. Provide concrete paving repair and protection per specification section 321313 3.10.		
	SPACE:	005 - SITE - NORTH	SUBJECT: 8/14/24 at 1:59 PM
	CATEGORY:	Concrete Paving	REFERENCE: 321313



## Site Visit - Construction Observation


DATE: 8/14/2024  
 VISIT NAME: Construction  
 Progress Site Visit  
 REPORT NO: 025


ITEM	REMARKS	DISCUSSION	PHOTO
025-188	Asphalt paving installation in progress. Concrete paving installation in progress. Provide concrete paving repair and protection per specification section 321313 3.10.		
	SPACE:	005 - SITE - NORTH	SUBJECT: 8/14/24 at 2:00 PM
	CATEGORY:	Asphalt Paving / Concrete Paving	REFERENCE: 321216 / 321313

ITEM	REMARKS	DISCUSSION	PHOTO
025-189	Asphalt paving installation in progress. Concrete paving installation in progress. Provide concrete paving repair and protection per specification section 321313 3.10.		
	SPACE:	005 - SITE - NORTH	SUBJECT: 8/14/24 at 2:00 PM
	CATEGORY:	Asphalt Paving / Concrete Paving	REFERENCE: 321216 / 321313

## Site Visit - Construction Observation


DATE: 8/14/2024  
 VISIT NAME: Construction  
 Progress Site Visit  
 REPORT NO: 025

ITEM	REMARKS	DISCUSSION	PHOTO
025-190	Asphalt paving installation in progress. Concrete paving installation in progress. Provide concrete paving repair and protection per specification section 321313 3.10.		
	SPACE:	005 - SITE - NORTH	SUBJECT: 8/14/24 at 2:00 PM
	CATEGORY:	Asphalt Paving / Concrete Paving	REFERENCE: 321216 / 321313

ITEM	REMARKS	DISCUSSION	PHOTO
025-191	Asphalt paving installation in progress. Concrete paving installation in progress. Provide concrete paving repair and protection per specification section 321313 3.10.		
	SPACE:	005 - SITE - NORTH	SUBJECT: 8/14/24 at 2:00 PM
	CATEGORY:	Asphalt Paving / Concrete Paving	REFERENCE: 321216 / 321313


## Site Visit - Construction Observation

DATE: 8/14/2024  
 VISIT NAME: Construction  
 Progress Site Visit  
 REPORT NO: 025

ITEM	REMARKS	DISCUSSION	PHOTO
025-192	<p>Provide masonry stain prevention per specification section 042000 1.9 C.</p> <p>Provide masonry cleaner per specification section 042000 2.12.</p> <p>Provide final masonry cleaning per specification section 042000 3.14 D.</p> <p>Provide final cast stone masonry cleaning per specification section 047200 3.5 D.</p> <p>Provide final stone masonry cleaning per specification section 047323 adjusting and cleaning.</p> <p>Ensure all structural steel fasteners are properly installed.</p> <p>Repair structural steel framing per specification section 051200 3.5.</p> <p>Prepare structural framing, steel decking to receive paint finish per specification section 099123 3.2</p> <p>Earthwork installation in progress.</p>		
	SPACE:	005 - SITE - NORTH	SUBJECT: 8/14/24 at 2:01 PM
	CATEGORY:	Masonry / Steel Framing / Steel Decking	REFERENCE: 033000 / 051200 / 053100


## Site Visit - Construction Observation

DATE: 8/14/2024  
 VISIT NAME: Construction  
 Progress Site Visit  
 REPORT NO: 025

ITEM	REMARKS	DISCUSSION	PHOTO	
025-193	<p>Provide masonry stain prevention per specification section 042000 1.9 C.</p> <p>Provide masonry cleaner per specification section 042000 2.12.</p> <p>Provide final masonry cleaning per specification section 042000 3.14 D.</p> <p>Provide final cast stone masonry cleaning per specification section 047200 3.5 D.</p> <p>Provide final stone masonry cleaning per specification section 047323 adjusting and cleaning.</p> <p>Ensure all structural steel fasteners are properly installed.</p> <p>Repair structural steel framing per specification section 051200 3.5.</p> <p>Prepare structural framing, steel decking to receive paint finish per specification section 099123 3.2</p>			
	SPACE:	001 - NORTH ELEVATION	SUBJECT:	8/14/24 at 2:02 PM
	CATEGORY:	Masonry / Steel Framing / Steel Decking	REFERENCE:	033000 / 051200 / 053100


# Site Visit - Construction Observation

DATE: 8/14/2024  
 VISIT NAME: Construction  
 Progress Site Visit  
 REPORT NO: 025

ITEM	REMARKS	DISCUSSION	PHOTO	
025-194	<p>Provide masonry stain prevention per specification section 042000 1.9 C.</p> <p>Provide masonry cleaner per specification section 042000 2.12.</p> <p>Provide final masonry cleaning per specification section 042000 3.14 D.</p> <p>Provide final cast stone masonry cleaning per specification section 047200 3.5 D.</p> <p>Provide final stone masonry cleaning per specification section 047323 adjusting and cleaning.</p> <p>Ensure all structural steel fasteners are properly installed.</p> <p>Repair structural steel framing per specification section 051200 3.5.</p> <p>Prepare structural framing, steel decking to receive paint finish per specification section 099123 3.2</p>			
	SPACE:	004 - WEST ELEVATION	SUBJECT:	8/14/24 at 2:03 PM
	CATEGORY:	Masonry / Steel Framing / Steel Decking	REFERENCE:	033000 / 051200 / 053100


# Site Visit - Construction Observation

DATE: 8/14/2024  
 VISIT NAME: Construction  
 Progress Site Visit  
 REPORT NO: 025

ITEM	REMARKS	DISCUSSION	PHOTO	
025-195	<p>Provide masonry stain prevention per specification section 042000 1.9 C.</p> <p>Provide masonry cleaner per specification section 042000 2.12.</p> <p>Provide final masonry cleaning per specification section 042000 3.14 D.</p> <p>Provide final cast stone masonry cleaning per specification section 047200 3.5 D.</p> <p>Provide final stone masonry cleaning per specification section 047323 adjusting and cleaning.</p> <p>Ensure all structural steel fasteners are properly installed.</p> <p>Repair structural steel framing per specification section 051200 3.5.</p> <p>Prepare structural framing, steel decking to receive paint finish per specification section 099123 3.2</p>			
	SPACE:	004 - WEST ELEVATION	SUBJECT:	8/14/24 at 2:04 PM
	CATEGORY:	Masonry / Steel Framing / Steel Decking	REFERENCE:	033000 / 051200 / 053100


# Site Visit - Construction Observation


DATE: 8/14/2024  
 VISIT NAME: Construction  
 Progress Site Visit  
 REPORT NO: 025

ITEM	REMARKS	DISCUSSION	PHOTO	
025-196	<p>Provide masonry stain prevention per specification section 042000 1.9 C.</p> <p>Provide masonry cleaner per specification section 042000 2.12.</p> <p>Provide final masonry cleaning per specification section 042000 3.14 D.</p> <p>Provide final cast stone masonry cleaning per specification section 047200 3.5 D.</p> <p>Provide final stone masonry cleaning per specification section 047323 adjusting and cleaning.</p> <p>Ensure all structural steel fasteners are properly installed.</p> <p>Repair structural steel framing per specification section 051200 3.5.</p> <p>Prepare structural framing, steel decking to receive paint finish per specification section 099123 3.2</p>			
	SPACE:	004 - WEST ELEVATION	SUBJECT:	8/14/24 at 2:04 PM
	CATEGORY:	Masonry / Steel Framing / Steel Decking	REFERENCE:	033000 / 051200 / 053100

## Site Visit - Construction Observation

DATE: 8/14/2024  
 VISIT NAME: Construction  
 Progress Site Visit  
 REPORT NO: 025


ITEM	REMARKS	DISCUSSION	PHOTO
025-197	Asphalt paving installation in progress. Concrete sidewalk installation in progress.		
	SPACE: 004 - WEST ELEVATION	SUBJECT: 8/14/24 at 2:06 PM	
	CATEGORY: Asphalt Paving / Sidewalks	REFERENCE: 321216 / 321615	


ITEM	REMARKS	DISCUSSION	PHOTO
025-198	Asphalt paving installation in progress. Concrete paving installation in progress. Provide concrete paving repair and protection per specification section 321313 3.10.		
	SPACE: 008 - SITE - WEST	SUBJECT: 8/14/24 at 2:07 PM	
	CATEGORY: Asphalt Paving / Concrete Paving	REFERENCE: 321216 / 321313	



## Site Visit - Construction Observation


DATE: 8/14/2024  
 VISIT NAME: Construction  
 Progress Site Visit  
 REPORT NO: 025


ITEM	REMARKS	DISCUSSION	PHOTO	
025-199	Asphalt paving installation in progress. Concrete paving installation in progress. Provide concrete paving repair and protection per specification section 321313 3.10. Modular concrete retaining wall installation complete.			
	SPACE:	006 - SITE - SOUTH	SUBJECT:	8/14/24 at 2:08 PM
	CATEGORY:	Asphalt Paving / Concrete Paving / Modular Retaining Wall	REFERENCE:	321216 / 321313 / 323223

ITEM	REMARKS	DISCUSSION	PHOTO	
025-200	Asphalt paving installation in progress. Concrete paving installation in progress. Provide concrete paving repair and protection per specification section 321313 3.10. Modular concrete retaining wall installation complete.			
	SPACE:	006 - SITE - SOUTH	SUBJECT:	8/14/24 at 2:11 PM
	CATEGORY:	Asphalt Paving / Concrete Paving / Modular Retaining Wall	REFERENCE:	321216 / 321313 / 323223

## Site Visit - Construction Observation


DATE: 8/14/2024  
 VISIT NAME: Construction  
 Progress Site Visit  
 REPORT NO: 025


ITEM	REMARKS	DISCUSSION	PHOTO
025-201	Earthwork final grading in progress.		
	SPACE:	006 - SITE - SOUTH	SUBJECT: 8/14/24 at 2:11 PM
	CATEGORY:	Earthwork	REFERENCE: 312000

ITEM	REMARKS	DISCUSSION	PHOTO
025-202	Asphalt paving installation in progress. Concrete paving installation in progress. Provide concrete paving repair and protection per specification section 321313 3.10.		
	SPACE:	006 - SITE - SOUTH	SUBJECT: 8/14/24 at 2:11 PM
	CATEGORY:	Asphalt Paving / Concrete Paving	REFERENCE: 321216 / 321313

## Site Visit - Construction Observation


DATE: 8/14/2024  
 VISIT NAME: Construction  
 Progress Site Visit  
 REPORT NO: 025

ITEM	REMARKS	DISCUSSION	PHOTO
025-203	Asphalt paving installation in progress. Concrete paving installation in progress. Provide concrete paving repair and protection per specification section 321313 3.10.		
	SPACE: 007 - SITE - EAST	SUBJECT: 8/14/24 at 2:12 PM	
	CATEGORY: Asphalt Paving / Concrete Paving	REFERENCE: 321216 / 321313	

ITEM	REMARKS	DISCUSSION	PHOTO
025-204	Asphalt paving installation in progress. Concrete paving installation in progress. Provide concrete paving repair and protection per specification section 321313 3.10.		
	SPACE: 007 - SITE - EAST	SUBJECT: 8/14/24 at 2:13 PM	
	CATEGORY: Asphalt Paving / Concrete Paving	REFERENCE: 321216 / 321313	


## Site Visit - Construction Observation

DATE: 8/14/2024  
 VISIT NAME: Construction  
 Progress Site Visit  
 REPORT NO: 025

ITEM	REMARKS	DISCUSSION		PHOTO
025-205	Asphalt paving installation in progress. Concrete paving installation in progress. Provide concrete paving repair and protection per specification section 321313 3.10.			
SPACE:		007 - SITE - EAST	SUBJECT:	8/14/24 at 2:13 PM
CATEGORY:		Asphalt Paving / Concrete Paving	REFERENCE:	321216 / 321313


# Site Visit - Construction Observation

DATE: 8/14/2024  
 VISIT NAME: Construction  
 Progress Site Visit  
 REPORT NO: 025

ITEM	REMARKS	DISCUSSION	PHOTO	
025-206	<p>Provide masonry stain prevention per specification section 042000 1.9 C.</p> <p>Provide masonry cleaner per specification section 042000 2.12.</p> <p>Provide final masonry cleaning per specification section 042000 3.14 D.</p> <p>Provide final cast stone masonry cleaning per specification section 047200 3.5 D.</p> <p>Provide final stone masonry cleaning per specification section 047323 adjusting and cleaning.</p> <p>Ensure all structural steel fasteners are properly installed.</p> <p>Repair structural steel framing per specification section 051200 3.5.</p> <p>Prepare structural framing, steel decking to receive paint finish per specification section 099123 3.2</p>			
	SPACE:	007 - SITE - EAST	SUBJECT:	8/14/24 at 2:14 PM
	CATEGORY:	Masonry / Steel Framing / Steel Decking	REFERENCE:	033000 / 051200 / 053100


# Site Visit - Construction Observation


DATE: 8/14/2024  
 VISIT NAME: Construction  
 Progress Site Visit  
 REPORT NO: 025

ITEM	REMARKS	DISCUSSION	PHOTO	
025-207	<p>Provide masonry stain prevention per specification section 042000 1.9 C.</p> <p>Provide masonry cleaner per specification section 042000 2.12.</p> <p>Provide final masonry cleaning per specification section 042000 3.14 D.</p> <p>Provide final cast stone masonry cleaning per specification section 047200 3.5 D.</p> <p>Provide final stone masonry cleaning per specification section 047323 adjusting and cleaning.</p> <p>Ensure all structural steel fasteners are properly installed.</p> <p>Repair structural steel framing per specification section 051200 3.5.</p> <p>Prepare structural framing, steel decking to receive paint finish per specification section 099123 3.2</p>			
	SPACE:	003 - EAST ELEVATION	SUBJECT:	8/14/24 at 2:15 PM
	CATEGORY:	Masonry / Steel Framing / Steel Decking	REFERENCE:	033000 / 051200 / 053100

## Site Visit - Construction Observation


DATE: 8/14/2024  
 VISIT NAME: Construction  
 Progress Site Visit  
 REPORT NO: 025

ITEM	REMARKS	DISCUSSION	PHOTO
025-208	Cast stone material currently stored on site. Provide delivery storage and handling per specification section 047200 1.5.		
	SPACE:	007 - SITE - EAST	SUBJECT: 8/14/24 at 2:15 PM
	CATEGORY:	Cast Stone Masonry	REFERENCE: 047200

ITEM	REMARKS	DISCUSSION	PHOTO
025-209	Cast stone material currently stored on site. Provide delivery storage and handling per specification section 047200 1.5.		
	SPACE:	007 - SITE - EAST	SUBJECT: 8/14/24 at 2:17 PM
	CATEGORY:	Cast Stone Masonry	REFERENCE: 047200

# Site Visit - Construction Observation


DATE: 8/14/2024  
 VISIT NAME: Construction  
 Progress Site Visit  
 REPORT NO: 025

ITEM	REMARKS	DISCUSSION	PHOTO	
025-210	Provide masonry stain prevention per specification section 042000 1.9 C. Provide masonry cleaner per specification section 042000 2.12. Provide final masonry cleaning per specification section 042000 3.14 D. Provide final cast stone masonry cleaning per specification section 047200 3.5 D. Provide final stone masonry cleaning per specification section 047323 adjusting and cleaning. Ensure all structural steel fasteners are properly installed. Repair structural steel framing per specification section 051200 3.5. Prepare structural framing, steel decking to receive paint finish per specification section 099123 3.2 Standing seam metal roof installation in progress			
	SPACE:	003 - EAST ELEVATION	SUBJECT:	8/14/24 at 2:18 PM
	CATEGORY:	Masonry / Steel Framing / Standing Seam Metal Roof	REFERENCE:	033000 / 051200/ 074113




# Site Visit - Construction Observation

DATE: 8/14/2024  
 VISIT NAME: Construction  
 Progress Site Visit  
 REPORT NO: 025

ITEM	REMARKS	DISCUSSION	PHOTO	
025-211	<p>Provide masonry stain prevention per specification section 042000 1.9 C.</p> <p>Provide masonry cleaner per specification section 042000 2.12.</p> <p>Provide final masonry cleaning per specification section 042000 3.14 D.</p> <p>Provide final cast stone masonry cleaning per specification section 047200 3.5 D.</p> <p>Provide final stone masonry cleaning per specification section 047323 adjusting and cleaning.</p> <p>Ensure all structural steel fasteners are properly installed.</p> <p>Repair structural steel framing per specification section 051200 3.5.</p> <p>Prepare structural framing, steel decking to receive paint finish per specification section 099123 3.2</p> <p>Standing seam metal roof installation in progress</p>			
	SPACE:	003 - EAST ELEVATION	SUBJECT:	8/14/24 at 2:18 PM
	CATEGORY:	Masonry / Steel Framing / Standing Seam Metal Roof	REFERENCE:	033000 / 051200/ 074113


# Site Visit - Construction Observation


DATE: 8/14/2024  
 VISIT NAME: Construction  
 Progress Site Visit  
 REPORT NO: 025

ITEM	REMARKS	DISCUSSION	PHOTO	
025-212	<p>Provide masonry stain prevention per specification section 042000 1.9 C.</p> <p>Provide masonry cleaner per specification section 042000 2.12.</p> <p>Provide final masonry cleaning per specification section 042000 3.14 D.</p> <p>Provide final cast stone masonry cleaning per specification section 047200 3.5 D.</p> <p>Provide final stone masonry cleaning per specification section 047323 adjusting and cleaning.</p> <p>Ensure all structural steel fasteners are properly installed.</p> <p>Repair structural steel framing per specification section 051200 3.5.</p> <p>Prepare structural framing, steel decking to receive paint finish per specification section 099123 3.2</p> <p>Standing seam metal roof installation in progress</p>			
	SPACE:	001 - NORTH ELEVATION	SUBJECT:	8/14/24 at 2:20 PM
	CATEGORY:	Masonry / Steel Framing / Steel Decking	REFERENCE:	033000 / 051200 / 053100

# Site Visit - Construction Observation


DATE: 8/14/2024  
 VISIT NAME: Construction  
 Progress Site Visit  
 REPORT NO: 025

ITEM	REMARKS	DISCUSSION	PHOTO				
025-213	Structural framing overhead sectional door jambs stored on site.						
				SPACE:	008 - SITE - WEST	SUBJECT:	8/14/24 at 2:29 PM
				CATEGORY:	Steel Framing	REFERENCE:	051200

ITEM	REMARKS	DISCUSSION	PHOTO				
025-214	Structural framing overhead sectional door jambs stored on site.						
				SPACE:	008 - SITE - WEST	SUBJECT:	8/14/24 at 2:36 PM
				CATEGORY:	Steel Framing	REFERENCE:	051200


# Site Visit - Construction Observation

DATE: 8/14/2024  
 VISIT NAME: Construction  
 Progress Site Visit  
 REPORT NO: 025

ITEM	REMARKS	DISCUSSION	PHOTO
025-215	<p>Brick veneer installation in progress.            Provide masonry repairing, pointing, and cleaning per specification section 042000 3.14.            Prepare steel decking and structural framing to receive paint finish per specification section 099123 3.2</p>		
	SPACE:	004 - WEST ELEVATION	SUBJECT: 8/14/24 at 2:38 PM
	CATEGORY:	Masonry / Steel Framing / Steel Decking	REFERENCE: 033000 / 051200 / 053100

# Site Visit - Construction Observation

DATE: 8/14/2024  
 VISIT NAME: Construction Progress Site Visit  
 REPORT NO: 025

ITEM	REMARKS	DISCUSSION	PHOTO
025-216	Concrete column installation complete. Prepare steel framing, steel decking, joist framing, concrete unit masonry, to receive paint finish per specification section 099123 3.2 Ensure all structural steel fasteners are properly installed. Rough carpentry installation in progress. Ensure wood blocking is not pressure treated. Pressure treated lumber will have a corrosive reaction to the aluminum wrap.		
	SPACE:	157 - WORK SPACE CARPENTRY	SUBJECT: 8/14/24 at 2:41 PM
	CATEGORY:	Concrete / Steel Framing / Rough Carpentry	REFERENCE: 033000 / 051200 / 061053

**TO:**

Carrie Hooten	Kenton County School District
Kevin Pfefferman	Kenton County School District
Matthew Rigg	Kenton County School District
Brian Vanover	Kenton County School District

**COPIES:**

Seth Mittle	GRW
David Vaught	GRW
Todd Cantrell	GRW
Mike McReynolds	GRW
Jon Sheppard	GRW
Jim Adams	Facility Commissioning Group
Adolph Zell	Morel Construction
Anthony Berkemeier	Morel Construction