

DIBELS CBM DATA- K-5 Fall, Spring, and Winter Benchmarks 23-24

Blue and Green- Above Grade Level and On-Grade Level, Yellow- On Watch, Red- Intervention

Grade K	Reference Data	Reference Point: District
	23-24 BOY	174(56%) 59(19%) 45(14%) 36(11%) 314
	23-24 MOY	112(36%) 35(11%) 70(23%) 91(30%) 308
	23-24 EOY	61(21%) 32(11%) 66(23%) 132(45%) 291
GLENN O SWING ELEMENTARY	23-24 BOY	34(50%) 11(16%) 9(13%) 14(21%) 68
	23-24 MOY	11(17%) 7(11%) 15(23%) 33(49%) 66
	23-24 EOY	6(9%) 3(5%) 14(21%) 43(65%) 66
JOHN G CARLISLE ELEMENTARY	23-24 BOY	33(55%) 10(17%) 8(14%) 8(14%) 59
	23-24 MOY	24(42%) 6(10%) 14(24%) 14(24%) 58
	23-24 EOY	18(32%) 8(14%) 9(16%) 22(38%) 57
LATONIA ELEMENTARY SCHOOL	23-24 BOY	21(43%) 10(20%) 15(31%) 3(6%) 49
	23-24 MOY	7(15%) 6(13%) 19(42%) 14(30%) 46
	23-24 EOY	4(10%) 6(15%) 14(35%) 16(40%) 40
NINTH DISTRICT ELEMENTARY	23-24 BOY	30(57%) 11(21%) 5(9%) 7(13%) 53
	23-24 MOY	30(55%) 3(6%) 9(17%) 12(22%) 54
	23-24 EOY	13(25%) 7(13%) 12(23%) 20(39%) 52
SIXTH DISTRICT ELEMENTARY SCHOOL	23-24 BOY	56(66%) 17(20%) 8(9%) 4(5%) 85
	23-24 MOY	40(49%) 13(15%) 13(15%) 18(21%) 84
	23-24 EOY	20(26%) 8(11%) 17(22%) 31(41%) 76

DIBELS CBM DATA- K-5 Fall, Spring, and Winter Benchmarks 23-24

Blue and Green- Above Grade Level and On-Grade Level, Yellow- On Watch, Red- Intervention

Grade 1	Reference Data	Reference Point: District
	23-24 BOY	<p>96(30%) 66(21%) 95(30%) 60(19%) 317</p>
	23-24 MOY	<p>92(28%) 47(14%) 112(35%) 74(23%) 325</p>
	23-24 EOY	<p>51(17%) 35(11%) 88(29%) 132(43%) 306</p>
GLENN O SWING ELEMENTARY	23-24 BOY	<p>6(9%) 13(19%) 31(43%) 20(29%) 70</p>
	23-24 MOY	<p>13(18%) 8(11%) 29(39%) 24(32%) 74</p>
	23-24 EOY	<p>6(9%) 7(10%) 16(23%) 41(58%) 70</p>
JOHN G CARLISLE ELEMENTARY	23-24 BOY	<p>20(42%) 13(28%) 7(15%) 7(15%) 47</p>
	23-24 MOY	<p>20(36%) 8(15%) 17(31%) 10(18%) 55</p>
	23-24 EOY	<p>13(23%) 8(14%) 19(34%) 16(29%) 56</p>
LATONIA ELEMENTARY SCHOOL	23-24 BOY	<p>7(16%) 11(26%) 14(32%) 11(26%) 43</p>
	23-24 MOY	<p>3(7%) 6(14%) 17(41%) 16(38%) 42</p>
	23-24 EOY	<p>1(3%) 2(5%) 13(33%) 24(59%) 40</p>
NINTH DISTRICT ELEMENTARY	23-24 BOY	<p>32(45%) 14(19%) 19(26%) 7(10%) 72</p>
	23-24 MOY	<p>23(35%) 13(20%) 22(33%) 8(12%) 66</p>
	23-24 EOY	<p>12(20%) 5(8%) 22(36%) 22(36%) 61</p>
SIXTH DISTRICT ELEMENTARY SCHOOL	23-24 BOY	<p>31(36%) 15(18%) 24(28%) 15(18%) 85</p>
	23-24 MOY	<p>33(37%) 12(14%) 27(31%) 16(18%) 88</p>
	23-24 EOY	<p>19(24%) 13(16%) 18(23%) 29(37%) 79</p>










DIBELS CBM DATA- K-5 Fall, Spring, and Winter Benchmarks 23-24

Blue and Green- Above Grade Level and On-Grade Level, Yellow- On Watch, Red- Intervention

Grade 2	Reference Data	Reference Point: District
	23-24 BOY	<p>109(37%) 38(13%) 93(32%) 53(18%) 293</p>
	23-24 MOY	<p>88(31%) 47(16%) 76(27%) 75(26%) 286</p>
	23-24 EOY	<p>70(25%) 38(14%) 78(28%) 89(33%) 275</p>
GLENN O SWING ELEMENTARY	23-24 BOY	<p>12(19%) 5(8%) 29(45%) 18(28%) 64</p>
	23-24 MOY	<p>8(14%) 9(16%) 17(29%) 24(41%) 58</p>
	23-24 EOY	<p>8(14%) 6(10%) 15(25%) 30(51%) 59</p>
JOHN G CARLISLE ELEMENTARY	23-24 BOY	<p>21(40%) 14(26%) 14(26%) 4(8%) 53</p>
	23-24 MOY	<p>24(43%) 11(20%) 12(22%) 8(15%) 55</p>
	23-24 EOY	<p>18(35%) 7(13%) 17(33%) 10(19%) 52</p>

DIBELS CBM DATA- K-5 Fall, Spring, and Winter Benchmarks 23-24

Blue and Green- Above Grade Level and On-Grade Level, Yellow- On Watch, Red- Intervention

LATONIA ELEMENTARY SCHOOL	23-24 BOY		48
	23-24 MOY		46
	23-24 EOY		41
NINTH DISTRICT ELEMENTARY	23-24 BOY		54
	23-24 MOY		50
	23-24 EOY		50
SIXTH DISTRICT ELEMENTARY SCHOOL	23-24 BOY		74
	23-24 MOY		77
	23-24 EOY		73

DIBELS CBM DATA- K-5 Fall, Spring, and Winter Benchmarks 23-24

Blue and Green- Above Grade Level and On-Grade Level, Yellow- On Watch, Red- Intervention

Grade 3	Reference Data	Reference Point: District
	23-24 BOY	89(32%) 46(16%) 61(22%) 83(30%) 279
	23-24 MOY	93(33%) 33(12%) 65(24%) 84(31%) 275
	23-24 EOY	78(29%) 39(14%) 34(13%) 118(44%) 269
GLENN O SWING ELEMENTARY	23-24 BOY	16(22%) 7(10%) 14(19%) 35(49%) 72
	23-24 MOY	15(22%) 5(7%) 15(22%) 34(49%) 69
	23-24 EOY	15(22%) 4(6%) 4(6%) 44(66%) 67
JOHN G CARLISLE ELEMENTARY	23-24 BOY	16(32%) 13(26%) 15(30%) 6(12%) 50
	23-24 MOY	17(35%) 8(17%) 14(29%) 9(19%) 48
	23-24 EOY	13(27%) 7(15%) 11(23%) 17(35%) 48
LATONIA ELEMENTARY SCHOOL	23-24 BOY	12(27%) 10(23%) 10(23%) 12(27%) 44
	23-24 MOY	9(22%) 11(27%) 10(24%) 11(27%) 41
	23-24 EOY	7(18%) 11(28%) 7(18%) 15(36%) 40
NINTH DISTRICT ELEMENTARY	23-24 BOY	18(38%) 12(26%) 9(19%) 8(17%) 47
	23-24 MOY	21(41%) 1(2%) 21(41%) 8(16%) 51
	23-24 EOY	16(30%) 9(17%) 5(9%) 23(44%) 53
SIXTH DISTRICT ELEMENTARY SCHOOL	23-24 BOY	27(41%) 4(6%) 13(20%) 22(33%) 66
	23-24 MOY	31(47%) 8(12%) 5(8%) 22(33%) 66
	23-24 EOY	27(45%) 8(13%) 7(11%) 19(31%) 61

DIBELS CBM DATA- K-5 Fall, Spring, and Winter Benchmarks 23-24

Blue and Green- Above Grade Level and On-Grade Level, Yellow- On Watch, Red- Intervention

Grade 4	Reference Data	Reference Point: District
	23-24 BOY	108(37%) 58(20%) 84(28%) 45(15%) 295
	23-24 MOY	96(33%) 41(14%) 77(26%) 81(27%) 295
	23-24 EOY	87(30%) 38(14%) 73(26%) 83(30%) 281
GLENN O SWING ELEMENTARY	23-24 BOY	16(27%) 12(20%) 15(25%) 17(28%) 60
	23-24 MOY	11(19%) 8(14%) 12(21%) 27(46%) 58
	23-24 EOY	11(19%) 3(5%) 17(30%) 26(46%) 57
JOHN G CARLISLE ELEMENTARY	23-24 BOY	28(51%) 10(18%) 13(24%) 4(7%) 55
	23-24 MOY	25(45%) 8(15%) 14(25%) 8(15%) 55
	23-24 EOY	23(46%) 9(18%) 12(24%) 6(12%) 50
LATONIA ELEMENTARY SCHOOL	23-24 BOY	10(23%) 11(26%) 16(37%) 6(14%) 43
	23-24 MOY	9(20%) 5(11%) 18(40%) 13(29%) 45
	23-24 EOY	5(13%) 5(13%) 15(38%) 14(36%) 39
NINTH DISTRICT ELEMENTARY	23-24 BOY	24(55%) 9(20%) 7(16%) 4(9%) 44
	23-24 MOY	24(57%) 5(12%) 8(19%) 5(12%) 42
	23-24 EOY	16(33%) 8(17%) 10(21%) 14(29%) 48
SIXTH DISTRICT ELEMENTARY SCHOOL	23-24 BOY	30(32%) 16(17%) 33(36%) 14(15%) 93
	23-24 MOY	27(28%) 15(16%) 25(26%) 28(30%) 95
	23-24 EOY	32(37%) 13(15%) 19(22%) 23(26%) 87

DIBELS CBM DATA- K-5 Fall, Spring, and Winter Benchmarks 23-24

Blue and Green- Above Grade Level and On-Grade Level, Yellow- On Watch, Red- Intervention

Grade 5	Reference Data	Reference Point: District
	23-24 BOY	<p>102(37%) 44(16%) 68(25%) 59(22%) 273</p>
	23-24 MOY	<p>102(37%) 35(13%) 62(23%) 74(27%) 273</p>
	23-24 EOY	<p>90(34%) 25(9%) 47(18%) 103(39%) 265</p>
GLENN O SWING ELEMENTARY	23-24 BOY	<p>12(19%) 8(13%) 21(33%) 23(35%) 64</p>
	23-24 MOY	<p>14(23%) 7(11%) 15(24%) 26(42%) 62</p>
	23-24 EOY	<p>10(16%) 3(5%) 12(19%) 37(60%) 62</p>
JOHN G CARLISLE ELEMENTARY	23-24 BOY	<p>16(34%) 16(34%) 14(30%) 1(2%) 47</p>
	23-24 MOY	<p>14(27%) 7(14%) 20(39%) 10(20%) 51</p>
	23-24 EOY	<p>13(27%) 8(16%) 12(24%) 16(33%) 49</p>

DIBELS CBM DATA- K-5 Fall, Spring, and Winter Benchmarks 23-24

Blue and Green- Above Grade Level and On-Grade Level, Yellow- On Watch, Red- Intervention

LATONIA ELEMENTARY SCHOOL	23-24 BOY		47
	23-24 MOY		45
	23-24 EOY		43
NINTH DISTRICT ELEMENTARY	23-24 BOY		36
	23-24 MOY		37
	23-24 EOY		40
SIXTH DISTRICT ELEMENTARY SCHOOL	23-24 BOY		79
	23-24 MOY		78
	23-24 EOY		71