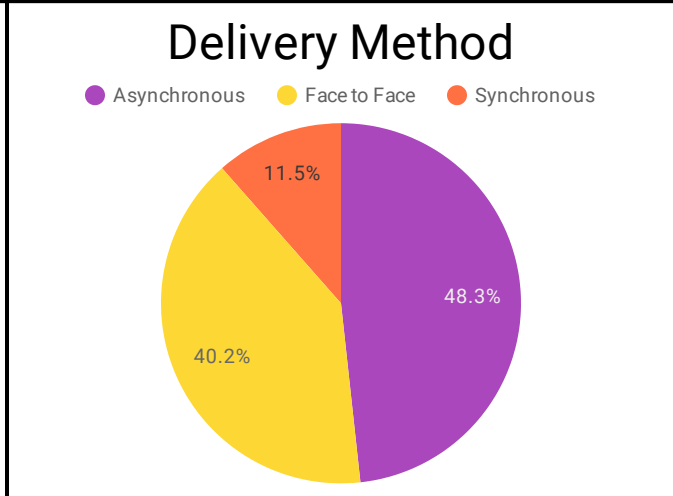
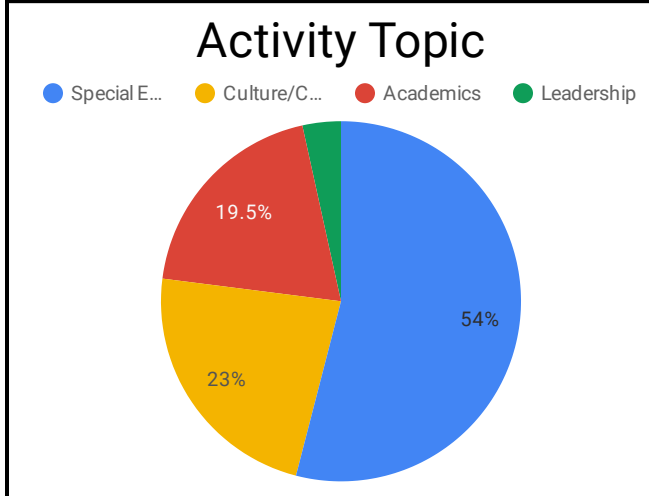




Connect, Grow and Serve Log

Jun 1, 2024 - Jul 31, 2024		Select Activity Type	Select NKCES Staff
		Select Activity Topic	Select NKCES Staff Role

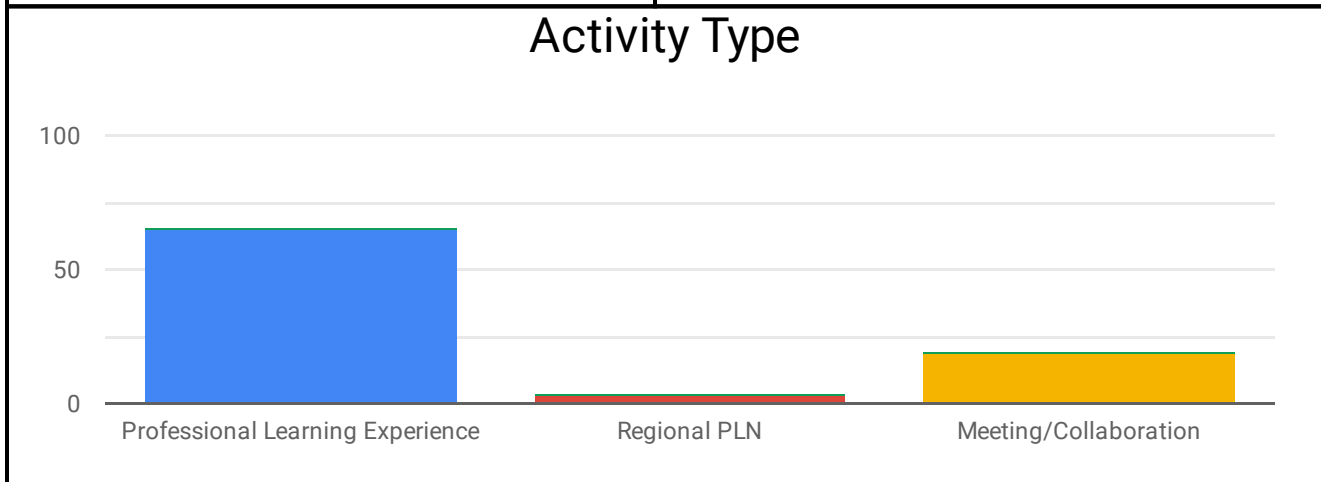
Total Activities 87	NKCES Led Activities 82	NKCES Partnered Activities 4	NKCES Attended Activities 1	Total Educators Served 1,213	Total Students Served 20
-------------------------------	-----------------------------------	--	---------------------------------------	--	------------------------------------



PLNs Met

PLN	# of Times Met
Assistive Technology	3

1 - 1 / 1 < >



Activities Attended by School District

Beechwood	Boone	Campbell	Covington	Erlanger	Ft. Thomas	Greenup	Lewis	Newport	Pendleton	Walton-Verona	RSP
7	28	7	23	13	14	10	3	6	20	10	5
Bellevue	Bracken	Carroll	Dayton	Fleming	Grant	Kenton	Ludlow	Owen	Southgate	Williamstown	
9	10	5	5	8	8	46	6	8	4	5	