



FLOYD COUNTY BOARD OF EDUCATION
Anna Whitaker Shepherd, Superintendent
442 KY RT 550
Eastern, KY 41622
Telephone (606) 886-2354 Fax (606) 886-4550
www.floyd.kyschools.us

William Newsome, Jr., Board Chair - District 3
Linda C. Gearheart, Vice-Chair - District 1
Dr. Chandra Varia, Member - District 2
Keith Smallwood, Member - District 4
Steve Stone, Member - District 5

Consent Agenda Item (Action Item): Receive Utility Report for Prestonsburg Elementary.

Applicable State or Regulations: N/A

Fiscal/Budgetary Impact:

2021/2022 SY (July 21-June 22) \$69,153

2022/2023 SY (July 22-June 23) \$75,957

History/Background:

June 2024

Board received utility report for Stumbo Elementary.

Recommended Action: To accept report as presented.

Contact Person(s):

Linda Hackworth
606-874-9569

N/A
Principal

Linda Hackworth
Director

Anna W. Shepherd
Superintendent

Date: July 3, 2024



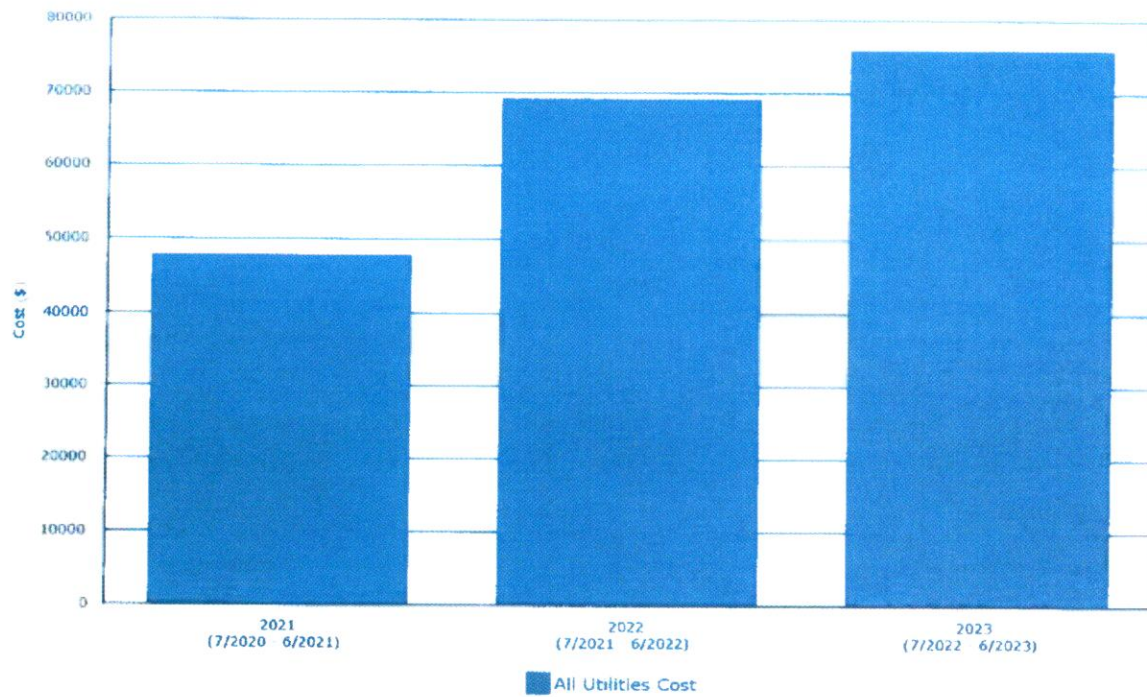
Utility Report July 22, 2024

Prestonsburg Elementary 2021/2022 / 2022/2023 School Years



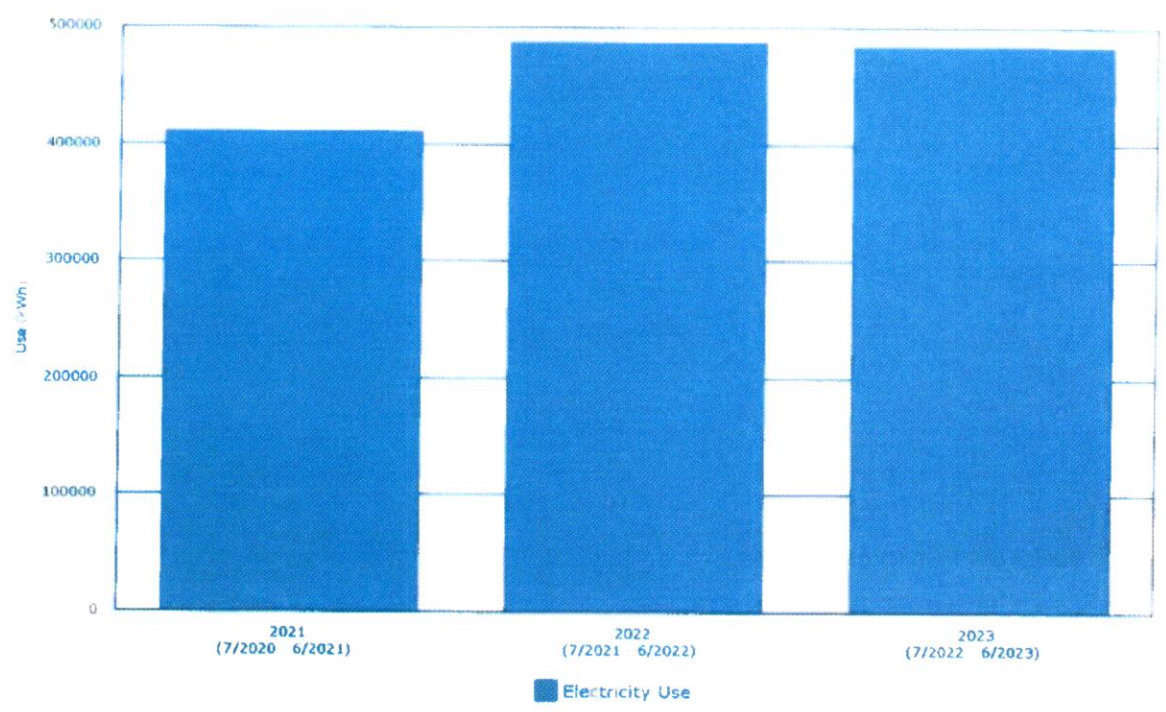
The Floyd County Board of Education does not discriminate on the basis of race, color, national origin, age, religion, marital status, sex, or disability in employment, educational programs, or activities as set forth in Title IX & VI, and in Section 504.

**Year-Over-Year Comparison
 Floyd County Board of Education-
 Prestonsburg Elementary- 7/2020 to 6/2023**



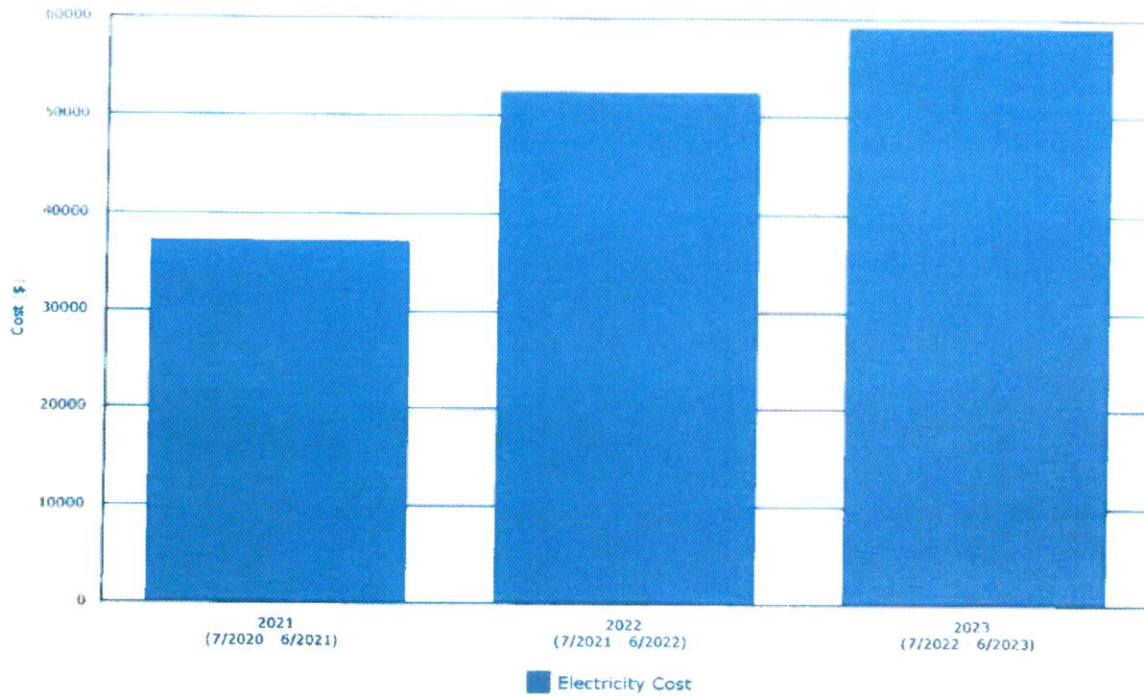
Period	All Utilities Cost
2021	\$47,922
2022	\$69,153
2023	\$75,957

**Year-Over-Year Comparison
 Floyd County Board of Education-
 Prestonsburg Elementary- 7/2020 to 6/2023**



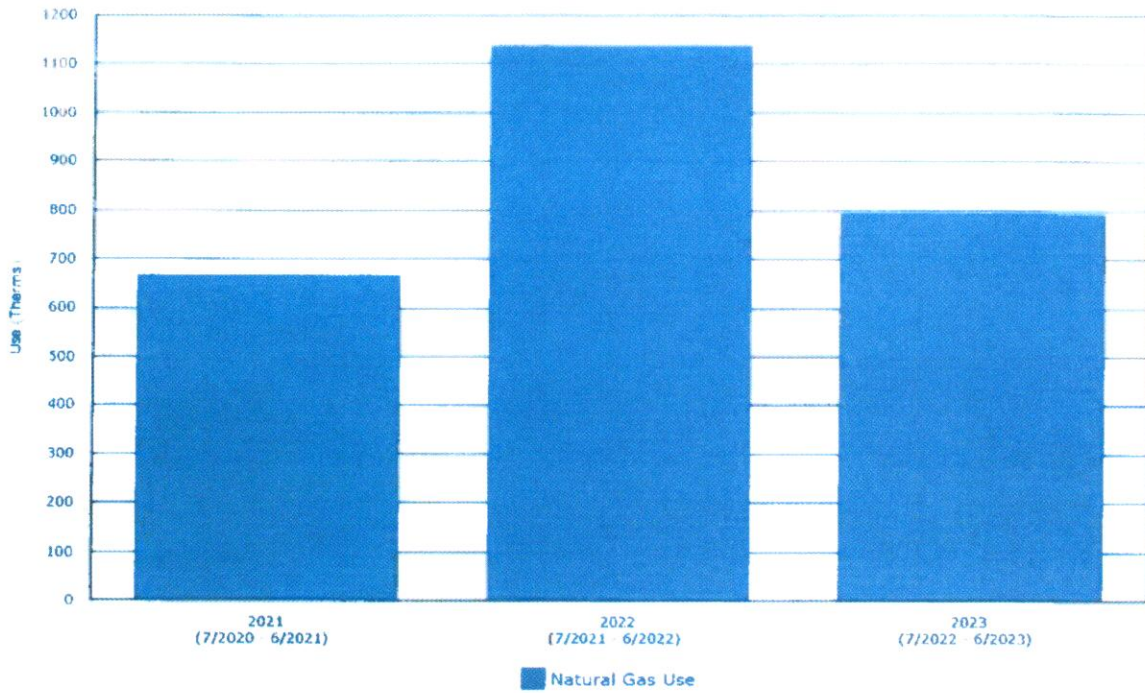
Period	Electricity Use (kWh)
2021	410,720
2022	487,045
2023	484,555

**Year-Over-Year Comparison
 Floyd County Board of Education-
 Prestonsburg Elementary- 7/2020 to 6/2023**



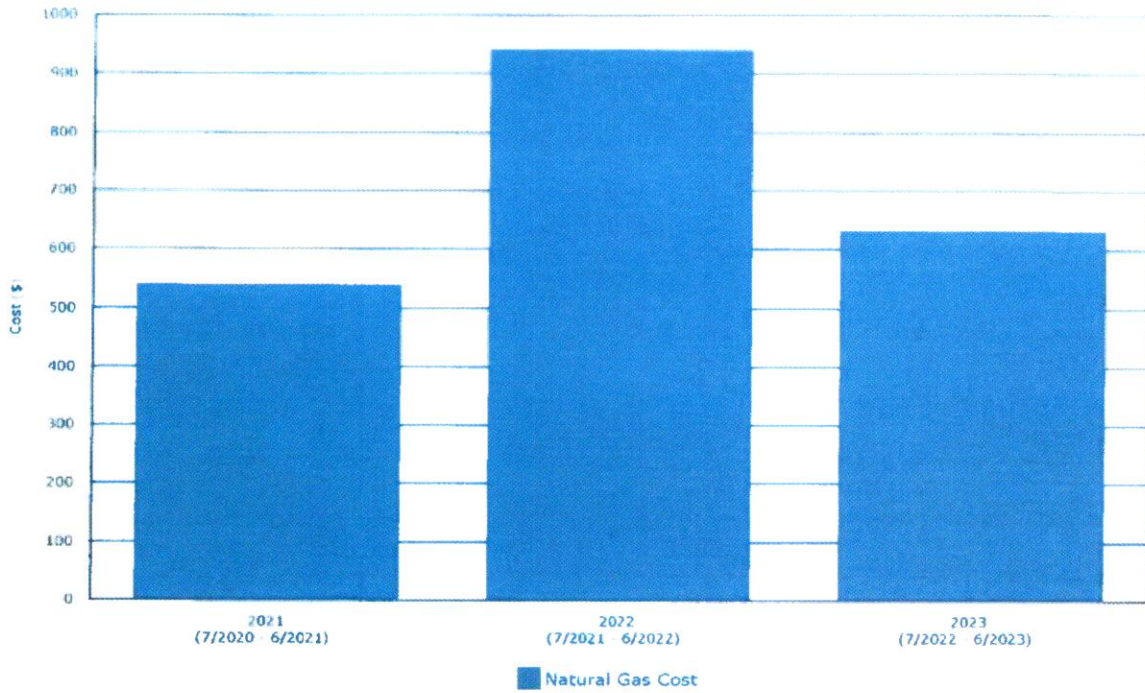
Period	Electricity Cost
2021	\$37,155
2022	\$52,440
2023	\$59,124

**Year-Over-Year Comparison
 Floyd County Board of Education-
 Prestonsburg Elementary- 7/2020 to 6/2023**



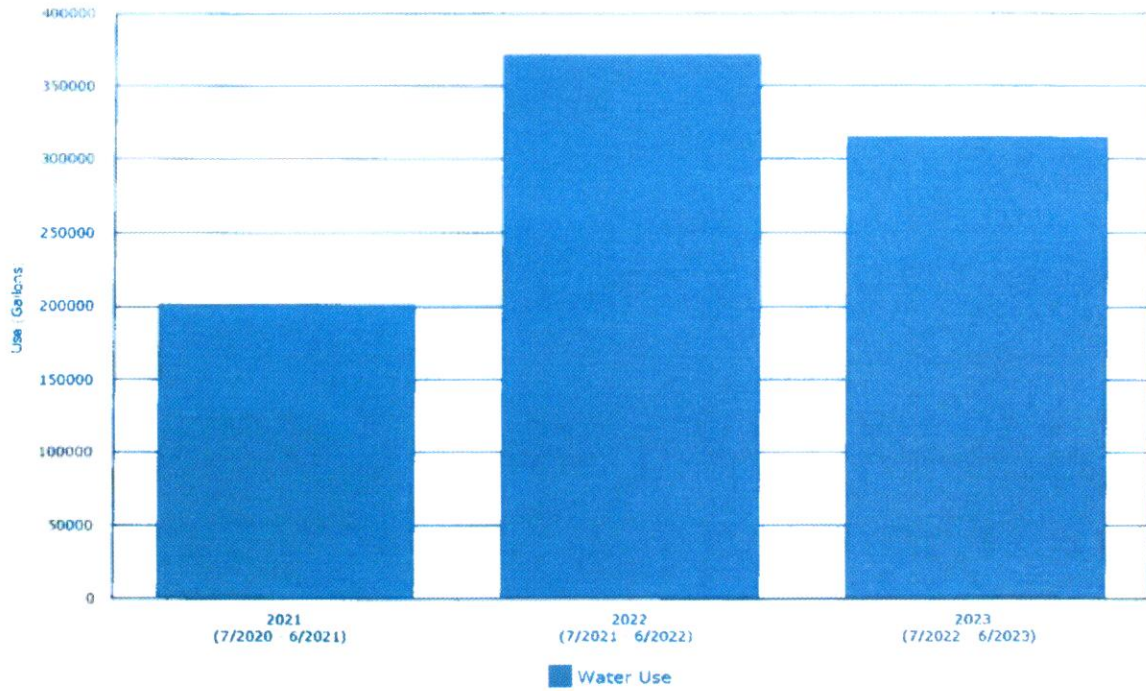
Period	Natural Gas Use (Therms)
2021	667
2022	1,138
2023	793

Year-Over-Year Comparison
Floyd County Board of Education-
Prestonsburg Elementary- 7/2020 to 6/2023



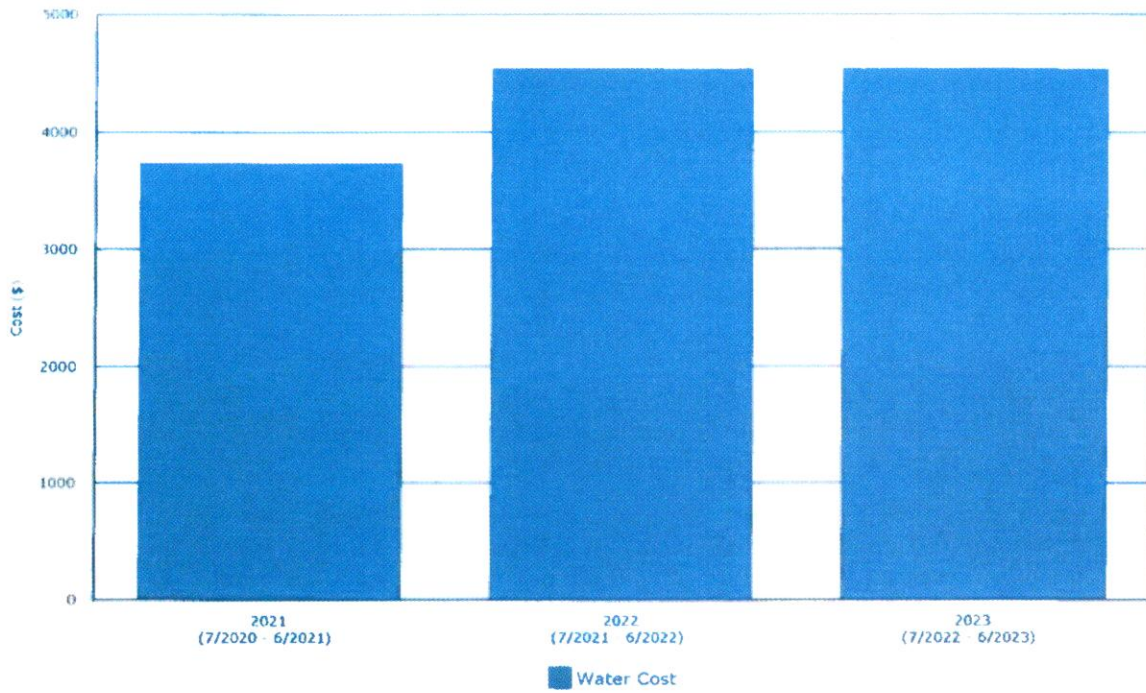
Period	Natural Gas Cost
2021	\$539
2022	\$940
2023	\$632

**Year-Over-Year Comparison
 Floyd County Board of Education-
 Prestonsburg Elementary- 7/2020 to 6/2023**



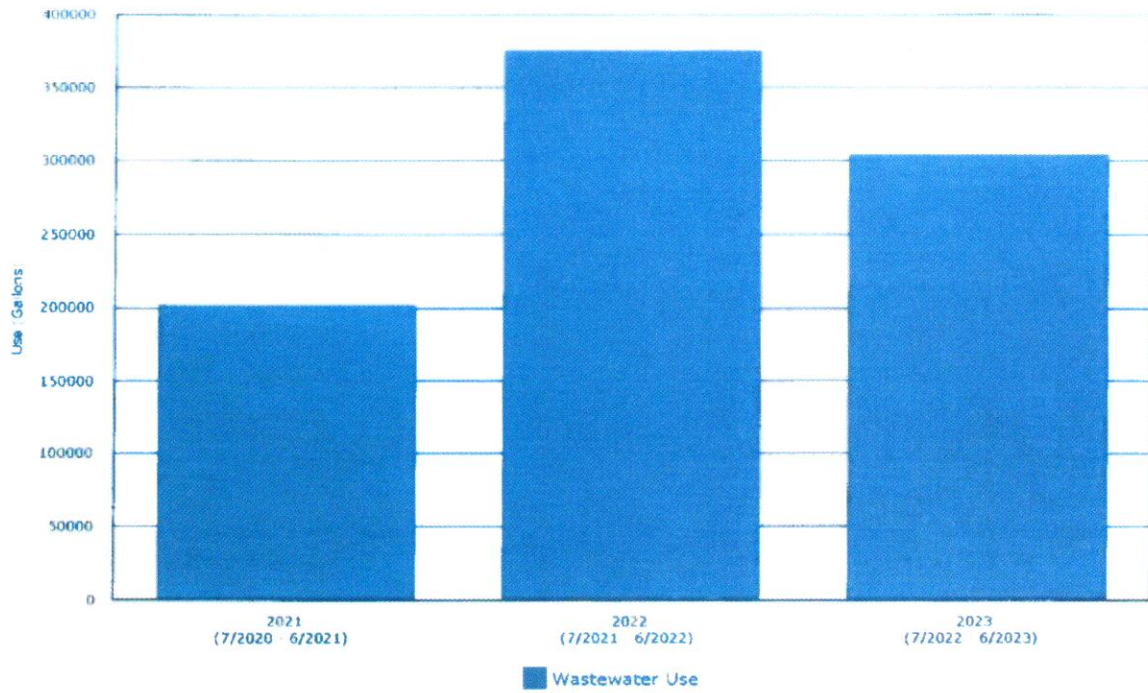
Period	Water Use (Gallons)
2021	201,038
2022	372,400
2023	315,286

**Year-Over-Year Comparison
 Floyd County Board of Education-
 Prestonsburg Elementary- 7/2020 to 6/2023**



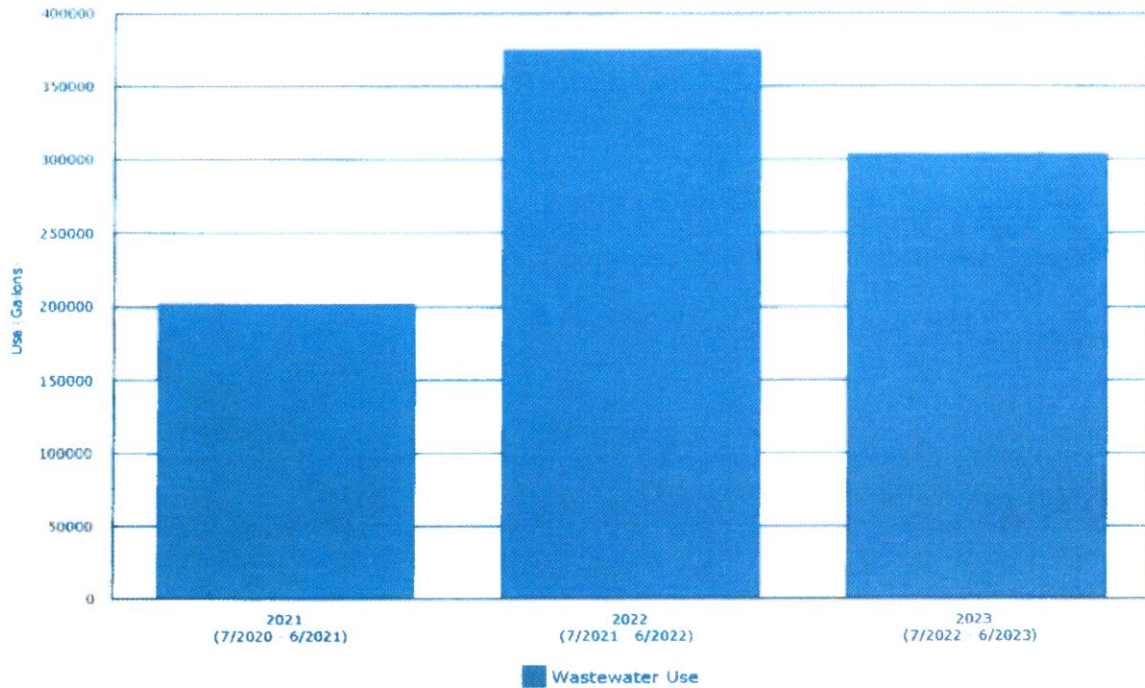
Period	Water Cost
2021	\$3,737
2022	\$4,535
2023	\$4,536

**Year-Over-Year Comparison
 Floyd County Board of Education-
 Prestonsburg Elementary- 7/2020 to 6/2023**



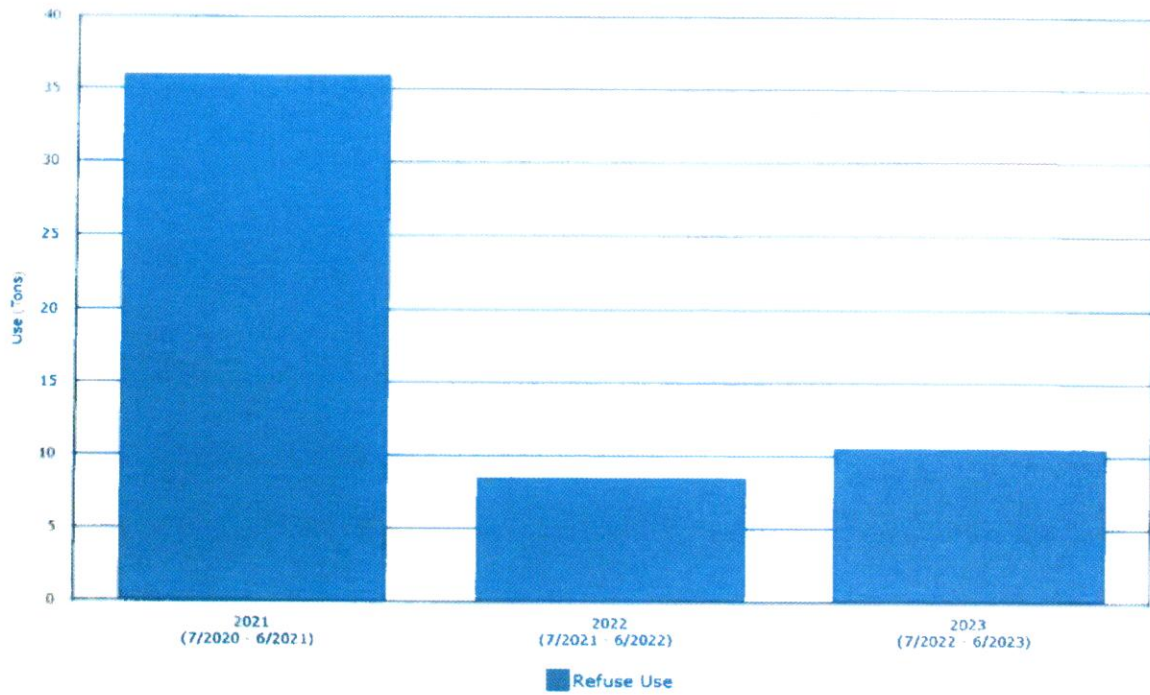
Period	Wastewater Use (Gallons)
2021	201,765
2022	375,572
2023	304,086

**Year-Over-Year Comparison
 Floyd County Board of Education-
 Prestonsburg Elementary- 7/2020 to 6/2023**



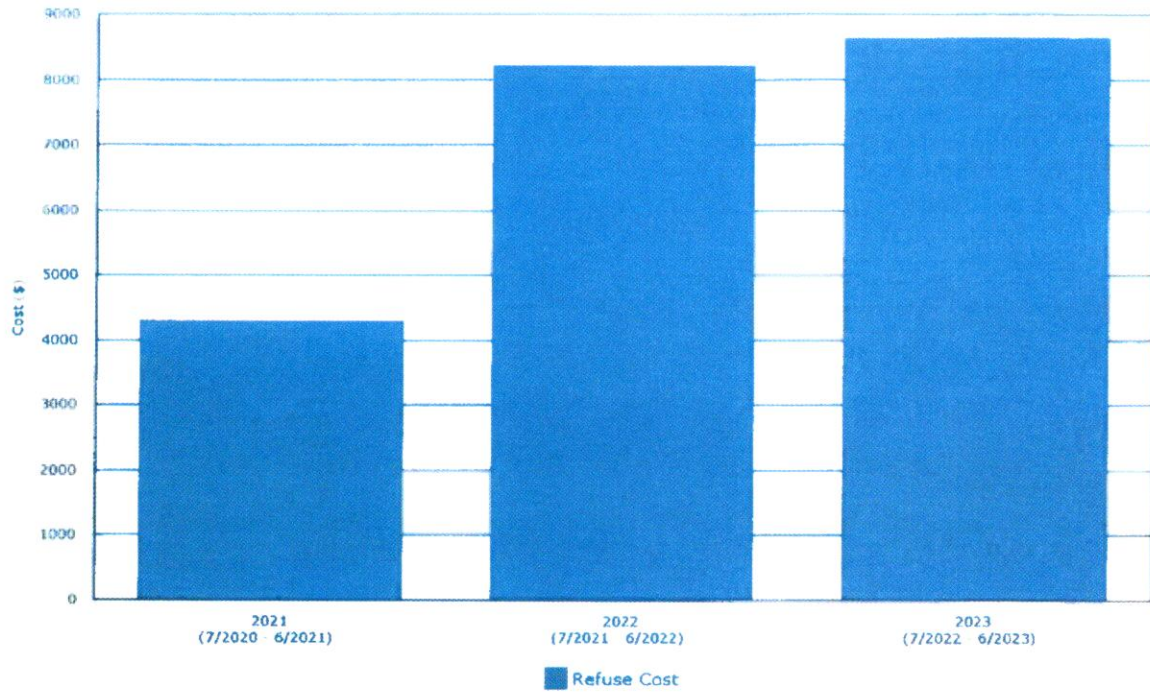
Period	Wastewater Use (Gallons)
2021	201,765
2022	375,572
2023	304,086

**Year-Over-Year Comparison
 Floyd County Board of Education-
 Prestonsburg Elementary- 7/2020 to 6/2023**



Period	Refuse Use (Tons)
2021	36
2022	8
2023	11

**Year-Over-Year Comparison
 Floyd County Board of Education-
 Prestonsburg Elementary- 7/2020 to 6/2023**



Period	Refuse Cost
2021	\$4,291
2022	\$8,219
2023	\$8,633