

Site Visit - Construction Observation

PROJECT: 5056-01 Trans District Sup Fac 5056-01 DATE: 6/5/2024

VISIT NAME: Construction Progress Site Visit REPORT NO: 023

AUTHOR: David Vaught STATUS: Final

VISIT DETAILS


WEATHER: Mostly Sunny.
High in the low 80's

START TIME: 11:30 AM
END TIME: 2:00 PM

GENERAL COMMENTS: A construction progress site visit was conducted on June 5th, 2024
The following items were noted.


PARTICIPANT NAME	COMPANY	TITLE	EMAIL
David Vaught	GRW	Project Manager	DVaught@grwinc.com
Anthony Berkemeier	Morel Construction	Superintendent	aberkemeier@morelconstruction.net


OBSERVATIONS


ITEM	REMARKS	DISCUSSION	PHOTO
023-001	Unit Masonry stored on site. Provide Delivery, Storage and Handling per specification section 042000 1.8.		
	SPACE: 005 - SITE - NORTH	SUBJECT: 6/5/24 at 11:15 AM	
	CATEGORY: Unit Masonry	REFERENCE: 042000	

Site Visit - Construction Observation

DATE: 6/5/2024
 VISIT NAME: Construction Progress Site Visit
 REPORT NO: 023


ITEM	REMARKS	DISCUSSION	PHOTO
023-002	Unit skylight Curbs stored on site. Provide Nominal 4x4 wood blocking top nailer per shop drawing submittal.		
	SPACE:	005 - SITE - NORTH	SUBJECT: 6/5/24 at 11:15 AM
	CATEGORY:	Unit Skylights	REFERENCE: 086200


ITEM	REMARKS	DISCUSSION	PHOTO
023-003	Metal Fabrication stored on site.		
	SPACE:	005 - SITE - NORTH	SUBJECT: 6/5/24 at 11:15 AM
	CATEGORY:	Metal Fabrications	REFERENCE: 055000


ITEM	REMARKS	DISCUSSION	PHOTO
023-004	Unit Masonry, Steel Joist, Metal Decking installation in progress		
	SPACE:	143 - AUTOMATIC WASH BAY	SUBJECT: 6/5/24 at 11:18 AM
	CATEGORY:	Unit Masonry / Steel Joint Framing	REFERENCE: 042000 / 052100

Site Visit - Construction Observation

DATE: 6/5/2024
 VISIT NAME: Construction Progress Site Visit
 REPORT NO: 023


ITEM	REMARKS	DISCUSSION	PHOTO
023-005	Unit Masonry, Steel Joist, Metal Decking installation in progress		
	SPACE: 143 - AUTOMATIC WASH BAY	SUBJECT: 6/5/24 at 11:18 AM	
	CATEGORY: Unit Masonry / Steel Joint Framing	REFERENCE: 042000 / 052100	


ITEM	REMARKS	DISCUSSION	PHOTO
023-006	Exterior Lighting, Site lighting pole mounted concrete base installation in progress.		
	SPACE: 005 - SITE - NORTH	SUBJECT: 6/5/24 at 11:19 AM	
	CATEGORY: Exterior Lighting	REFERENCE: 265600	


ITEM	REMARKS	DISCUSSION	PHOTO
023-007	Unit Masonry installation in progress. Metal Fabrications, Steel Bollard installation in progress.		
	SPACE: 001 - NORTH ELEVATION	SUBJECT: 6/5/24 at 11:19 AM	
	CATEGORY: Unit Masonry / Metal Fabrications	REFERENCE: 042000 / 055000	

Site Visit - Construction Observation

DATE: 6/5/2024
 VISIT NAME: Construction Progress Site Visit
 REPORT NO: 023


ITEM	REMARKS	DISCUSSION	PHOTO
023-008	Unit Masonry installation in progress. Metal Fabrications, Steel Bollard installation in progress.		
	SPACE: 004 - WEST ELEVATION	SUBJECT: 6/5/24 at 11:19 AM	
	CATEGORY: Unit Masonry / Metal Fabrications	REFERENCE: 042000 / 055000	


ITEM	REMARKS	DISCUSSION	PHOTO
023-009	Unit Masonry installation in progress. Metal Fabrications, Steel Bollard installation in progress.		
	SPACE: 001 - NORTH ELEVATION	SUBJECT: 6/5/24 at 11:20 AM	
	CATEGORY: Unit Masonry / Metal Fabrications	REFERENCE: 042000 / 055000	

ITEM	REMARKS	DISCUSSION	PHOTO
023-010	Unit Masonry installation in progress. Metal Fabrications, Steel Bollard installation in progress.		
	SPACE: 003 - EAST ELEVATION	SUBJECT: 6/5/24 at 11:20 AM	
	CATEGORY: Unit Masonry / Metal Fabrications	REFERENCE: 042000 / 055000	

Site Visit - Construction Observation


DATE: 6/5/2024
 VISIT NAME: Construction Progress Site Visit
 REPORT NO: 023


ITEM	REMARKS	DISCUSSION	PHOTO
023-011	Exterior Lighting, Site lighting pole mounted concrete base installation in progress.		
	SPACE:	007 - SITE - EAST	SUBJECT: 6/5/24 at 11:21 AM
	CATEGORY:	Exterior Lighting	REFERENCE: 265600

ITEM	REMARKS	DISCUSSION	PHOTO
023-012	Structural Steel Framing and Steel Joist stored on site. Provide delivery, storage and handling per specification section 051200 1.8.		
	SPACE:	007 - SITE - EAST	SUBJECT: 6/5/24 at 11:21 AM
	CATEGORY:	Structural Steel Framing / Steel Joint Framing	REFERENCE: 051200 / 052100

Site Visit - Construction Observation


DATE: 6/5/2024
 VISIT NAME: Construction Progress Site Visit
 REPORT NO: 023


ITEM	REMARKS	DISCUSSION	PHOTO
023-013	Structural Steel Framing and Steel Joist stored on site. Provide delivery, storage and handling per specification section 051200 1.8.		
	SPACE:	007 - SITE - EAST	SUBJECT: 6/5/24 at 11:21 AM
	CATEGORY:	Structural Steel Framing / Steel Joint Framing	REFERENCE: 051200 / 052100

ITEM	REMARKS	DISCUSSION	PHOTO
023-014	Structural Steel Framing and Steel Joist stored on site. Provide delivery, storage and handling per specification section 051200 1.8.		
	SPACE:	007 - SITE - EAST	SUBJECT: 6/5/24 at 11:21 AM
	CATEGORY:	Structural Steel Framing / Steel Joint Framing	REFERENCE: 051200 / 052100

Site Visit - Construction Observation


DATE: 6/5/2024
VISIT NAME: Construction
Progress Site Visit
REPORT NO: 023


ITEM	REMARKS	DISCUSSION	PHOTO
023-015	Unit Masonry installation complete. Hollow metal door frame installation complete.		
	SPACE:	146 - CIRCULATION	SUBJECT: 6/5/24 at 11:22 AM
	CATEGORY:	Unit Masonry / Hollow Metal Door Frames	REFERENCE: 042000 / 081113

ITEM	REMARKS	DISCUSSION	PHOTO
023-016	Storm water piping installation complete.		
	SPACE:	145 - CIRCULATION	SUBJECT: 6/5/24 at 11:22 AM
	CATEGORY:	Sanitary and Storm Piping Specialties	REFERENCE: 221319

Site Visit - Construction Observation


DATE: 6/5/2024
VISIT NAME: Construction
Progress Site Visit
REPORT NO: 023


ITEM	REMARKS	DISCUSSION	PHOTO
023-017	Storm water piping installation complete.		
	SPACE: 145 - CIRCULATION	SUBJECT: 6/5/24 at 11:23 AM	
	CATEGORY: Sanitary and Storm Piping Specialties	REFERENCE: 221319	

ITEM	REMARKS	DISCUSSION	PHOTO
023-018	Steel joist framing and steel decking installation in progress. Ensure steel decking is installed per specification section 053100 3.3 Ensure roof deck panels are installed per specification section 053100 3.3 A. Fill pocket of joist seat with concrete grout.		
	SPACE: 140 - PARTS STORAGE	SUBJECT: 6/5/24 at 11:23 AM	
	CATEGORY: Steel Joist Framing / Steel Decking	REFERENCE: 052100 / 053100	

Site Visit - Construction Observation


DATE: 6/5/2024
VISIT NAME: Construction
Progress Site Visit
REPORT NO: 023


ITEM	REMARKS	DISCUSSION	PHOTO
023-019	Steel joist framing and steel decking installation in progress. Ensure steel decking is installed per specification section 053100 3.3 Ensure roof deck panels are installed per specification section 053100 3.3 A.		
	SPACE:	142 - TIRE STORAGE	SUBJECT: 6/5/24 at 11:23 AM
	CATEGORY:	Steel Joist Framing / Steel Decking	REFERENCE: 052100 / 053100

ITEM	REMARKS	DISCUSSION	PHOTO
023-020	Steel joist framing and steel decking installation in progress. Ensure steel decking is installed per specification section 053100 3.3 Ensure roof deck panels are installed per specification section 053100 3.3 A.		
	SPACE:	142 - TIRE STORAGE	SUBJECT: 6/5/24 at 11:23 AM
	CATEGORY:	Steel Joist Framing / Steel Decking	REFERENCE: 052100 / 053100

Site Visit - Construction Observation


DATE: 6/5/2024
 VISIT NAME: Construction Progress Site Visit
 REPORT NO: 023


ITEM	REMARKS	DISCUSSION	PHOTO
023-021	Steel joist framing and steel decking installation in progress. Ensure steel decking is installed per specification section 053100 3.3 Ensure roof deck panels are installed per specification section 053100 3.3 A.		
	SPACE:	142 - TIRE STORAGE	SUBJECT: 6/5/24 at 11:24 AM
	CATEGORY:	Steel Joist Framing / Steel Decking	REFERENCE: 052100 / 053100

ITEM	REMARKS	DISCUSSION	PHOTO
023-022	Steel joist framing and steel decking installation in progress. Ensure steel decking is installed per specification section 053100 3.3 Ensure roof deck panels are installed per specification section 053100 3.3 A.		
	SPACE:	142 - TIRE STORAGE	SUBJECT: 6/5/24 at 11:24 AM
	CATEGORY:	Steel Joist Framing / Steel Decking	REFERENCE: 052100 / 053100

Site Visit - Construction Observation


DATE: 6/5/2024
 VISIT NAME: Construction Progress Site Visit
 REPORT NO: 023


ITEM	REMARKS	DISCUSSION	PHOTO
023-023	Storm water piping installation complete.		
	SPACE:	144 - STORAGE ROOM	SUBJECT: 6/5/24 at 11:24 AM
	CATEGORY:	Sanitary and Storm Piping Specialties	REFERENCE: 221319

ITEM	REMARKS	DISCUSSION	PHOTO
023-024	Storm water piping installation complete.		
	SPACE:	144 - STORAGE ROOM	SUBJECT: 6/5/24 at 11:25 AM
	CATEGORY:	Sanitary and Storm Piping Specialties	REFERENCE: 221319

Site Visit - Construction Observation


DATE: 6/5/2024
 VISIT NAME: Construction Progress Site Visit
 REPORT NO: 023


ITEM	REMARKS	DISCUSSION	PHOTO
023-025	Structural steel framing and Steel Joist installation in progress. Ensure structural steel framing is installed per specification section 051200 Part 3 Execution. Ensure steel Joist Framing is installed per specification section 052100 Part 3 Execution.		
	SPACE:	138 - INSPECTION BAY 1	SUBJECT: 6/5/24 at 11:25 AM
	CATEGORY:	Structural Steel Framing / Steel Joint Framing	REFERENCE: 051200 / 052100

ITEM	REMARKS	DISCUSSION	PHOTO
023-026	Structural steel framing and Steel Joist installation in progress. Ensure structural steel framing is installed per specification section 051200 Part 3 Execution. Ensure steel Joist Framing is installed per specification section 052100 Part 3 Execution.		
	SPACE:	138 - INSPECTION BAY 1	SUBJECT: 6/5/24 at 11:25 AM
	CATEGORY:	Structural Steel Framing / Steel Joint Framing	REFERENCE: 051200 / 052100

Site Visit - Construction Observation


DATE: 6/5/2024
 VISIT NAME: Construction Progress Site Visit
 REPORT NO: 023


ITEM	REMARKS	DISCUSSION	PHOTO
023-027	Structural Steel Framing and Steel Joist installation in progress. Ensure structural steel framing is installed per specification section 051200 Part 3 Execution. Ensure steel Joist Framing is installed per specification section 052100 Part 3 Execution.		
	SPACE: 138 - INSPECTION BAY 1	SUBJECT: 6/5/24 at 11:26 AM	
	CATEGORY: Structural Steel Framing / Steel Joint Framing	REFERENCE: 051200 / 052100	

ITEM	REMARKS	DISCUSSION	PHOTO
023-028	Structural Steel Framing and Steel Joist installation in progress. Ensure structural steel framing is installed per specification section 051200 Part 3 Execution. Ensure steel Joist Framing is installed per specification section 052100 Part 3 Execution.		
	SPACE: 131 - CIRCULATION	SUBJECT: 6/5/24 at 11:26 AM	
	CATEGORY: Structural Steel Framing / Steel Joint Framing	REFERENCE: 051200 / 052100	

Site Visit - Construction Observation

DATE: 6/5/2024
 VISIT NAME: Construction Progress Site Visit
 REPORT NO: 023


ITEM	REMARKS	DISCUSSION	PHOTO
023-029	Structural Steel Framing and Steel Joist installation in progress. Ensure structural steel framing is installed per specification section 051200 Part 3 Execution. Ensure steel Joist Framing is installed per specification section 052100 Part 3 Execution.		
	SPACE: 139 - INSPECTION BAY 2	SUBJECT: 6/5/24 at 11:26 AM	
	CATEGORY: Structural Steel Framing / Steel Joint Framing	REFERENCE: 051200 / 052100	

ITEM	REMARKS	DISCUSSION	PHOTO
023-030	Structural Steel Framing and Steel Joist installation in progress. Ensure structural steel framing is installed per specification section 051200 Part 3 Execution. Ensure steel Joist Framing is installed per specification section 052100 Part 3 Execution.		
	SPACE: 137 - MAINTENANCE BAY 6	SUBJECT: 6/5/24 at 11:27 AM	
	CATEGORY: Structural Steel Framing / Steel Joint Framing	REFERENCE: 051200 / 052100	

Site Visit - Construction Observation


DATE: 6/5/2024
 VISIT NAME: Construction Progress Site Visit
 REPORT NO: 023


ITEM	REMARKS	DISCUSSION	PHOTO
023-031	Structural Steel Framing and Steel Joist installation in progress. Ensure structural steel framing is installed per specification section 051200 Part 3 Execution. Ensure steel Joist Framing is installed per specification section 052100 Part 3 Execution.		
	SPACE:	137 - MAINTENANCE BAY 6	SUBJECT: 6/5/24 at 11:27 AM
	CATEGORY:	Structural Steel Framing / Steel Joint Framing	REFERENCE: 051200 / 052100

ITEM	REMARKS	DISCUSSION	PHOTO
023-032	Structural Steel Framing and Steel Joist installation in progress. Ensure structural steel framing is installed per specification section 051200 Part 3 Execution. Ensure steel Joist Framing is installed per specification section 052100 Part 3 Execution.		
	SPACE:	137 - MAINTENANCE BAY 6	SUBJECT: 6/5/24 at 11:27 AM
	CATEGORY:	Structural Steel Framing / Steel Joint Framing	REFERENCE: 051200 / 052100

Site Visit - Construction Observation


DATE: 6/5/2024
 VISIT NAME: Construction Progress Site Visit
 REPORT NO: 023


ITEM	REMARKS	DISCUSSION	PHOTO
023-033	Structural Steel Framing and Steel Joist installation in progress. Ensure structural steel framing is installed per specification section 051200 Part 3 Execution. Ensure steel Joist Framing is installed per specification section 052100 Part 3 Execution.		
	SPACE: 136 - MAINTENANCE BAY 5	SUBJECT: 6/5/24 at 11:28 AM	
	CATEGORY: Structural Steel Framing / Steel Joint Framing	REFERENCE: 051200 / 052100	

ITEM	REMARKS	DISCUSSION	PHOTO
023-034	Structural Steel Framing and Steel Joist installation in progress. Ensure structural steel framing is installed per specification section 051200 Part 3 Execution. Ensure steel Joist Framing is installed per specification section 052100 Part 3 Execution.		
	SPACE: 136 - MAINTENANCE BAY 5	SUBJECT: 6/5/24 at 11:28 AM	
	CATEGORY: Structural Steel Framing / Steel Joint Framing	REFERENCE: 051200 / 052100	

Site Visit - Construction Observation


DATE: 6/5/2024
 VISIT NAME: Construction Progress Site Visit
 REPORT NO: 023


ITEM	REMARKS	DISCUSSION	PHOTO
023-035	Structural Steel Framing in progress. Ensure structural steel framing is installed per specification section 051200 Part 3 Execution.		
	SPACE:	139 - INSPECTION BAY 2	SUBJECT: 6/5/24 at 11:28 AM
	CATEGORY:	Structural Steel Framing	REFERENCE: 051200

ITEM	REMARKS	DISCUSSION	PHOTO
023-036	Steel Joist installation in progress. Ensure steel Joist Framing is installed per specification section 052100 Part 3 Execution.		
	SPACE:	139 - INSPECTION BAY 2	SUBJECT: 6/5/24 at 11:29 AM
	CATEGORY:	Steel Joint Framing	REFERENCE: 052100

Site Visit - Construction Observation


DATE: 6/5/2024
VISIT NAME: Construction
Progress Site Visit
REPORT NO: 023


ITEM	REMARKS	DISCUSSION	PHOTO
023-037	Steel Joist installation in progress. Ensure steel Joist Framing is installed per specification section 052100 Part 3 Execution. Ensure that exhaust fan opening are installed per RFI #057.		
	SPACE:	139 - INSPECTION BAY 2	SUBJECT: 6/5/24 at 11:30 AM
	CATEGORY:	Steel Joint Framing	REFERENCE: 052100

ITEM	REMARKS	DISCUSSION	PHOTO
023-038	Steel Joist installation in progress. Ensure steel Joist Framing is installed per specification section 052100 Part 3 Execution. Ensure that exhaust fan opening are installed per RFI #057.		
	SPACE:	138 - INSPECTION BAY 1	SUBJECT: 6/5/24 at 11:30 AM
	CATEGORY:	Steel Joint Framing	REFERENCE: 052100

Site Visit - Construction Observation


DATE: 6/5/2024
VISIT NAME: Construction
Progress Site Visit
REPORT NO: 023


ITEM	REMARKS	DISCUSSION	PHOTO
023-039	Structural Steel Framing in progress. Ensure structural steel framing is installed per specification section 051200 Part 3 Execution.		
	SPACE:	138 - INSPECTION BAY 1	SUBJECT: 6/5/24 at 11:31 AM
	CATEGORY:	Structural Steel Framing	REFERENCE: 051200

ITEM	REMARKS	DISCUSSION	PHOTO
023-040	Hollow metal door frame installation in progress.		
	SPACE:	138 - INSPECTION BAY 1	SUBJECT: 6/5/24 at 11:31 AM
	CATEGORY:	Hollow Metal Door and Frames	REFERENCE: 081113

Site Visit - Construction Observation


DATE: 6/5/2024
 VISIT NAME: Construction Progress Site Visit
 REPORT NO: 023


ITEM	REMARKS	DISCUSSION	PHOTO
023-041	Fire protection cabinet installation in progress.		
	SPACE:	138 - INSPECTION BAY 1	SUBJECT: 6/5/24 at 11:31 AM
	CATEGORY:	Fire Protection Cabinets	REFERENCE: 104413

ITEM	REMARKS	DISCUSSION	PHOTO
023-042	Unit masonry damaged at pilaster. Repair as required.		
	SPACE:	138 - INSPECTION BAY 1	SUBJECT: 6/5/24 at 11:31 AM
	CATEGORY:	Unit Masonry	REFERENCE: 042000

Site Visit - Construction Observation


DATE: 6/5/2024
VISIT NAME: Construction
Progress Site Visit
REPORT NO: 023


ITEM	REMARKS	DISCUSSION	PHOTO
023-043	Steel Joist installation in progress. Ensure steel Joist Framing is installed per specification section 052100 Part 3 Execution. Ensure that exhaust fan opening are installed per RFI #057.		
	SPACE:	138 - INSPECTION BAY 1	SUBJECT: 6/5/24 at 11:32 AM
	CATEGORY:	Unit Masonry	REFERENCE: 042000

ITEM	REMARKS	DISCUSSION	PHOTO
023-044	Steel Joist installation in progress. Ensure steel Joist Framing is installed per specification section 052100 Part 3 Execution. Ensure that exhaust fan opening are installed per RFI #057.		
	SPACE:	138 - INSPECTION BAY 1	SUBJECT: 6/5/24 at 11:32 AM
	CATEGORY:	Unit Masonry	REFERENCE: 042000

Site Visit - Construction Observation


DATE: 6/5/2024
 VISIT NAME: Construction Progress Site Visit
 REPORT NO: 023


ITEM	REMARKS	DISCUSSION	PHOTO
023-045	Ensure that exhaust fan opening are installed per RFI #057		
	SPACE:	138 - INSPECTION BAY 1	SUBJECT: 6/5/24 at 11:32 AM
	CATEGORY:	Unit Masonry	REFERENCE: 042000

ITEM	REMARKS	DISCUSSION	PHOTO
023-046	Ensure that exhaust fan opening are installed per RFI #057 Repair / Replace damaged CMU.		
	SPACE:	139 - INSPECTION BAY 2	SUBJECT: 6/5/24 at 11:33 AM
	CATEGORY:	Unit Masonry	REFERENCE: 042000

Site Visit - Construction Observation


DATE: 6/5/2024
 VISIT NAME: Construction Progress Site Visit
 REPORT NO: 023


ITEM	REMARKS	DISCUSSION	PHOTO
023-047	Ensure that exhaust fan opening are installed per RFI #057		
	SPACE:	139 - INSPECTION BAY 2	SUBJECT: 6/5/24 at 11:33 AM
	CATEGORY:	Unit Masonry	REFERENCE: 042000

ITEM	REMARKS	DISCUSSION	PHOTO
023-048	Structural Steel Framing in progress. Ensure all fasteners are installed prior to adding roof loads. Ensure structural steel framing is installed per specification section 051200 Part 3 Execution.		
	SPACE:	135 - MAINTENANCE BAY 4	SUBJECT: 6/5/24 at 11:34 AM
	CATEGORY:	Structural Steel Framing	REFERENCE: 051200

Site Visit - Construction Observation


DATE: 6/5/2024
 VISIT NAME: Construction Progress Site Visit
 REPORT NO: 023


ITEM	REMARKS	DISCUSSION	PHOTO
023-049	Structural Steel Framing in progress. Ensure all fasteners are installed prior to adding roof loads. Ensure structural steel framing is installed per specification section 051200 Part 3 Execution.		
	SPACE:	135 - MAINTENANCE BAY 4	SUBJECT: 6/5/24 at 11:34 AM
	CATEGORY:	Structural Steel Framing	REFERENCE: 051200

ITEM	REMARKS	DISCUSSION	PHOTO
023-050	Structural Steel Framing in progress. Ensure structural steel framing is installed per specification section 051200 Part 3 Execution.		
	SPACE:	135 - MAINTENANCE BAY 4	SUBJECT: 6/5/24 at 11:34 AM
	CATEGORY:	Structural Steel Framing	REFERENCE: 051200

Site Visit - Construction Observation


DATE: 6/5/2024
 VISIT NAME: Construction Progress Site Visit
 REPORT NO: 023


ITEM	REMARKS	DISCUSSION	PHOTO
023-051	Structural Steel Framing and Steel Joist installation in progress. Ensure structural steel framing is installed per specification section 051200 Part 3 Execution. Ensure steel Joist Framing is installed per specification section 052100 Part 3 Execution.		
	SPACE:	139 - INSPECTION BAY 2	SUBJECT: 6/5/24 at 11:35 AM
	CATEGORY:	Structural Steel Framing / Steel Joint Framing	REFERENCE: 051200 / 052100

ITEM	REMARKS	DISCUSSION	PHOTO
023-052	Unit masonry veneer installation in progress. Concrete column installation in progress.		
	SPACE:	132 - MAINTENANCE BAY 1	SUBJECT: 6/5/24 at 11:36 AM
	CATEGORY:	Concrete / Unit Masonry	REFERENCE: 033000 / 042000

Site Visit - Construction Observation


DATE: 6/5/2024
 VISIT NAME: Construction Progress Site Visit
 REPORT NO: 023


ITEM	REMARKS	DISCUSSION	PHOTO
023-053	Unit masonry veneer installation in progress. Concrete column installation in progress.		
	SPACE: 132 - MAINTENANCE BAY 1	SUBJECT: 6/5/24 at 11:36 AM	
	CATEGORY: Concrete / Unit Masonry	REFERENCE: 033000 / 042000	

ITEM	REMARKS	DISCUSSION	PHOTO
023-054	Unit masonry veneer installation in progress. Concrete column installation in progress.		
	SPACE: 132 - MAINTENANCE BAY 1	SUBJECT: 6/5/24 at 11:36 AM	
	CATEGORY: Concrete / Unit Masonry	REFERENCE: 033000 / 042000	

Site Visit - Construction Observation


DATE: 6/5/2024
VISIT NAME: Construction
Progress Site Visit
REPORT NO: 023


ITEM	REMARKS		DISCUSSION		PHOTO
023-055	Unit masonry veneer installation in progress. Concrete column installation in progress.				
	SPACE:	132 - MAINTENANCE BAY 1	SUBJECT:	6/5/24 at 11:36 AM	
	CATEGORY:	Concrete / Unit Masonry	REFERENCE:	033000 / 042000	

ITEM	REMARKS		DISCUSSION		PHOTO
023-056	Concrete column installation in progress.				
	SPACE:	132 - MAINTENANCE BAY 1	SUBJECT:	6/5/24 at 11:37 AM	
	CATEGORY:	Concrete	REFERENCE:	033000	

Site Visit - Construction Observation


DATE: 6/5/2024
 VISIT NAME: Construction Progress Site Visit
 REPORT NO: 023


ITEM	REMARKS	DISCUSSION	PHOTO
023-057	Structural Steel Framing and Steel Joist installation in progress. Ensure structural steel framing is installed per specification section 051200 Part 3 Execution. Ensure steel Joist Framing is installed per specification section 052100 Part 3 Execution.		
	SPACE: 134 - MAINTENANCE BAY 3	SUBJECT: 6/5/24 at 11:37 AM	
	CATEGORY: Structural Steel Framing / Steel Joint Framing	REFERENCE: 051200 / 052100	

ITEM	REMARKS	DISCUSSION	PHOTO
023-058	Structural Steel Framing and Steel Joist installation in progress. Ensure structural steel framing is installed per specification section 051200 Part 3 Execution. Ensure steel Joist Framing is installed per specification section 052100 Part 3 Execution.		
	SPACE: 134 - MAINTENANCE BAY 3	SUBJECT: 6/5/24 at 11:37 AM	
	CATEGORY: Structural Steel Framing / Steel Joint Framing	REFERENCE: 051200 / 052100	

Site Visit - Construction Observation


DATE: 6/5/2024
 VISIT NAME: Construction Progress Site Visit
 REPORT NO: 023

ITEM	REMARKS	DISCUSSION	PHOTO
023-059	Structural Steel Framing and Steel Joist installation in progress. Ensure structural steel framing is installed per specification section 051200 Part 3 Execution. Ensure steel Joist Framing is installed per specification section 052100 Part 3 Execution.		
	SPACE: 132 - MAINTENANCE BAY 1	SUBJECT: 6/5/24 at 11:37 AM	
	CATEGORY: Structural Steel Framing / Steel Joint Framing	REFERENCE: 051200 / 052100	

ITEM	REMARKS	DISCUSSION	PHOTO
023-060	Unit masonry veneer installation in progress. Provide field conditions per specification section 042000 1.9. Install unit masonry per specification section 042000 Part 3 Execution. Provide in progress cleaning per specification section 042000 3.14 C. Provide joint sealant submittal and mock-up for color selections.		
	SPACE: 132 - MAINTENANCE BAY 1	SUBJECT: 6/5/24 at 11:38 AM	
	CATEGORY: Unit Masonry	REFERENCE: 042000	


Site Visit - Construction Observation

DATE: 6/5/2024
 VISIT NAME: Construction Progress Site Visit
 REPORT NO: 023

ITEM	REMARKS	DISCUSSION			PHOTO
023-061	Unit masonry veneer installation in progress. Provide field conditions per specification section 042000 1.9. Install unit masonry per specification section 042000 Part 3 Execution. Provide in progress cleaning per specification section 042000 3.14 C. Provide joint sealant submittal and mock-up for color selections.				
	SPACE:	132 - MAINTENANCE BAY 1	SUBJECT:	6/5/24 at 11:38 AM	
	CATEGORY:	Unit Masonry	REFERENCE:	042000	


Site Visit - Construction Observation

DATE: 6/5/2024
 VISIT NAME: Construction Progress Site Visit
 REPORT NO: 023

ITEM	REMARKS		DISCUSSION		PHOTO
023-062	Unit masonry veneer installation in progress. Provide field conditions per specification section 042000 1.9. Install unit masonry per specification section 042000 Part 3 Execution. Provide in progress cleaning per specification section 042000 3.14 C. Provide joint sealant submittal and mock-up for color selections.				
	SPACE:	132 - MAINTENANCE BAY 1	SUBJECT:	6/5/24 at 11:38 AM	
	CATEGORY:	Unit Masonry	REFERENCE:	042000	


Site Visit - Construction Observation

DATE: 6/5/2024
 VISIT NAME: Construction Progress Site Visit
 REPORT NO: 023

ITEM	REMARKS		DISCUSSION		PHOTO
023-063	<p>Unit masonry veneer installation in progress. Provide field conditions per specification section 042000 1.9. Install unit masonry per specification section 042000 Part 3 Execution. Provide in progress cleaning per specification section 042000 3.14 C. Provide joint sealant submittal and mock-up for color selections.</p>				
	SPACE:	131 - CIRCULATION	SUBJECT:	6/5/24 at 11:38 AM	
	CATEGORY:	Unit Masonry	REFERENCE:	042000	


Site Visit - Construction Observation


DATE: 6/5/2024
 VISIT NAME: Construction Progress Site Visit
 REPORT NO: 023

ITEM	REMARKS		DISCUSSION		PHOTO
023-064	Unit masonry veneer installation in progress. Provide field conditions per specification section 042000 1.9. Install unit masonry per specification section 042000 Part 3 Execution. Provide in progress cleaning per specification section 042000 3.14 C. Provide joint sealant submittal and mock-up for color selections.				
	SPACE:	133 - MAINTENANCE BAY 2	SUBJECT:	6/5/24 at 11:39 AM	
	CATEGORY:	Unit Masonry	REFERENCE:	042000	

Site Visit - Construction Observation


DATE: 6/5/2024
 VISIT NAME: Construction Progress Site Visit
 REPORT NO: 023


ITEM	REMARKS	DISCUSSION	PHOTO
023-065	Unit masonry veneer installation in progress. Provide field conditions per specification section 042000 1.9. Install unit masonry per specification section 042000 Part 3 Execution. Provide in progress cleaning per specification section 042000 3.14 C. Provide joint sealant submittal and mock-up for color selections.		
	SPACE: 133 - MAINTENANCE BAY 2	SUBJECT: 6/5/24 at 11:39 AM	
	CATEGORY: Unit Masonry	REFERENCE: 042000	

ITEM	REMARKS	DISCUSSION	PHOTO
023-066	Unit masonry veneer installation in progress. Concrete column installation in progress.		
	SPACE: 133 - MAINTENANCE BAY 2	SUBJECT: 6/5/24 at 11:39 AM	
	CATEGORY: Concrete / Unit Masonry	REFERENCE: 033000 / 042000	

Site Visit - Construction Observation


DATE: 6/5/2024
 VISIT NAME: Construction Progress Site Visit
 REPORT NO: 023


ITEM	REMARKS	DISCUSSION	PHOTO
023-067	Concrete column footing installation in progress.		
	SPACE:	139 - INSPECTION BAY 2	SUBJECT: 6/5/24 at 11:40 AM
	CATEGORY:	Concrete	REFERENCE: 033000

ITEM	REMARKS	DISCUSSION	PHOTO
023-068	Concrete column footing installation in progress.		
	SPACE:	137 - MAINTENANCE BAY 6	SUBJECT: 6/5/24 at 11:40 AM
	CATEGORY:	Concrete	REFERENCE: 033000

Site Visit - Construction Observation


DATE: 6/5/2024
 VISIT NAME: Construction Progress Site Visit
 REPORT NO: 023


ITEM	REMARKS	DISCUSSION	PHOTO
023-069	Concrete column footing installation in progress.		
	SPACE:	135 - MAINTENANCE BAY 4	SUBJECT: 6/5/24 at 11:40 AM
	CATEGORY:	Concrete	REFERENCE: 033000


ITEM	REMARKS	DISCUSSION	PHOTO
023-070	Concrete column footing installation in progress.		
	SPACE:	135 - MAINTENANCE BAY 4	SUBJECT: 6/5/24 at 11:41 AM
	CATEGORY:	Concrete	REFERENCE: 033000

Site Visit - Construction Observation

DATE: 6/5/2024
 VISIT NAME: Construction Progress Site Visit
 REPORT NO: 023


ITEM	REMARKS	DISCUSSION	PHOTO
023-071	Structural steel stored on site. Provide delivery storage and handling per specification section 051200 1.8		
	SPACE:	007 - SITE - EAST	SUBJECT: 6/5/24 at 11:41 AM
	CATEGORY:	Structural Steel Framing	REFERENCE: 051200

ITEM	REMARKS	DISCUSSION	PHOTO
023-072	Structural steel stored on site. Provide delivery storage and handling per specification section 051200 1.8		
	SPACE:	007 - SITE - EAST	SUBJECT: 6/5/24 at 11:41 AM
	CATEGORY:	Structural Steel Framing	REFERENCE: 051200

ITEM	REMARKS	DISCUSSION	PHOTO
023-073	Exterior Lighting, Site lighting pole mounted concrete base installation in progress.		
	SPACE:	007 - SITE - EAST	SUBJECT: 6/5/24 at 11:42 AM
	CATEGORY:	Exterior Lighting	REFERENCE: 265600

Site Visit - Construction Observation


DATE: 6/5/2024
 VISIT NAME: Construction Progress Site Visit
 REPORT NO: 023


ITEM	REMARKS	DISCUSSION	PHOTO
023-074	Structural Steel Framing and Steel Joist installation in progress. Ensure structural steel framing is installed per specification section 051200 Part 3 Execution. Ensure steel Joist Framing is installed per specification section 052100 Part 3 Execution.		
	SPACE: 003 - EAST ELEVATION	SUBJECT: 6/5/24 at 11:42 AM	
	CATEGORY: Structural Steel Framing / Steel Joint Framing	REFERENCE: 051200 / 052100	

ITEM	REMARKS	DISCUSSION	PHOTO
023-075	Structural Steel Framing and Steel Joist installation in progress. Ensure structural steel framing is installed per specification section 051200 Part 3 Execution. Ensure steel Joist Framing is installed per specification section 052100 Part 3 Execution.		
	SPACE: 003 - EAST ELEVATION	SUBJECT: 6/5/24 at 11:42 AM	
	CATEGORY: Structural Steel Framing / Steel Joint Framing	REFERENCE: 051200 / 052100	

Site Visit - Construction Observation


DATE: 6/5/2024
 VISIT NAME: Construction Progress Site Visit
 REPORT NO: 023


ITEM	REMARKS	DISCUSSION	PHOTO
023-076	Structural Steel Framing and Steel Joist stored on site. Provide delivery, storage and handling per specification section 051200 1.8.		
	SPACE:	007 - SITE - EAST	SUBJECT: 6/5/24 at 11:43 AM
	CATEGORY:	Structural Steel Framing / Steel Joint Framing	REFERENCE: 051200 / 052100

ITEM	REMARKS	DISCUSSION	PHOTO
023-077	Unit masonry installation in progress. Structural Steel Framing stored on site. Provide delivery, storage and handling per specification section 051200 1.8.		
	SPACE:	101 - RECEPTION / GREETING AREA	SUBJECT: 6/5/24 at 11:46 AM
	CATEGORY:	Unit Masonry / Structural Steel Framing	REFERENCE: 042000 / 051200

Site Visit - Construction Observation


DATE: 6/5/2024
 VISIT NAME: Construction Progress Site Visit
 REPORT NO: 023


ITEM	REMARKS	DISCUSSION	PHOTO
023-078	Unit masonry installation in progress. Steel joist framing and steel decking installation in progress. Ensure steel decking is installed per specification section 053100 3.4 Ensure Non-composite Form Deck is installed per specification section 053100 3.4 A.		
	SPACE:	103 - CIRCULATION	SUBJECT: 6/5/24 at 11:46 AM
	CATEGORY:	Unit Masonry / Steel Joist Framing / Steel Decking	REFERENCE: 042000 / 052100 / 053100

ITEM	REMARKS	DISCUSSION	PHOTO
023-079	Unit Masonry installation in progress. Ensure masonry opening has been coordinated with Aluminum Storefront Framing. Verify rough opening dimensions.		
	SPACE:	101 - RECEPTION / GREETING AREA	SUBJECT: 6/5/24 at 11:46 AM
	CATEGORY:	Unit Masonry	REFERENCE: 042000

Site Visit - Construction Observation


DATE: 6/5/2024
 VISIT NAME: Construction Progress Site Visit
 REPORT NO: 023

ITEM	REMARKS	DISCUSSION	PHOTO
023-080	Unit masonry installation in progress.		
	SPACE:	102 - STAIR A	SUBJECT: 6/5/24 at 11:47 AM
	CATEGORY:	Unit Masonry	REFERENCE: 042000

ITEM	REMARKS	DISCUSSION	PHOTO
023-081	Unit masonry and structural steel framing installation in progress.		
	SPACE:	101 - RECEPTION / GREETING AREA	SUBJECT: 6/5/24 at 11:47 AM
	CATEGORY:	Unit Masonry / Structural Steel Framing	REFERENCE: 042000 / 051200


Site Visit - Construction Observation

DATE: 6/5/2024
 VISIT NAME: Construction Progress Site Visit
 REPORT NO: 023

ITEM	REMARKS	DISCUSSION	PHOTO
023-082	<p>Steel joist framing and steel decking installation in progress.</p> <p>Ensure steel decking is installed per specification section 053100 3.4</p> <p>Ensure Non-composite Form Deck is installed per specification section 053100 3.4 A.</p> <p>Ductwork installation in progress.</p> <p>Verify ductwork coordination with ceiling height and other above ceiling trades.</p> <p>Ceiling height can not be lowered in this area.</p>		
	<p>SPACE: 172 - CIRCULATION</p> <p>CATEGORY: Steel Joint Framing / Steel Decking / Ductwork</p>	<p>SUBJECT: 6/5/24 at 11:47 AM</p> <p>REFERENCE: 052100 / 053100 / 233113</p>	


Site Visit - Construction Observation

DATE: 6/5/2024
 VISIT NAME: Construction Progress Site Visit
 REPORT NO: 023

ITEM	REMARKS	DISCUSSION	PHOTO
023-083	<p>Steel joist framing and steel decking installation in progress.</p> <p>Ensure steel decking is installed per specification section 053100 3.4</p> <p>Ensure Non-composite Form Deck is installed per specification section 053100 3.4 A.</p> <p>Ductwork installation in progress.</p> <p>Verify ductwork coordination with ceiling height and other above ceiling trades.</p> <p>Ceiling height can not be lowered in this area.</p>		
	<p>SPACE: 180 - TECHNICIAN 6</p> <p>CATEGORY: Steel Joint Framing / Steel Decking / Ductwork</p>	<p>SUBJECT: 6/5/24 at 11:48 AM</p> <p>REFERENCE: 052100 / 053100 / 233113</p>	


Site Visit - Construction Observation

DATE: 6/5/2024
 VISIT NAME: Construction Progress Site Visit
 REPORT NO: 023

ITEM	REMARKS	DISCUSSION	PHOTO	
023-084	<p>Steel joist framing and steel decking installation in progress.</p> <p>Ensure steel decking is installed per specification section 053100 3.4</p> <p>Ensure Non-composite Form Deck is installed per specification section 053100 3.4 A.</p> <p>Ductwork installation in progress.</p> <p>Verify ductwork coordination with ceiling height and other above ceiling trades.</p> <p>Ceiling height can not be lowered in this area.</p>			
SPACE:		180 - TECHNICIAN 6	SUBJECT:	6/5/24 at 11:48 AM
CATEGORY:		Steel Joint Framing / Steel Decking / Ductwork	REFERENCE:	052100 / 053100 / 233113


Site Visit - Construction Observation

DATE: 6/5/2024
 VISIT NAME: Construction
 Progress Site Visit
 REPORT NO: 023

ITEM	REMARKS	DISCUSSION	PHOTO
023-085	Structural Steel Framing and Steel Joist installation in progress. Ensure structural steel framing is installed per specification section 051200 Part 3 Execution. Ensure steel Joist Framing is installed per specification section 052100 Part 3 Execution. Provide repairs per specification section 051200 3.5 and 052100 3.3.		
	SPACE:	172 - CIRCULATION	SUBJECT: 6/5/24 at 11:49 AM
	CATEGORY:	Structural Steel Framing / Steel Joint Framing	REFERENCE: 051200 / 052100


Site Visit - Construction Observation

DATE: 6/5/2024
VISIT NAME: Construction
Progress Site Visit
REPORT NO: 023

ITEM	REMARKS		DISCUSSION		PHOTO
023-086	Structural Steel Framing and Steel Joist installation in progress. Ensure structural steel framing is installed per specification section 051200 Part 3 Execution. Ensure steel Joist Framing is installed per specification section 052100 Part 3 Execution. Provide repairs per specification section 051200 3.5 and 052100 3.3.				
	SPACE:	171 - CONFERENCE ROOM	SUBJECT:	6/5/24 at 11:49 AM	
	CATEGORY:	Structural Steel Framing / Steel Joint Framing	REFERENCE:	051200 / 052100	


Site Visit - Construction Observation

DATE: 6/5/2024
 VISIT NAME: Construction Progress Site Visit
 REPORT NO: 023

ITEM	REMARKS	DISCUSSION	PHOTO
023-087	<p>Steel joist framing and steel decking installation in progress.</p> <p>Ensure steel decking is installed per specification section 053100 3.4</p> <p>Ensure Non-composite Form Deck is installed per specification section 053100 3.4 A.</p> <p>Ductwork installation in progress.</p> <p>Verify ductwork coordination with ceiling height and other above ceiling trades.</p> <p>Ceiling height can not be lowered in this area.</p>		
	<p>SPACE: 162 - CIRCULATION</p> <p>CATEGORY: Steel Joint Framing / Steel Decking / Ductwork</p>	<p>SUBJECT: 6/5/24 at 11:52 AM</p> <p>REFERENCE: 052100 / 053100 / 233113</p>	


Site Visit - Construction Observation


DATE: 6/5/2024
 VISIT NAME: Construction Progress Site Visit
 REPORT NO: 023

ITEM	REMARKS	DISCUSSION	PHOTO
023-088	<p>Steel joist framing and steel decking installation in progress.</p> <p>Ensure steel decking is installed per specification section 053100 3.4</p> <p>Ensure Non-composite Form Deck is installed per specification section 053100 3.4 A.</p> <p>Ductwork installation in progress.</p> <p>Verify ductwork coordination with ceiling height and other above ceiling trades.</p> <p>Ceiling height can not be lowered in this area.</p>		
	<p>SPACE: 162 - CIRCULATION</p> <p>CATEGORY: Structural Steel Framing / Steel Joint Framing</p>	<p>SUBJECT: 6/5/24 at 11:53 AM</p> <p>REFERENCE: 051200 / 052100</p>	

Site Visit - Construction Observation


DATE: 6/5/2024
 VISIT NAME: Construction Progress Site Visit
 REPORT NO: 023


ITEM	REMARKS	DISCUSSION	PHOTO	
023-089	<p>Steel joist framing and steel decking installation in progress.</p> <p>Ensure steel decking is installed per specification section 053100 3.4</p> <p>Ensure Non-composite Form Deck is installed per specification section 053100 3.4 A.</p> <p>Ductwork installation in progress.</p> <p>Verify ductwork coordination with ceiling height and other above ceiling trades.</p> <p>Ceiling height can not be lowered in this area.</p>			
SPACE:		169 - BREAK ROOM	SUBJECT:	6/5/24 at 11:53 AM
CATEGORY:		Steel Joint Framing / Steel Decking / Ductwork	REFERENCE:	052100 / 053100 / 233113


ITEM	REMARKS		DISCUSSION		PHOTO
023-090	Unit masonry and structural steel framing installation in progress.				
	SPACE:	183 - WAREHOUSE	SUBJECT:	6/5/24 at 11:53 AM	
	CATEGORY:	Unit Masonry / Structural Steel Framing	REFERENCE:	033000 / 042000 / 052100	

Site Visit - Construction Observation

DATE: 6/5/2024
 VISIT NAME: Construction Progress Site Visit
 REPORT NO: 023


ITEM	REMARKS	DISCUSSION	PHOTO
023-091	Concrete , Unit masonry and structural steel framing installation in progress.		
	SPACE:	183 - WAREHOUSE	SUBJECT: 6/5/24 at 11:54 AM
	CATEGORY:	Concrete / Unit Masonry / Structural Steel Framing	REFERENCE: 033000 / 042000 / 052100

ITEM	REMARKS	DISCUSSION	PHOTO
023-092	Unit masonry installation in progress.		
	SPACE:	183 - WAREHOUSE	SUBJECT: 6/5/24 at 11:54 AM
	CATEGORY:	Unit Masonry	REFERENCE: 042000

ITEM	REMARKS	DISCUSSION	PHOTO
023-093	Unit masonry installation in progress.		
	SPACE:	183 - WAREHOUSE	SUBJECT: 6/5/24 at 11:54 AM
	CATEGORY:	Unit Masonry	REFERENCE: 042000


Site Visit - Construction Observation


DATE: 6/5/2024
 VISIT NAME: Construction Progress Site Visit
 REPORT NO: 023

ITEM	REMARKS	DISCUSSION		PHOTO
023-094	<p>Structural Steel Framing and Steel Joist installation in progress. Ensure structural steel framing is installed per specification section 051200 Part 3 Execution. Ensure steel Joist Framing is installed per specification section 052100 Part 3 Execution. Provide repairs per specification section 051200 3.5 and 052100 3.3. Masonry installation in progress.</p>			
	SPACE:	173 - BUG ROOM 2	SUBJECT:	6/5/24 at 11:55 AM
	CATEGORY:	Unit Masonry	REFERENCE:	042000

Site Visit - Construction Observation


DATE: 6/5/2024
 VISIT NAME: Construction Progress Site Visit
 REPORT NO: 023


ITEM	REMARKS	DISCUSSION	PHOTO
023-095	Unit masonry installation in progress. Steel joist framing and steel decking installation in progress. Ensure steel decking is installed per specification section 053100 3.4 Ensure Non-composite Form Deck is installed per specification section 053100 3.4 A.		
	SPACE:	108 - CIRCULATION	SUBJECT: 6/5/24 at 11:56 AM
	CATEGORY:	Steel Joint Framing / Steel Decking	REFERENCE: 052100 / 053100

ITEM	REMARKS	DISCUSSION	PHOTO
023-096	Unit masonry and plumbing installation in progress.		
	SPACE:	125 - MALE LOCKER ROOM	SUBJECT: 6/5/24 at 12:06 PM
	CATEGORY:	Unit Masonry / Plumbing Piping and Valves	REFERENCE: 042000 / 221000

Site Visit - Construction Observation


DATE: 6/5/2024
VISIT NAME: Construction
Progress Site Visit
REPORT NO: 023


ITEM	REMARKS	DISCUSSION	PHOTO
023-097	Unit masonry and plumbing installation in progress.		
	SPACE:	122 - FEMALE LOCKER ROOM	SUBJECT: 6/5/24 at 12:07 PM
	CATEGORY:	Unit Masonry / Plumbing Piping and Valves	REFERENCE: 042000 / 221000

ITEM	REMARKS	DISCUSSION	PHOTO
023-098	Unit masonry and hollow metal frame installation in progress.		
	SPACE:	108 - CIRCULATION	SUBJECT: 6/5/24 at 12:07 PM
	CATEGORY:	Unit Masonry / Hollow Metal Door and Frames	REFERENCE: 042000 / 081113

Site Visit - Construction Observation


DATE: 6/5/2024
 VISIT NAME: Construction Progress Site Visit
 REPORT NO: 023

ITEM	REMARKS	DISCUSSION	PHOTO
023-099	Structural Steel Framing and Steel Joist installation in progress. Ensure structural steel framing is installed per specification section 051200 Part 3 Execution. Ensure steel Joist Framing is installed per specification section 052100 Part 3 Execution. Provide repairs per specification section 051200 3.5 and 052100 3.3.		
	SPACE: 158 - TRAINING ROOM	SUBJECT: 6/5/24 at 12:07 PM	
	CATEGORY: Unit Masonry / Plumbing Piping and Valves	REFERENCE: 042000 / 221000	

ITEM	REMARKS	DISCUSSION	PHOTO
023-100	Unit masonry and hollow metal door fame installation in progress.		
	SPACE: 158 - TRAINING ROOM	SUBJECT: 6/5/24 at 12:07 PM	
	CATEGORY: Unit Masonry / Hollow Metal Door and Frames	REFERENCE: 042000 / 081113	


Site Visit - Construction Observation


DATE: 6/5/2024
 VISIT NAME: Construction Progress Site Visit
 REPORT NO: 023

ITEM	REMARKS		DISCUSSION		PHOTO
023-101	<p>Steel joist framing and steel decking installation in progress.</p> <p>Ensure steel decking is installed per specification section 053100 3.4</p> <p>Ensure Non-composite Form Deck is installed per specification section 053100 3.4 A.</p> <p>Ductwork installation in progress.</p> <p>Verify ductwork coordination with ceiling height and other above ceiling trades.</p>				
	SPACE:	159 - PLAN AND O+M ROOM	SUBJECT:	6/5/24 at 12:08 PM	
	CATEGORY:	Steel Joint Framing / Steel Decking / Ductwork	REFERENCE:	052100 / 053100 / 233113	

Site Visit - Construction Observation


DATE: 6/5/2024
 VISIT NAME: Construction Progress Site Visit
 REPORT NO: 023


ITEM	REMARKS	DISCUSSION	PHOTO
023-102	Steel joist framing and steel decking installation in progress. Ensure steel decking is installed per specification section 053100 3.4 Ensure Non-composite Form Deck is installed per specification section 053100 3.4 A.		
	SPACE:	160 - RECORDS AND PLAN ARCHIVE	SUBJECT: 6/5/24 at 12:08 PM
	CATEGORY:	Steel Joint Framing / Steel Decking	REFERENCE: 052100 / 053100


ITEM	REMARKS	DISCUSSION	PHOTO
023-103	Steel joist framing and steel decking installation in progress. Ensure steel decking is installed per specification section 053100 3.4 Ensure Non-composite Form Deck is installed per specification section 053100 3.4 A.		
	SPACE:	160 - RECORDS AND PLAN ARCHIVE	SUBJECT: 6/5/24 at 12:08 PM
	CATEGORY:	Steel Joint Framing / Steel Decking	REFERENCE: 052100 / 053100

Site Visit - Construction Observation

DATE: 6/5/2024
 VISIT NAME: Construction Progress Site Visit
 REPORT NO: 023


ITEM	REMARKS	DISCUSSION	PHOTO
023-104	Unit masonry installation in progress.		
	SPACE: 157 - WORK SPACE CARPENTRY	SUBJECT: 6/5/24 at 12:09 PM	
	CATEGORY: Unit Masonry	REFERENCE: 042000	


ITEM	REMARKS	DISCUSSION	PHOTO
023-105	Unit masonry installation in progress.		
	SPACE: 154 - WORK SPACE PLUMBING	SUBJECT: 6/5/24 at 12:09 PM	
	CATEGORY: Unit Masonry	REFERENCE: 042000	


ITEM	REMARKS	DISCUSSION	PHOTO
023-106	Concrete and unit masonry installation in progress.		
	SPACE: 157 - WORK SPACE CARPENTRY	SUBJECT: 6/5/24 at 12:10 PM	
	CATEGORY: Concrete / Unit Masonry	REFERENCE: 033000 / 042000	

Site Visit - Construction Observation

DATE: 6/5/2024
 VISIT NAME: Construction Progress Site Visit
 REPORT NO: 023


ITEM	REMARKS	DISCUSSION	PHOTO
023-107	Concrete floor slab and unit masonry installation in progress.		
	SPACE:	226 - MEZZANINE	SUBJECT: 6/5/24 at 12:11 PM
	CATEGORY:	Concrete / Unit Masonry	REFERENCE: 033000 / 042000


ITEM	REMARKS	DISCUSSION	PHOTO
023-108	Concrete floor slab and unit masonry installation in progress.		
	SPACE:	226 - MEZZANINE	SUBJECT: 6/5/24 at 12:11 PM
	CATEGORY:	Concrete / Unit Masonry	REFERENCE: 033000 / 042000


ITEM	REMARKS	DISCUSSION	PHOTO
023-109	Concrete floor slab and unit masonry installation in progress.		
	SPACE:	226 - MEZZANINE	SUBJECT: 6/5/24 at 12:11 PM
	CATEGORY:	Concrete / Unit Masonry	REFERENCE: 033000 / 042000

Site Visit - Construction Observation

DATE: 6/5/2024
VISIT NAME: Construction
Progress Site Visit
REPORT NO: 023


ITEM	REMARKS	DISCUSSION	PHOTO
023-110	Concrete floor slab and unit masonry installation in progress.		
	SPACE:	229 - MAINTENANCE STORAGE	SUBJECT: 6/5/24 at 12:12 PM
	CATEGORY:	Concrete / Unit Masonry	REFERENCE: 033000 / 042000


ITEM	REMARKS	DISCUSSION	PHOTO
023-111	Concrete floor slab and unit masonry installation in progress.		
	SPACE:	226 - MEZZANINE	SUBJECT: 6/5/24 at 12:12 PM
	CATEGORY:	Concrete / Unit Masonry	REFERENCE: 033000 / 042000

ITEM	REMARKS	DISCUSSION	PHOTO
023-112	Concrete floor slab and unit masonry installation in progress.		
	SPACE:	226 - MEZZANINE	SUBJECT: 6/5/24 at 12:13 PM
	CATEGORY:	Concrete / Unit Masonry	REFERENCE: 033000 / 042000

Site Visit - Construction Observation


DATE: 6/5/2024
VISIT NAME: Construction
Progress Site Visit
REPORT NO: 023


ITEM	REMARKS		DISCUSSION		PHOTO
023-113	Concrete floor slab and unit masonry installation in progress.				
	SPACE:	229 - MAINTENANCE STORAGE	SUBJECT:	6/5/24 at 12:13 PM	
	CATEGORY:	Concrete / Unit Masonry	REFERENCE:	033000 / 042000	


ITEM	REMARKS		DISCUSSION		PHOTO
023-114	Concrete floor slab and unit masonry installation in progress.				
	SPACE:	229 - MAINTENANCE STORAGE	SUBJECT:	6/5/24 at 12:14 PM	
	CATEGORY:	Concrete / Unit Masonry	REFERENCE:	033000 / 042000	

Site Visit - Construction Observation

DATE: 6/5/2024
 VISIT NAME: Construction Progress Site Visit
 REPORT NO: 023


ITEM	REMARKS	DISCUSSION	PHOTO
023-115	Concrete floor slab and structural steel framing installation in progress.		
	SPACE:	229 - MAINTENANCE STORAGE	SUBJECT: 6/5/24 at 12:15 PM
	CATEGORY:	Concrete / Structural Steel Framing	REFERENCE: 033000 / 051200


ITEM	REMARKS	DISCUSSION	PHOTO
023-116	Concrete floor slab and structural steel framing installation in progress.		
	SPACE:	229 - MAINTENANCE STORAGE	SUBJECT: 6/5/24 at 12:15 PM
	CATEGORY:	Concrete / Structural Steel Framing	REFERENCE: 033000 / 051200

ITEM	REMARKS	DISCUSSION	PHOTO
023-117	Concrete floor slab and unit masonry installation in progress.		
	SPACE:	229 - MAINTENANCE STORAGE	SUBJECT: 6/5/24 at 12:15 PM
	CATEGORY:	Concrete / Structural Steel Framing	REFERENCE: 033000 / 051200

Site Visit - Construction Observation


DATE: 6/5/2024
VISIT NAME: Construction
Progress Site Visit
REPORT NO: 023


ITEM	REMARKS	DISCUSSION	PHOTO
023-118	Concrete floor slab and structural steel installation in progress.		
	SPACE:	229 - MAINTENANCE STORAGE	SUBJECT: 6/5/24 at 12:15 PM
	CATEGORY:	Concrete / Structural Steel Framing	REFERENCE: 033000 / 051200


ITEM	REMARKS	DISCUSSION	PHOTO
023-119	Concrete floor slab and structural steel installation in progress.		
	SPACE:	229 - MAINTENANCE STORAGE	SUBJECT: 6/5/24 at 12:16 PM
	CATEGORY:	Concrete / Structural Steel Framing	REFERENCE: 033000 / 051200

Site Visit - Construction Observation

DATE: 6/5/2024
 VISIT NAME: Construction Progress Site Visit
 REPORT NO: 023


ITEM	REMARKS	DISCUSSION	PHOTO
023-120	Unit masonry installation in progress.		
	SPACE:	226 - MEZZANINE	SUBJECT: 6/5/24 at 12:16 PM
	CATEGORY:	Unit Masonry	REFERENCE: 042000


ITEM	REMARKS	DISCUSSION	PHOTO
023-121	Concrete floor slab and unit masonry installation in progress.		
	SPACE:	203 - CIRCULATION	SUBJECT: 6/5/24 at 12:17 PM
	CATEGORY:	Concrete / Unit Masonry	REFERENCE: 033000 / 042000

ITEM	REMARKS	DISCUSSION	PHOTO
023-122	Concrete floor slab and unit masonry installation in progress.		
	SPACE:	225 - MECHANICAL / ELECTRICAL ROOM	SUBJECT: 6/5/24 at 12:18 PM
	CATEGORY:	Concrete / Unit Masonry	REFERENCE: 033000 / 042000

Site Visit - Construction Observation


DATE: 6/5/2024
 VISIT NAME: Construction Progress Site Visit
 REPORT NO: 023


ITEM	REMARKS	DISCUSSION	PHOTO
023-123	Concrete floor slab and unit masonry installation in progress.		
	SPACE:	225 - MECHANICAL / ELECTRICAL ROOM	SUBJECT: 6/5/24 at 12:18 PM
	CATEGORY:	Unit Masonry	REFERENCE: 042000

ITEM	REMARKS	DISCUSSION	PHOTO
023-124	Unit masonry installation in progress. Mixture of bull nose block and regular block at window jamb.		
	SPACE:	225 - MECHANICAL / ELECTRICAL ROOM	SUBJECT: 6/5/24 at 12:19 PM
	CATEGORY:	Unit Masonry	REFERENCE: 042000

Site Visit - Construction Observation


DATE: 6/5/2024
VISIT NAME: Construction
Progress Site Visit
REPORT NO: 023


ITEM	REMARKS	DISCUSSION	PHOTO
023-125	Concrete floor slab and unit masonry installation in progress. Fill joist seat pocket with concrete grout.		
	SPACE:	225 - MECHANICAL / ELECTRICAL ROOM	SUBJECT: 6/5/24 at 12:20 PM
	CATEGORY:	Concrete / Unit Masonry	REFERENCE: 033000 / 042000

ITEM	REMARKS	DISCUSSION	PHOTO
023-126	Concrete floor slab and unit masonry installation in progress. Fill joist seat pocket with concrete grout.		
	SPACE:	201 - CIRCULATION	SUBJECT: 6/5/24 at 12:20 PM
	CATEGORY:	Concrete / Unit Masonry	REFERENCE: 033000 / 042000

Site Visit - Construction Observation


DATE: 6/5/2024
 VISIT NAME: Construction Progress Site Visit
 REPORT NO: 023


ITEM	REMARKS	DISCUSSION	PHOTO
023-127	Concrete floor slab and unit masonry installation in progress. Hollow metal door frame installation in progress.		
	SPACE:	203 - CIRCULATION	SUBJECT: 6/5/24 at 12:21 PM
	CATEGORY:	Unit Masonry / Hollow Metal Door and Frames	REFERENCE: 042000 / 081113

ITEM	REMARKS	DISCUSSION	PHOTO
023-128	Concrete floor slab and unit masonry installation in progress. Fill joist seat pocket with concrete grout.		
	SPACE:	201 - CIRCULATION	SUBJECT: 6/5/24 at 12:21 PM
	CATEGORY:	Concrete / Unit Masonry	REFERENCE: 033000 / 042000

Site Visit - Construction Observation


DATE: 6/5/2024
 VISIT NAME: Construction Progress Site Visit
 REPORT NO: 023


ITEM	REMARKS	DISCUSSION	PHOTO
023-129	Structural Steel Framing and Steel Joist installation in progress. Ensure structural steel framing is installed per specification section 051200 Part 3 Execution. Ensure steel Joist Framing is installed per specification section 052100 Part 3 Execution.		
	SPACE:	201 - CIRCULATION	SUBJECT: 6/5/24 at 12:23 PM
	CATEGORY:	Structural Steel Framing / Steel Joint Framing	REFERENCE: 051200 / 052100

ITEM	REMARKS	DISCUSSION	PHOTO
023-130	Concrete floor slab and unit masonry installation in progress. Coordinate CMU opening with aluminum storefront framing. Verify head and sill height.		
	SPACE:	204 - KITCHEN	SUBJECT: 6/5/24 at 12:24 PM
	CATEGORY:	Concrete / Unit Masonry	REFERENCE: 033000 / 042000

Site Visit - Construction Observation


DATE: 6/5/2024
 VISIT NAME: Construction Progress Site Visit
 REPORT NO: 023


ITEM	REMARKS	DISCUSSION	PHOTO
023-131	Concrete floor slab and unit masonry installation in progress.		
	SPACE:	204 - KITCHEN	SUBJECT: 6/5/24 at 12:25 PM
	CATEGORY:	Concrete / Unit Masonry	REFERENCE: 033000 / 042000


ITEM	REMARKS	DISCUSSION	PHOTO
023-132	Concrete floor slab and unit masonry installation in progress.		
	SPACE:	205 - LARGE TRAINING ROOM	SUBJECT: 6/5/24 at 12:25 PM
	CATEGORY:	Concrete / Unit Masonry	REFERENCE: 033000 / 042000

Site Visit - Construction Observation

DATE: 6/5/2024
 VISIT NAME: Construction Progress Site Visit
 REPORT NO: 023


ITEM	REMARKS	DISCUSSION	PHOTO
023-133	Unit masonry installation in progress.		
	SPACE:	204 - KITCHEN	SUBJECT: 6/5/24 at 12:27 PM
	CATEGORY:	Unit Masonry	REFERENCE: 042000


ITEM	REMARKS	DISCUSSION	PHOTO
023-134	Concrete floor slab and unit masonry installation in progress. Fill joist seat pocket with concrete grout.		
	SPACE:	204 - KITCHEN	SUBJECT: 6/5/24 at 12:28 PM
	CATEGORY:	Concrete / Unit Masonry	REFERENCE: 033000 / 042000

ITEM	REMARKS	DISCUSSION	PHOTO
023-135	Concrete floor slab and unit masonry installation in progress. Fill joist seat pocket with concrete grout.		
	SPACE:	201 - CIRCULATION	SUBJECT: 6/5/24 at 12:28 PM
	CATEGORY:	Concrete / Unit Masonry	REFERENCE: 033000 / 042000

Site Visit - Construction Observation

DATE: 6/5/2024
 VISIT NAME: Construction Progress Site Visit
 REPORT NO: 023


ITEM	REMARKS	DISCUSSION	PHOTO
023-136	Concrete floor slab and unit masonry installation in progress.		
	SPACE:	201 - CIRCULATION	SUBJECT: 6/5/24 at 12:28 PM
	CATEGORY:	Concrete / Unit Masonry	REFERENCE: 033000 / 042000


ITEM	REMARKS	DISCUSSION	PHOTO
023-137	Concrete floor slab and unit masonry installation in progress. Fill joist seat pocket with concrete grout.		
	SPACE:	204 - KITCHEN	SUBJECT: 6/5/24 at 12:29 PM
	CATEGORY:	Concrete / Unit Masonry	REFERENCE: 033000 / 042000

ITEM	REMARKS	DISCUSSION	PHOTO
023-138	Concrete floor slab and unit masonry installation in progress.		
	SPACE:	204 - KITCHEN	SUBJECT: 6/5/24 at 12:29 PM
	CATEGORY:	Structural Steel Framing / Steel Joint Framing	REFERENCE: 051200 / 052100

Site Visit - Construction Observation


DATE: 6/5/2024
 VISIT NAME: Construction Progress Site Visit
 REPORT NO: 023


ITEM	REMARKS	DISCUSSION	PHOTO
023-139	Unit masonry installation in progress. Field verify rough opening dimensions with storefront framing.		
	SPACE:	201 - CIRCULATION	SUBJECT: 6/5/24 at 12:30 PM
	CATEGORY:	Unit Masonry	REFERENCE: 042000

ITEM	REMARKS	DISCUSSION	PHOTO
023-140	Unit masonry installation in progress. Field verify rough opening dimensions with storefront framing.		
	SPACE:	201 - CIRCULATION	SUBJECT: 6/5/24 at 12:30 PM
	CATEGORY:	Unit Masonry	REFERENCE: 042000

Site Visit - Construction Observation


DATE: 6/5/2024
VISIT NAME: Construction
Progress Site Visit
REPORT NO: 023


ITEM	REMARKS	DISCUSSION	PHOTO
023-141	Structural Steel Framing and Steel Joist installation in progress. Ensure structural steel framing is installed per specification section 051200 Part 3 Execution. Ensure steel Joist Framing is installed per specification section 052100 Part 3 Execution.		
	SPACE:	201 - CIRCULATION	SUBJECT: 6/5/24 at 12:30 PM
	CATEGORY:	Structural Steel Framing / Steel Joint Framing	REFERENCE: 051200 / 052100


ITEM	REMARKS	DISCUSSION	PHOTO
023-142	Concrete floor slab and unit masonry installation in progress. Fill joist seat pocket with concrete grout.		
	SPACE:	201 - CIRCULATION	SUBJECT: 6/5/24 at 12:31 PM
	CATEGORY:	Unit Masonry	REFERENCE: 042000

Site Visit - Construction Observation

DATE: 6/5/2024
 VISIT NAME: Construction Progress Site Visit
 REPORT NO: 023


ITEM	REMARKS	DISCUSSION	PHOTO
023-143	Unit masonry installation in progress. Field verify rough opening dimensions with storefront framing.		
	SPACE:	201 - CIRCULATION	SUBJECT: 6/5/24 at 12:31 PM
	CATEGORY:	Unit Masonry	REFERENCE: 042000


ITEM	REMARKS	DISCUSSION	PHOTO
023-144	Concrete floor slab and unit masonry installation in progress. Fill joist seat pocket with concrete grout. Concrete cap over fire rated stair and elevator shaft has been installed.		
	SPACE:	203 - CIRCULATION	SUBJECT: 6/5/24 at 12:32 PM
	CATEGORY:	Concrete / Unit Masonry	REFERENCE: 033000 / 042000


ITEM	REMARKS	DISCUSSION	PHOTO
023-145	Concrete floor slab and unit masonry installation in progress.		
	SPACE:	202 - CIRCULATION	SUBJECT: 6/5/24 at 12:32 PM
	CATEGORY:	Concrete / Unit Masonry	REFERENCE: 033000 / 042000

Site Visit - Construction Observation

DATE: 6/5/2024
 VISIT NAME: Construction Progress Site Visit
 REPORT NO: 023


ITEM	REMARKS	DISCUSSION	PHOTO
023-146	Concrete floor slab and unit masonry installation in progress.		
	SPACE:	201 - CIRCULATION	SUBJECT: 6/5/24 at 12:32 PM
	CATEGORY:	Concrete / Unit Masonry	REFERENCE: 033000 / 042000


ITEM	REMARKS	DISCUSSION	PHOTO
023-147	Unit masonry installation in progress. Field verify rough opening dimensions with storefront framing. Verify head and sill height at this window location.		
	SPACE:	223 - LARGE OPEN OFFICE 3	SUBJECT: 6/5/24 at 12:33 PM
	CATEGORY:	Concrete / Unit Masonry	REFERENCE: 033000 / 042000

ITEM	REMARKS	DISCUSSION	PHOTO
023-148	Unit masonry installation in progress. Coordinate masonry opening with hollow metal door frame and door.		
	SPACE:	202 - CIRCULATION	SUBJECT: 6/5/24 at 12:33 PM
	CATEGORY:	Concrete / Unit Masonry	REFERENCE: 033000 / 042000

Site Visit - Construction Observation


DATE: 6/5/2024
 VISIT NAME: Construction Progress Site Visit
 REPORT NO: 023


ITEM	REMARKS	DISCUSSION	PHOTO
023-149	Unit masonry installation in progress. Coordinate masonry opening with hollow metal door frame and door.		
	SPACE:	202 - CIRCULATION	SUBJECT: 6/5/24 at 12:34 PM
	CATEGORY:	Unit Masonry	REFERENCE: 042000


ITEM	REMARKS	DISCUSSION	PHOTO
023-150	Unit masonry installation in progress. Field verify rough opening dimensions with storefront framing.		
	SPACE:	225 - MECHANICAL / ELECTRICAL ROOM	SUBJECT: 6/5/24 at 12:36 PM
	CATEGORY:	Unit Masonry	REFERENCE: 042000

Site Visit - Construction Observation

DATE: 6/5/2024
 VISIT NAME: Construction Progress Site Visit
 REPORT NO: 023


ITEM	REMARKS	DISCUSSION	PHOTO
023-151	Unit Masonry stored on site. Provide Delivery, Storage and Handling per specification section 042000 1.8.		
	SPACE:	008 - SITE - WEST	SUBJECT: 6/5/24 at 12:39 PM
	CATEGORY:	Unit Masonry	REFERENCE: 042000


ITEM	REMARKS	DISCUSSION	PHOTO
023-152	Unit masonry installation in progress.		
	SPACE:	185 - OPERATIONS WAREHOUSE	SUBJECT: 6/5/24 at 12:39 PM
	CATEGORY:	Unit Masonry	REFERENCE: 042000


ITEM	REMARKS	DISCUSSION	PHOTO
023-153	Unit masonry installation in progress.		
	SPACE:	184 - COVERED LOADING DOCK	SUBJECT: 6/5/24 at 12:39 PM
	CATEGORY:	Unit Masonry	REFERENCE: 042000

Site Visit - Construction Observation

DATE: 6/5/2024
 VISIT NAME: Construction Progress Site Visit
 REPORT NO: 023


ITEM	REMARKS		DISCUSSION		PHOTO
023-154	Unit masonry installation in progress.				
	SPACE:	184 - COVERED LOADING DOCK	SUBJECT:	6/5/24 at 12:40 PM	
	CATEGORY:	Unit Masonry	REFERENCE:	042000	


ITEM	REMARKS		DISCUSSION		PHOTO
023-155	Unit masonry installation in progress.				
	SPACE:	184 - COVERED LOADING DOCK	SUBJECT:	6/5/24 at 12:40 PM	
	CATEGORY:	Unit Masonry	REFERENCE:	042000	


ITEM	REMARKS		DISCUSSION		PHOTO
023-156	Unit masonry installation in progress.				
	SPACE:	184 - COVERED LOADING DOCK	SUBJECT:	6/5/24 at 12:40 PM	
	CATEGORY:	Unit Masonry	REFERENCE:	042000	

Site Visit - Construction Observation

DATE: 6/5/2024
 VISIT NAME: Construction Progress Site Visit
 REPORT NO: 023


ITEM	REMARKS	DISCUSSION	PHOTO
023-157	Unit masonry / concrete installation in progress.		
	SPACE:	183 - WAREHOUSE	SUBJECT: 6/5/24 at 12:43 PM
	CATEGORY:	Concrete / Unit Masonry	REFERENCE: 033000 / 042000


ITEM	REMARKS	DISCUSSION	PHOTO
023-158	Pre-Cast Modular Block Retaining Wall installation is complete. Unit masonry installation is in progress.		
	SPACE:	006 - SITE - SOUTH	SUBJECT: 6/5/24 at 12:44 PM
	CATEGORY:	Pre-Cast Modular Block Retaining Wall / Unit Masonry	REFERENCE: 323223 / 042000

ITEM	REMARKS	DISCUSSION	PHOTO
023-159	Exterior Lighting, Site lighting pole mounted concrete base installation in progress.		
	SPACE:	006 - SITE - SOUTH	SUBJECT: 6/5/24 at 12:44 PM
	CATEGORY:	Exterior Lighting	REFERENCE: 265600

Site Visit - Construction Observation


DATE: 6/5/2024
VISIT NAME: Construction
Progress Site Visit
REPORT NO: 023


ITEM	REMARKS		DISCUSSION		PHOTO
023-160	Exterior Lighting, Site lighting pole mounted concrete base installation in progress.				
	SPACE:	006 - SITE - SOUTH	SUBJECT:	6/5/24 at 12:45 PM	
	CATEGORY:	Exterior Lighting	REFERENCE:	265600	


ITEM	REMARKS		DISCUSSION		PHOTO
023-161	Exterior Lighting, Site lighting pole mounted concrete base installation in progress.				
	SPACE:	006 - SITE - SOUTH	SUBJECT:	6/5/24 at 12:45 PM	
	CATEGORY:	Exterior Lighting	REFERENCE:	265600	

Site Visit - Construction Observation

DATE: 6/5/2024
 VISIT NAME: Construction Progress Site Visit
 REPORT NO: 023


ITEM	REMARKS	DISCUSSION	PHOTO
023-162	Exterior Lighting, Site lighting pole mounted concrete base installation in progress.		
	SPACE: 006 - SITE - SOUTH	SUBJECT: 6/5/24 at 12:46 PM	
	CATEGORY: Exterior Lighting	REFERENCE: 265600	


ITEM	REMARKS	DISCUSSION	PHOTO
023-163	Earthwork installation in progress. Properly dispose of construction debris and trash.		
	SPACE: 006 - SITE - SOUTH	SUBJECT: 6/5/24 at 12:46 PM	
	CATEGORY: Earthwork	REFERENCE: 312000	

ITEM	REMARKS	DISCUSSION	PHOTO
023-164	Maintain temporary construction fence. Keep job site secure at all times.		
	SPACE: 006 - SITE - SOUTH	SUBJECT: 6/5/24 at 12:46 PM	
	CATEGORY: Temporary Facilities / Earthwork	REFERENCE: 015000 / 312000	

Site Visit - Construction Observation


DATE: 6/5/2024
VISIT NAME: Construction
Progress Site Visit
REPORT NO: 023


ITEM	REMARKS	DISCUSSION	PHOTO
023-165	Sanitary sewer manholes, frames, and cover installation in progress.		
	SPACE:	006 - SITE - SOUTH	SUBJECT: 6/5/24 at 12:46 PM
	CATEGORY:	Sanitary Sewer Manholes, Frames, and Covers	REFERENCE: 333913


ITEM	REMARKS	DISCUSSION	PHOTO
023-166	Sanitary sewer manholes, frames, and cover installation in progress.		
	SPACE:	006 - SITE - SOUTH	SUBJECT: 6/5/24 at 12:47 PM
	CATEGORY:	Sanitary Sewer Manholes, Frames, and Covers	REFERENCE: 333913

Site Visit - Construction Observation

DATE: 6/5/2024
 VISIT NAME: Construction Progress Site Visit
 REPORT NO: 023


ITEM	REMARKS	DISCUSSION	PHOTO
023-167	Earthwork installation in progress.		
	SPACE:	006 - SITE - SOUTH	SUBJECT: 6/5/24 at 12:47 PM
	CATEGORY:	Earthwork	REFERENCE: 312000


ITEM	REMARKS	DISCUSSION	PHOTO
023-168	Exterior Lighting, Site lighting pole mounted concrete base installation in progress.		
	SPACE:	006 - SITE - SOUTH	SUBJECT: 6/5/24 at 12:48 PM
	CATEGORY:	Exterior Lighting	REFERENCE: 265600


ITEM	REMARKS	DISCUSSION	PHOTO
023-169	Unit masonry installation in progress.		
	SPACE:	008 - SITE - WEST	SUBJECT: 6/5/24 at 12:48 PM
	CATEGORY:	Unit Masonry	REFERENCE: 042000

Site Visit - Construction Observation

DATE: 6/5/2024
 VISIT NAME: Construction Progress Site Visit
 REPORT NO: 023


ITEM	REMARKS	DISCUSSION	PHOTO
023-170	Pre-Cast Modular Block Retaining Wall installation is complete.		
	SPACE:	006 - SITE - SOUTH	SUBJECT: 6/5/24 at 12:49 PM
	CATEGORY:	Pre-Cast Modular Block Retaining Wall	REFERENCE: 323223


ITEM	REMARKS	DISCUSSION	PHOTO
023-171	Exterior Lighting, Site lighting pole mounted concrete base installation in progress.		
	SPACE:	006 - SITE - SOUTH	SUBJECT: 6/5/24 at 12:50 PM
	CATEGORY:	Exterior Lighting	REFERENCE: 265600


ITEM	REMARKS	DISCUSSION	PHOTO
023-172	Earthwork installation in progress.		
	SPACE:	008 - SITE - WEST	SUBJECT: 6/5/24 at 12:50 PM
	CATEGORY:	Earthwork	REFERENCE: 312000

Site Visit - Construction Observation

DATE: 6/5/2024
 VISIT NAME: Construction Progress Site Visit
 REPORT NO: 023


ITEM	REMARKS	DISCUSSION	PHOTO
023-173	Concrete installation at the bus fueling station is in progress.		
	SPACE:	008 - SITE - WEST	SUBJECT: 6/5/24 at 12:50 PM
	CATEGORY:	Concrete	REFERENCE: 033000


ITEM	REMARKS	DISCUSSION	PHOTO
023-174	Concrete installation at the bus fueling station is in progress.		
	SPACE:	008 - SITE - WEST	SUBJECT: 6/5/24 at 12:50 PM
	CATEGORY:	Concrete	REFERENCE: 033000


ITEM	REMARKS	DISCUSSION	PHOTO
023-175	Concrete installation at the bus fueling station is in progress.		
	SPACE:	008 - SITE - WEST	SUBJECT: 6/5/24 at 12:51 PM
	CATEGORY:	Concrete	REFERENCE: 033000

Site Visit - Construction Observation

DATE: 6/5/2024
VISIT NAME: Construction
Progress Site Visit
REPORT NO: 023


ITEM	REMARKS	DISCUSSION	PHOTO
023-176	Exterior Lighting, Site lighting pole mounted concrete base installation in progress.		
	SPACE:	008 - SITE - WEST	SUBJECT: 6/5/24 at 12:52 PM
	CATEGORY:	Exterior Lighting	REFERENCE: 265600


ITEM	REMARKS	DISCUSSION	PHOTO
023-177	Concrete installation at the bus fueling station is in progress.		
	SPACE:	008 - SITE - WEST	SUBJECT: 6/5/24 at 12:52 PM
	CATEGORY:	Concrete	REFERENCE: 033000

ITEM	REMARKS	DISCUSSION	PHOTO
023-178	Concrete installation at the bus fueling station is in progress. Metal fabrication, steel bollard installation is in progress.		
	SPACE:	008 - SITE - WEST	SUBJECT: 6/5/24 at 12:52 PM
	CATEGORY:	Concrete / Metal Fabrications	REFERENCE: 033000 / 055000

Site Visit - Construction Observation


DATE: 6/5/2024
 VISIT NAME: Construction Progress Site Visit
 REPORT NO: 023


ITEM	REMARKS	DISCUSSION	PHOTO
023-179	Concrete installation at the bus fueling station is in progress. Metal fabrication, steel bollard installation is in progress.		
	SPACE:	008 - SITE - WEST	SUBJECT: 6/5/24 at 12:53 PM
	CATEGORY:	Concrete / Metal Fabrications	REFERENCE: 033000 / 055000


ITEM	REMARKS	DISCUSSION	PHOTO
023-180	Concrete installation at the bus fueling station is in progress. Metal fabrication, steel bollard installation is in progress.		
	SPACE:	008 - SITE - WEST	SUBJECT: 6/5/24 at 12:53 PM
	CATEGORY:	Concrete / Metal Fabrications	REFERENCE: 033000 / 055000

Site Visit - Construction Observation

DATE: 6/5/2024
VISIT NAME: Construction
Progress Site Visit
REPORT NO: 023


ITEM	REMARKS	DISCUSSION	PHOTO
023-181	Concrete installation at the fueling tanks is in progress. Remove and clean bird droppings from concrete. Droppings may discolor or damage the concrete slab.		
	SPACE:	008 - SITE - WEST	SUBJECT: 6/5/24 at 12:54 PM
	CATEGORY:	Concrete	REFERENCE: 033000


ITEM	REMARKS	DISCUSSION	PHOTO
023-182	Concrete installation at the bus fueling station is in progress. Metal fabrication, steel bollard installation is in progress.		
	SPACE:	008 - SITE - WEST	SUBJECT: 6/5/24 at 12:55 PM
	CATEGORY:	Concrete / Metal Fabrications	REFERENCE: 033000 / 055000


ITEM	REMARKS	DISCUSSION	PHOTO
023-183	Remove and clean bird droppings from concrete. Droppings may discolor or damage the concrete slab.		
	SPACE:	008 - SITE - WEST	SUBJECT: 6/5/24 at 12:55 PM
	CATEGORY:	Concrete / Metal Fabrications	REFERENCE: 033000 / 055000

Site Visit - Construction Observation

DATE: 6/5/2024
 VISIT NAME: Construction Progress Site Visit
 REPORT NO: 023


ITEM	REMARKS	DISCUSSION	PHOTO
023-184	Detention basin installation complete.		
	SPACE:	008 - SITE - WEST	SUBJECT: 6/5/24 at 12:55 PM
	CATEGORY:	Storm Sewage System	REFERENCE: 334113


ITEM	REMARKS	DISCUSSION	PHOTO
023-185	Storm sewage system head wall installation complete.		
	SPACE:	008 - SITE - WEST	SUBJECT: 6/5/24 at 12:55 PM
	CATEGORY:	Storm Sewage System	REFERENCE: 334113

ITEM	REMARKS	DISCUSSION	PHOTO
023-186	Pre-Cast Modular Block Retaining Wall at salt bin storage installation is complete.		
	SPACE:	008 - SITE - WEST	SUBJECT: 6/5/24 at 12:58 PM
	CATEGORY:	Pre-Cast Modular Block Retaining Wall	REFERENCE: 323223

Site Visit - Construction Observation


DATE: 6/5/2024
 VISIT NAME: Construction Progress Site Visit
 REPORT NO: 023


ITEM	REMARKS	DISCUSSION	PHOTO
023-187	Pre-Cast Modular Block Retaining Wall at salt bin storage installation is complete.		
	SPACE:	008 - SITE - WEST	SUBJECT: 6/5/24 at 12:59 PM
	CATEGORY:	Pre-Cast Modular Block Retaining Wall	REFERENCE: 323223

ITEM	REMARKS	DISCUSSION	PHOTO
023-188	Pre-Cast Modular Block Retaining Wall at salt bin storage installation is complete.		
	SPACE:	008 - SITE - WEST	SUBJECT: 6/5/24 at 12:59 PM
	CATEGORY:	Pre-Cast Modular Block Retaining Wall	REFERENCE: 323223

Site Visit - Construction Observation


DATE: 6/5/2024
 VISIT NAME: Construction Progress Site Visit
 REPORT NO: 023


ITEM	REMARKS	DISCUSSION	PHOTO
023-189	Pre-Cast Modular Block Retaining Wall at salt bin storage installation is complete.		
	SPACE:	008 - SITE - WEST	SUBJECT: 6/5/24 at 12:59 PM
	CATEGORY:	Pre-Cast Modular Block Retaining Wall	REFERENCE: 323223


ITEM	REMARKS	DISCUSSION	PHOTO
023-190	Pre-Cast Modular Block Retaining Wall at salt bin storage installation is complete.		
	SPACE:	008 - SITE - WEST	SUBJECT: 6/5/24 at 12:59 PM
	CATEGORY:	Pre-Cast Modular Block Retaining Wall	REFERENCE: 323223

Site Visit - Construction
Observation
6/5/2024
Construction
Progress Site Visit
023

DATE:
VISIT NAME:
REPORT NO:


ITEM	REMARKS	DISCUSSION	PHOTO
023-191	Pre-Cast Modular Block Retaining Wall at salt bin storage installation is complete.		
SPACE: 008 - SITE - WEST		SUBJECT: 6/5/24 at 1:00 PM	REFERENCE: 323223
CATEGORY: Pre-Cast Modular Block Retaining Wall			


ITEM	REMARKS	DISCUSSION	PHOTO
023-192	Pre-Cast Modular Block Retaining Wall at salt bin storage installation is complete.		
SPACE: 008 - SITE - WEST		SUBJECT: 6/5/24 at 1:00 PM	REFERENCE: 323223
CATEGORY: Pre-Cast Modular Block Retaining Wall			


ITEM	REMARKS	DISCUSSION	PHOTO
023-193	Detention basin installation complete.		
SPACE: 008 - SITE - WEST		SUBJECT: 6/5/24 at 1:00 PM	REFERENCE: 334113
CATEGORY: Storm Sewage System			

Site Visit - Construction Observation

DATE: 6/5/2024
 VISIT NAME: Construction Progress Site Visit
 REPORT NO: 023


ITEM	REMARKS	DISCUSSION	PHOTO
023-194	Detention basin installation complete.		
	SPACE:	008 - SITE - WEST	SUBJECT: 6/5/24 at 1:01 PM
	CATEGORY:	Storm Sewage System	REFERENCE: 334113


ITEM	REMARKS	DISCUSSION	PHOTO
023-195	Detention basin installation complete.		
	SPACE:	008 - SITE - WEST	SUBJECT: 6/5/24 at 1:02 PM
	CATEGORY:	Storm Sewage System	REFERENCE: 334113


ITEM	REMARKS	DISCUSSION	PHOTO
023-196	Unit masonry equipment stored on site.		
	SPACE:	005 - SITE - NORTH	SUBJECT: 6/5/24 at 1:03 PM
	CATEGORY:	Unit Masonry	REFERENCE: 042000

Site Visit - Construction Observation

DATE: 6/5/2024
 VISIT NAME: Construction Progress Site Visit
 REPORT NO: 023


ITEM	REMARKS	DISCUSSION	PHOTO
023-197	Earthwork installation in progress.		
	SPACE:	005 - SITE - NORTH	SUBJECT: 6/5/24 at 1:03 PM
	CATEGORY:	Earthwork	REFERENCE: 312000


ITEM	REMARKS	DISCUSSION	PHOTO
023-198	Unit Masonry stored on site. Provide Delivery, Storage and Handling per specification section 042000 1.8.		
	SPACE:	005 - SITE - NORTH	SUBJECT: 6/5/24 at 1:04 PM
	CATEGORY:	Unit Masonry	REFERENCE: 042000


ITEM	REMARKS	DISCUSSION	PHOTO
023-199	Unit Masonry stored on site. Provide Delivery, Storage and Handling per specification section 042000 1.8.		
	SPACE:	005 - SITE - NORTH	SUBJECT: 6/5/24 at 1:04 PM
	CATEGORY:	Unit Masonry	REFERENCE: 042000

Site Visit - Construction Observation

DATE: 6/5/2024
VISIT NAME: Construction
Progress Site Visit
REPORT NO: 023


ITEM	REMARKS	DISCUSSION	PHOTO
023-200	Unit Masonry stored on site. Provide Delivery, Storage and Handling per specification section 042000 1.8.		
	SPACE:	005 - SITE - NORTH	SUBJECT: 6/5/24 at 1:05 PM
	CATEGORY:	Unit Masonry	REFERENCE: 042000


ITEM	REMARKS	DISCUSSION	PHOTO
023-201	Earthwork installation in progress.		
	SPACE:	008 - SITE - WEST	SUBJECT: 6/5/24 at 1:05 PM
	CATEGORY:	Earthwork	REFERENCE: 312000

ITEM	REMARKS	DISCUSSION	PHOTO
023-202	Exterior Lighting, Site lighting pole mounted concrete base installation in progress.		
	SPACE:	005 - SITE - NORTH	SUBJECT: 6/5/24 at 1:05 PM
	CATEGORY:	Exterior Lighting	REFERENCE: 265600

Site Visit - Construction Observation


DATE: 6/5/2024
 VISIT NAME: Construction Progress Site Visit
 REPORT NO: 023


ITEM	REMARKS	DISCUSSION	PHOTO
023-203	Exterior Lighting, Site lighting pole mounted concrete base installation in progress.		
	SPACE:	005 - SITE - NORTH	SUBJECT: 6/5/24 at 1:05 PM
	CATEGORY:	Exterior Lighting	REFERENCE: 265600


ITEM	REMARKS	DISCUSSION	PHOTO
023-204	Exterior Lighting, Site lighting pole mounted concrete base installation in progress.		
	SPACE:	005 - SITE - NORTH	SUBJECT: 6/5/24 at 1:06 PM
	CATEGORY:	Exterior Lighting	REFERENCE: 265600

Site Visit - Construction Observation

DATE: 6/5/2024
 VISIT NAME: Construction Progress Site Visit
 REPORT NO: 023


ITEM	REMARKS	DISCUSSION	PHOTO
023-205	Structural Steel Framing and Steel Joist stored on site. Provide delivery, storage and handling per specification section 051200 1.8.		
	SPACE:	008 - SITE - WEST	SUBJECT: 6/5/24 at 1:06 PM
	CATEGORY:	Steel Joint Framing	REFERENCE: 052100


ITEM	REMARKS	DISCUSSION	PHOTO
023-206	Steel decking stored on site. Provide delivery storage and handling per specification section 053100 1.6.		
	SPACE:	008 - SITE - WEST	SUBJECT: 6/5/24 at 1:06 PM
	CATEGORY:	Steel Decking	REFERENCE: 053100


ITEM	REMARKS	DISCUSSION	PHOTO
023-207	Steel decking stored on site. Provide delivery storage and handling per specification section 053100 1.6.		
	SPACE:	008 - SITE - WEST	SUBJECT: 6/5/24 at 1:07 PM
	CATEGORY:	Steel Decking	REFERENCE: 053100

Site Visit - Construction Observation

DATE: 6/5/2024
 VISIT NAME: Construction Progress Site Visit
 REPORT NO: 023


ITEM	REMARKS	DISCUSSION	PHOTO
023-208	Steel decking stored on site. Provide delivery storage and handling per specification section 053100 1.6.		
	SPACE:	008 - SITE - WEST	SUBJECT: 6/5/24 at 1:07 PM
	CATEGORY:	Steel Decking	REFERENCE: 053100


ITEM	REMARKS	DISCUSSION	PHOTO
023-209	Steel decking stored on site. Provide delivery storage and handling per specification section 053100 1.6.		
	SPACE:	008 - SITE - WEST	SUBJECT: 6/5/24 at 1:08 PM
	CATEGORY:	Steel Decking	REFERENCE: 053100

ITEM	REMARKS	DISCUSSION	PHOTO
023-210	Structural Steel Framing and Steel Joist stored on site. Provide delivery, storage and handling per specification section 051200 1.8.		
	SPACE:	008 - SITE - WEST	SUBJECT: 6/5/24 at 1:09 PM
	CATEGORY:	Steel Joint Framing	REFERENCE: 052100

Site Visit - Construction Observation


DATE: 6/5/2024
VISIT NAME: Construction
Progress Site Visit
REPORT NO: 023


ITEM	REMARKS	DISCUSSION	PHOTO
023-211	Structural Steel Framing and Steel Joist stored on site. Provide delivery, storage and handling per specification section 051200 1.8.		
	SPACE:	008 - SITE - WEST	SUBJECT: 6/5/24 at 1:09 PM
	CATEGORY:	Steel Joint Framing	REFERENCE: 052100

ITEM	REMARKS	DISCUSSION	PHOTO
023-212	Structural Steel Framing and Steel Joist stored on site. Provide delivery, storage and handling per specification section 051200 1.8.		
	SPACE:	008 - SITE - WEST	SUBJECT: 6/5/24 at 1:09 PM
	CATEGORY:	Steel Joint Framing	REFERENCE: 052100

Site Visit - Construction Observation


DATE: 6/5/2024
 VISIT NAME: Construction Progress Site Visit
 REPORT NO: 023


ITEM	REMARKS	DISCUSSION	PHOTO
023-213	Structural Steel Framing and Steel Joist stored on site. Provide delivery, storage and handling per specification section 051200 1.8.		
	SPACE:	008 - SITE - WEST	SUBJECT: 6/5/24 at 1:10 PM
	CATEGORY:	Steel Joint Framing	REFERENCE: 052100


ITEM	REMARKS	DISCUSSION	PHOTO
023-214	Structural Steel Framing and Steel Joist stored on site. Provide delivery, storage and handling per specification section 051200 1.8. Remove dirt from joist prior to installation.		
	SPACE:	008 - SITE - WEST	SUBJECT: 6/5/24 at 1:11 PM
	CATEGORY:	Steel Joint Framing	REFERENCE: 052100

Site Visit - Construction Observation

DATE: 6/5/2024
 VISIT NAME: Construction Progress Site Visit
 REPORT NO: 023


ITEM	REMARKS	DISCUSSION	PHOTO
023-215	Structural Steel Framing and Steel Joist stored on site. Provide delivery, storage and handling per specification section 051200 1.8.		
	SPACE:	008 - SITE - WEST	SUBJECT: 6/5/24 at 1:11 PM
	CATEGORY:	Structural Steel Framing	REFERENCE: 051200


ITEM	REMARKS	DISCUSSION	PHOTO
023-216	Structural Steel Framing and Steel Joist stored on site. Provide delivery, storage and handling per specification section 051200 1.8.		
	SPACE:	008 - SITE - WEST	SUBJECT: 6/5/24 at 1:11 PM
	CATEGORY:	Structural Steel Framing	REFERENCE: 051200


ITEM	REMARKS	DISCUSSION	PHOTO
023-217	Structural Steel Framing and Steel Joist stored on site. Provide delivery, storage and handling per specification section 051200 1.8.		
	SPACE:	008 - SITE - WEST	SUBJECT: 6/5/24 at 1:12 PM
	CATEGORY:	Structural Steel Framing	REFERENCE: 051200

Site Visit - Construction Observation

DATE: 6/5/2024
 VISIT NAME: Construction Progress Site Visit
 REPORT NO: 023


ITEM	REMARKS	DISCUSSION	PHOTO
023-218	Structural Steel Framing and Steel Joist stored on site. Provide delivery, storage and handling per specification section 051200 1.8.		
	SPACE:	008 - SITE - WEST	SUBJECT: 6/5/24 at 1:12 PM
	CATEGORY:	Structural Steel Framing	REFERENCE: 051200


ITEM	REMARKS	DISCUSSION	PHOTO
023-219	Structural Steel Framing and Steel Joist stored on site. Provide delivery, storage and handling per specification section 051200 1.8.		
	SPACE:	008 - SITE - WEST	SUBJECT: 6/5/24 at 1:13 PM
	CATEGORY:	Structural Steel Framing	REFERENCE: 051200


ITEM	REMARKS	DISCUSSION	PHOTO
023-220	Structural Steel Framing and Steel Joist stored on site. Provide delivery, storage and handling per specification section 051200 1.8.		
	SPACE:	008 - SITE - WEST	SUBJECT: 6/5/24 at 1:13 PM
	CATEGORY:	Structural Steel Framing	REFERENCE: 051200

Site Visit - Construction Observation

DATE: 6/5/2024
 VISIT NAME: Construction Progress Site Visit
 REPORT NO: 023


ITEM	REMARKS	DISCUSSION	PHOTO
023-221	Structural Steel Framing and Steel Joist stored on site. Provide delivery, storage and handling per specification section 051200 1.8.		
	SPACE:	008 - SITE - WEST	SUBJECT: 6/5/24 at 1:13 PM
	CATEGORY:	Structural Steel Framing	REFERENCE: 051200


ITEM	REMARKS	DISCUSSION	PHOTO
023-222	Concrete installation at loading dock is complete.		
	SPACE:	008 - SITE - WEST	SUBJECT: 6/5/24 at 1:14 PM
	CATEGORY:	Concrete	REFERENCE: 033000


ITEM	REMARKS	DISCUSSION	PHOTO
023-223	Concrete installation at loading dock is complete.		
	SPACE:	008 - SITE - WEST	SUBJECT: 6/5/24 at 1:15 PM
	CATEGORY:	Concrete	REFERENCE: 033000

Site Visit - Construction Observation

DATE: 6/5/2024
 VISIT NAME: Construction Progress Site Visit
 REPORT NO: 023


ITEM	REMARKS	DISCUSSION	PHOTO
023-224	Concrete installation at loading dock is complete.		
	SPACE:	008 - SITE - WEST	SUBJECT: 6/5/24 at 1:15 PM
	CATEGORY:	Concrete	REFERENCE: 033000

ITEM	REMARKS	DISCUSSION	PHOTO
023-225	Unit masonry installation in progress.		
	SPACE:	004 - WEST ELEVATION	SUBJECT: 6/5/24 at 1:15 PM
	CATEGORY:	Unit Masonry	REFERENCE: 042000

ITEM	REMARKS	DISCUSSION	PHOTO
023-226	Unit masonry installation in progress.		
	SPACE:	004 - WEST ELEVATION	SUBJECT: 6/5/24 at 1:16 PM
	CATEGORY:	Unit Masonry	REFERENCE: 042000

Site Visit - Construction Observation

DATE: 6/5/2024
 VISIT NAME: Construction Progress Site Visit
 REPORT NO: 023

ITEM	REMARKS		DISCUSSION		PHOTO
023-227	Unit masonry installation in progress.				
	SPACE:	008 - SITE - WEST	SUBJECT:	6/5/24 at 1:17 PM	
	CATEGORY:	Unit Masonry	REFERENCE:	042000	

TO:

Carrie Hooten	Kenton County School District
Kevin Pfefferman	Kenton County School District
Matthew Rigg	Kenton County School District
Brian Vanover	Kenton County School District

COPIES:

Seth Mittle	GRW
David Vaught	GRW
Todd Cantrell	GRW
Mike McReynolds	GRW
Jon Sheppard	GRW
Jim Adams	Facility Commissioning Group
Adolph Zell	Morel Construction
Anthony Berkemeier	Morel Construction