

# Site Visit - Construction Observation

PROJECT: 5056-01 Trans District Sup Fac 5056-01      DATE: 5/8/2024

VISIT NAME: Construction Progress Site Visit      REPORT NO: 022

AUTHOR: David Vaught      STATUS: Final


VISIT DETAILS

WEATHER: Mostly Sunny.      START TIME: 12:30 PM  
 High in the upper 70's      END TIME: 2:00 PM

GENERAL COMMENTS: A construction progress site visit was conducted on May 8th, 2024  
 The following items were noted.


PARTICIPANT NAME	COMPANY	TITLE	EMAIL
David Vaught	GRW	Project Manager	DVaught@grwinc.com
Anthony Berkemeier	Morel Construction	Superintendent	aberkemeier@morelconstruction.net


OBSERVATIONS

ITEM	REMARKS	DISCUSSION	PHOTO
022-001	Steel joist framing stored on site. Ensure joist are properly stored per specification section 052100 1.7.		
	SPACE:	008 - SITE - WEST	SUBJECT: 5/8/24 at 1:10 PM
	CATEGORY:	Steel Joist Framing	REFERENCE: 052100

# Site Visit - Construction Observation


DATE: 5/8/2024  
 VISIT NAME: Construction  
 Progress Site Visit  
 REPORT NO: 022


ITEM	REMARKS	DISCUSSION	PHOTO
022-002	Steel joist framing stored on site. Ensure joist are properly stored per specification section 052100 1.7.		
	SPACE:	008 - SITE - WEST	SUBJECT: 5/8/24 at 1:11 PM
	CATEGORY:	Steel Joist Framing	REFERENCE: 052100

ITEM	REMARKS	DISCUSSION	PHOTO
022-003	Steel joist framing stored on site. Ensure joist are properly stored per specification section 052100 1.7.		
	SPACE:	008 - SITE - WEST	SUBJECT: 5/8/24 at 1:11 PM
	CATEGORY:	Steel Joist Framing	REFERENCE: 052100

# Site Visit - Construction Observation


DATE: 5/8/2024  
 VISIT NAME: Construction  
 Progress Site Visit  
 REPORT NO: 022


ITEM	REMARKS	DISCUSSION	PHOTO	
022-004	<p>Steel joist framing installation in progress. Provide touch up painting per specification section 052100 3.3 B if/as required.</p> <p>Steel decking installation in progress. Ensure steel decking has been installed per specification section 053100 3.3.</p>			
	<p>SPACE: 143 - AUTOMATIC WASH BAY</p>	SUBJECT:		5/8/24 at 1:12 PM
	<p>CATEGORY: Steel Decking</p>	REFERENCE:		053100

ITEM	REMARKS	DISCUSSION	PHOTO	
022-005	<p>Steel joist framing installation in progress. Provide touch up painting per specification section 052100 3.3 B if/as required.</p> <p>Steel decking installation in progress. Ensure steel decking has been installed per specification section 053100 3.3.</p>			
	<p>SPACE: 143 - AUTOMATIC WASH BAY</p>	SUBJECT:		5/8/24 at 1:12 PM
	<p>CATEGORY: Steel Decking</p>	REFERENCE:		053100

## Site Visit - Construction Observation


DATE: 5/8/2024  
 VISIT NAME: Construction  
 Progress Site Visit  
 REPORT NO: 022


ITEM	REMARKS	DISCUSSION	PHOTO	
022-006	Hollow metal door frame installed. Provide cleaning and touch up per specification section 081113 3.3. if/as required.			
	SPACE:	143 - AUTOMATIC WASH BAY	SUBJECT:	5/8/24 at 1:13 PM
	CATEGORY:	Hollow Metal Doors and Frames	REFERENCE:	081113

ITEM	REMARKS	DISCUSSION	PHOTO	
022-007	Steel joist framing installation in progress. Provide touch up painting per specification section 052100 3.3 B if/as required.  Steel decking installation in progress. Ensure steel decking has been installed per specification section 053100 3.3.			
	SPACE:	142 - TIRE STORAGE	SUBJECT:	5/8/24 at 1:13 PM
	CATEGORY:	Steel Decking	REFERENCE:	053100

# Site Visit - Construction Observation


DATE: 5/8/2024  
 VISIT NAME: Construction  
 Progress Site Visit  
 REPORT NO: 022


ITEM	REMARKS	DISCUSSION	PHOTO
022-008			
	SPACE:	142 - TIRE STORAGE	SUBJECT: 5/8/24 at 1:14 PM
	CATEGORY:		REFERENCE:

ITEM	REMARKS	DISCUSSION	PHOTO
022-009	<p>Steel joist framing installation in progress. Provide touch up painting per specification section 052100 3.3 B if/as required.</p> <p>Steel decking installation in progress. Ensure steel decking has been installed per specification section 053100 3.3.</p>		
	SPACE:	142 - TIRE STORAGE	SUBJECT: 5/8/24 at 1:14 PM
	CATEGORY:	Steel Joist Framing / Steel Decking	REFERENCE: 052100 / 053100

# Site Visit - Construction Observation


DATE: 5/8/2024  
 VISIT NAME: Construction  
 Progress Site Visit  
 REPORT NO: 022


ITEM	REMARKS	DISCUSSION	PHOTO
022-010	Steel joist framing installation in progress. Provide touch up painting per specification section 052100 3.3 B if/as required.		
	Steel decking installation in progress. Ensure steel decking has been installed per specification section 053100 3.3.		
	SPACE: 142 - TIRE STORAGE		
CATEGORY: Steel Joist Framing / Steel Decking	REFERENCE: 052100 / 053100		

ITEM	REMARKS	DISCUSSION	PHOTO	
022-011	Storm piping installation in progress.			
	SPACE: 145 - CIRCULATION			SUBJECT: 5/8/24 at 1:15 PM
	CATEGORY: Sanitary and Storm Piping Specialties			REFERENCE: 221319

# Site Visit - Construction Observation


DATE: 5/8/2024  
 VISIT NAME: Construction  
 Progress Site Visit  
 REPORT NO: 022


ITEM	REMARKS	DISCUSSION	PHOTO
022-012	Steel joist framing installation in progress. Provide touch up painting per specification section 052100 3.3 B if/as required.  Steel decking installation in progress. Ensure steel decking has been installed per specification section 053100 3.3.		
	SPACE:	145 - CIRCULATION	SUBJECT: 5/8/24 at 1:15 PM
	CATEGORY:	Steel Joist Framing / Steel Decking	REFERENCE: 052100 / 053100

ITEM	REMARKS	DISCUSSION	PHOTO
022-013	Steel joist framing installation in progress. Provide touch up painting per specification section 052100 3.3 B if/as required.  Steel decking installation in progress. Ensure steel decking has been installed per specification section 053100 3.3.		
	SPACE:	145 - CIRCULATION	SUBJECT: 5/8/24 at 1:15 PM
	CATEGORY:	Steel Joist Framing / Steel Decking	REFERENCE: 052100 / 053100

# Site Visit - Construction Observation

DATE: 5/8/2024  
 VISIT NAME: Construction  
 Progress Site Visit  
 REPORT NO: 022


ITEM	REMARKS	DISCUSSION	PHOTO		
022-014	<p>Steel joist framing installation in progress. Provide touch up painting per specification section 052100 3.3 B if/as required.</p> <p>Steel decking installation in progress. Ensure steel decking has been installed per specification section 053100 3.3.</p>				
	SPACE:	144 - STORAGE ROOM		SUBJECT:	5/8/24 at 1:15 PM
	CATEGORY:	Steel Joist Framing / Steel Decking		REFERENCE:	052100 / 053100


ITEM	REMARKS	DISCUSSION	PHOTO		
022-015					
	SPACE:	144 - STORAGE ROOM		SUBJECT:	5/8/24 at 1:16 PM
	CATEGORY:			REFERENCE:	



## Site Visit - Construction Observation


DATE: 5/8/2024  
 VISIT NAME: Construction  
 Progress Site Visit  
 REPORT NO: 022


ITEM	REMARKS	DISCUSSION	PHOTO	
022-016	Storm water piping clean out installation in progress. Properly seal / grout perimeter of clean out.			
	SPACE:	145 - CIRCULATION	SUBJECT:	5/8/24 at 1:16 PM
	CATEGORY:	Sanitary and Storm Piping Specialties	REFERENCE:	221319

ITEM	REMARKS	DISCUSSION	PHOTO	
022-017	Steel joist framing installation in progress. Provide touch up painting per specification section 052100 3.3 B if/as required.  Steel decking installation in progress. Ensure steel decking has been installed per specification section 053100 3.3.			
	SPACE:	146 - CIRCULATION	SUBJECT:	5/8/24 at 1:17 PM
	CATEGORY:	Steel Joist Framing / Steel Decking	REFERENCE:	052100 / 053100

## Site Visit - Construction Observation


DATE: 5/8/2024  
 VISIT NAME: Construction  
 Progress Site Visit  
 REPORT NO: 022


ITEM	REMARKS	DISCUSSION	PHOTO
022-018	<p>Steel joist framing installation in progress. Provide touch up painting per specification section 052100 3.3 B if/as required.</p> <p>Steel decking installation in progress. Ensure steel decking has been installed per specification section 053100 3.3.</p>		
	SPACE: 146 - CIRCULATION	SUBJECT: 5/8/24 at 1:17 PM	
	CATEGORY: Steel Joist Framing / Steel Decking	REFERENCE: 052100 / 053100	

ITEM	REMARKS	DISCUSSION	PHOTO
022-019	<p>Steel joist framing installation in progress. Provide touch up painting per specification section 052100 3.3 B if/as required.</p> <p>Steel decking installation in progress. Ensure steel decking has been installed per specification section 053100 3.3.</p>		
	SPACE: 147 - POL STORAGE ROOM	SUBJECT: 5/8/24 at 1:17 PM	
	CATEGORY: Steel Joist Framing / Steel Decking	REFERENCE: 052100 / 053100	

## Site Visit - Construction Observation


DATE: 5/8/2024  
 VISIT NAME: Construction  
 Progress Site Visit  
 REPORT NO: 022


ITEM	REMARKS	DISCUSSION	PHOTO		
022-020	<p>Steel joist framing installation in progress. Provide touch up painting per specification section 052100 3.3 B if/as required.</p> <p>Steel decking installation in progress. Ensure steel decking has been installed per specification section 053100 3.3.</p>				
	SPACE:	147 - POL STORAGE ROOM		SUBJECT:	5/8/24 at 1:18 PM
	CATEGORY:	Steel Joist Framing / Steel Decking		REFERENCE:	052100 / 053100

ITEM	REMARKS	DISCUSSION	PHOTO		
022-021	<p>Structural steel framing stored on site. Ensure structural steel framing is properly stored per specification section 051200 1.8. Repair damaged structural steel framing per specification section 051200 3.5 if/as required.</p>				
	SPACE:	139 - INSPECTION BAY 2		SUBJECT:	5/8/24 at 1:19 PM
	CATEGORY:	Structural Steel Framing		REFERENCE:	051200

## Site Visit - Construction Observation


DATE: 5/8/2024  
 VISIT NAME: Construction  
 Progress Site Visit  
 REPORT NO: 022


ITEM	REMARKS	DISCUSSION	PHOTO	
022-022	Structural steel framing stored on site. Ensure structural steel framing is properly stored per specification section 051200 1.8. Repair damaged structural steel framing per specification section 051200 3.5 if/as required.			
	SPACE:	137 - MAINTENANCE BAY 6	SUBJECT:	5/8/24 at 1:19 PM
	CATEGORY:	Structural Steel Framing	REFERENCE:	051200

ITEM	REMARKS	DISCUSSION	PHOTO	
022-023	Structural steel framing stored on site. Ensure structural steel framing is properly stored per specification section 051200 1.8. Repair damaged structural steel framing per specification section 051200 3.5 if/as required.			
	SPACE:	131 - CIRCULATION	SUBJECT:	5/8/24 at 1:19 PM
	CATEGORY:	Structural Steel Framing	REFERENCE:	051200

## Site Visit - Construction Observation


DATE: 5/8/2024  
 VISIT NAME: Construction  
 Progress Site Visit  
 REPORT NO: 022


ITEM	REMARKS	DISCUSSION	PHOTO
022-024	Structural steel framing stored on site. Ensure structural steel framing is properly stored per specification section 051200 1.8. Repair damaged structural steel framing per specification section 051200 3.5 if/as required.		
	SPACE: 131 - CIRCULATION	SUBJECT: 5/8/24 at 1:20 PM	
	CATEGORY: Structural Steel Framing	REFERENCE: 051200	

ITEM	REMARKS	DISCUSSION	PHOTO
022-025	Structural steel framing stored on site. Ensure structural steel framing is properly stored per specification section 051200 1.8. Repair damaged structural steel framing per specification section 051200 3.5 if/as required.		
	SPACE: 136 - MAINTENANCE BAY 5	SUBJECT: 5/8/24 at 1:20 PM	
	CATEGORY: Structural Steel Framing	REFERENCE: 051200	

## Site Visit - Construction Observation


DATE: 5/8/2024  
 VISIT NAME: Construction  
 Progress Site Visit  
 REPORT NO: 022


ITEM	REMARKS	DISCUSSION	PHOTO
022-026	Structural steel framing stored on site. Ensure structural steel framing is properly stored per specification section 051200 1.8. Repair damaged structural steel framing per specification section 051200 3.5 if/as required.		
	SPACE:	138 - INSPECTION BAY 1	SUBJECT: 5/8/24 at 1:20 PM
	CATEGORY:	Structural Steel Framing	REFERENCE: 051200

ITEM	REMARKS	DISCUSSION	PHOTO
022-027	Structural steel framing stored on site. Ensure structural steel framing is properly stored per specification section 051200 1.8. Repair damaged structural steel framing per specification section 051200 3.5 if/as required.		
	SPACE:	136 - MAINTENANCE BAY 5	SUBJECT: 5/8/24 at 1:20 PM
	CATEGORY:	Structural Steel Framing	REFERENCE: 051200

## Site Visit - Construction Observation


DATE: 5/8/2024  
 VISIT NAME: Construction  
 Progress Site Visit  
 REPORT NO: 022


ITEM	REMARKS	DISCUSSION	PHOTO
022-028	Structural steel framing stored on site. Ensure structural steel framing is properly stored per specification section 051200 1.8. Repair damaged structural steel framing per specification section 051200 3.5 if/as required.		
	SPACE:	138 - INSPECTION BAY 1	SUBJECT: 5/8/24 at 1:21 PM
	CATEGORY:	Structural Steel Framing	REFERENCE: 051200

ITEM	REMARKS	DISCUSSION	PHOTO
022-029	Structural steel framing stored on site. Ensure structural steel framing is properly stored per specification section 051200 1.8. Repair damaged structural steel framing per specification section 051200 3.5 if/as required.		
	SPACE:	136 - MAINTENANCE BAY 5	SUBJECT: 5/8/24 at 1:21 PM
	CATEGORY:	Structural Steel Framing	REFERENCE: 051200

## Site Visit - Construction Observation

DATE: 5/8/2024  
 VISIT NAME: Construction  
 Progress Site Visit  
 REPORT NO: 022


ITEM	REMARKS	DISCUSSION	PHOTO
022-030	Structural steel framing stored on site. Ensure structural steel framing is properly stored per specification section 051200 1.8. Repair damaged structural steel framing per specification section 051200 3.5 if/as required.		
	SPACE:	136 - MAINTENANCE BAY 5	SUBJECT: 5/8/24 at 1:21 PM
	CATEGORY:	Structural Steel Framing	REFERENCE: 051200

ITEM	REMARKS	DISCUSSION	PHOTO
022-031	Structural steel framing stored on site. Ensure structural steel framing is properly stored per specification section 051200 1.8. Repair damaged structural steel framing per specification section 051200 3.5 if/as required.		
	SPACE:	136 - MAINTENANCE BAY 5	SUBJECT: 5/8/24 at 1:21 PM
	CATEGORY:	Steel Joist Framing	REFERENCE: 052100




## Site Visit - Construction Observation

DATE: 5/8/2024  
 VISIT NAME: Construction  
 Progress Site Visit  
 REPORT NO: 022

ITEM	REMARKS	DISCUSSION		PHOTO
022-032	<p>Masonry installation in progress.            Ensure masonry stored per specification section 042000 1.8.            Provide field conditions per specification section 042000 1.9.            Provide repairing, pointing, and cleaning per specification section 042000 3.14 if/as needed.            Ensure unit masonry tolerances are provided per specification section 042000 3.3</p>			
SPACE:		134 - MAINTENANCE BAY 3	SUBJECT:	5/8/24 at 1:22 PM
CATEGORY:		Unit Masonry	REFERENCE:	042000


## Site Visit - Construction Observation

DATE: 5/8/2024  
 VISIT NAME: Construction  
 Progress Site Visit  
 REPORT NO: 022

ITEM	REMARKS	DISCUSSION	PHOTO	
022-033	<p>Masonry installation in progress.            Ensure masonry stored per specification section 042000 1.8.            Provide field conditions per specification section 042000 1.9.            Provide repairing, pointing, and cleaning per specification section 042000 3.14 if/as needed.            Ensure unit masonry tolerances are provided per specification section 042000 3.3</p>			
	SPACE:	132 - MAINTENANCE BAY 1	SUBJECT:	5/8/24 at 1:23 PM
	CATEGORY:	Unit Masonry	REFERENCE:	042000


## Site Visit - Construction Observation

DATE: 5/8/2024  
 VISIT NAME: Construction  
 Progress Site Visit  
 REPORT NO: 022

ITEM	REMARKS	DISCUSSION	PHOTO
022-034	<p>Masonry installation in progress.            Ensure masonry stored per specification section 042000 1.8.            Provide field conditions per specification section 042000 1.9.            Provide repairing, pointing, and cleaning per specification section 042000 3.14 if/as needed.            Ensure unit masonry tolerances are provided per specification section 042000 3.3</p>		
	SPACE:	132 - MAINTENANCE BAY 1	SUBJECT: 5/8/24 at 1:23 PM
	CATEGORY:	Unit Masonry	REFERENCE: 042000


# Site Visit - Construction Observation

DATE: 5/8/2024  
 VISIT NAME: Construction  
 Progress Site Visit  
 REPORT NO: 022

ITEM	REMARKS	DISCUSSION	PHOTO
022-035	<p>Masonry installation in progress.            Provide field conditions per specification section 042000 1.9.            Provide repairing, pointing, and cleaning per specification section 042000 3.14 if/as needed.            Ensure unit masonry tolerances are provided per specification section 042000 3.3</p>		
	SPACE:	132 - MAINTENANCE BAY 1	SUBJECT: 5/8/24 at 1:23 PM
	CATEGORY:	Unit Masonry	REFERENCE: 042000


## Site Visit - Construction Observation

DATE: 5/8/2024  
 VISIT NAME: Construction  
 Progress Site Visit  
 REPORT NO: 022

ITEM	REMARKS	DISCUSSION	PHOTO								
022-036	<p>Masonry installation in progress.            Provide field conditions per specification section 042000 1.9.            Provide repairing, pointing, and cleaning per specification section 042000 3.14 if/as needed.            Keep cavities clean of mortar droppings and other materials during constructions per specification section 042000 3.6 B.            Ensure unit masonry tolerances are provided per specification section 042000 3.3</p>										
	<table border="1" style="width: 100%; border-collapse: collapse;"> <tr> <td style="width: 25%;">SPACE:</td> <td style="width: 30%;">132 - MAINTENANCE BAY 1</td> <td style="width: 25%;">SUBJECT:</td> <td style="width: 20%;">5/8/24 at 1:24 PM</td> </tr> <tr> <td>CATEGORY:</td> <td>Unit Masonry</td> <td>REFERENCE:</td> <td>042000</td> </tr> </table>	SPACE:	132 - MAINTENANCE BAY 1	SUBJECT:	5/8/24 at 1:24 PM	CATEGORY:	Unit Masonry	REFERENCE:	042000		
SPACE:	132 - MAINTENANCE BAY 1	SUBJECT:	5/8/24 at 1:24 PM								
CATEGORY:	Unit Masonry	REFERENCE:	042000								


## Site Visit - Construction Observation

DATE: 5/8/2024  
 VISIT NAME: Construction  
 Progress Site Visit  
 REPORT NO: 022

ITEM	REMARKS	DISCUSSION	PHOTO	
022-037	<p>Masonry installation in progress.            Provide field conditions per specification section 042000 1.9.            Provide repairing, pointing, and cleaning per specification section 042000 3.14 if/as needed.            Keep cavities clean of mortar droppings and other materials during constructions per specification section 042000 3.6 B.            Ensure unit masonry tolerances are provided per specification section 042000 3.3</p>			
	SPACE:	132 - MAINTENANCE BAY 1	SUBJECT:	5/8/24 at 1:24 PM
	CATEGORY:	Unit Masonry	REFERENCE:	042000


## Site Visit - Construction Observation

DATE: 5/8/2024  
 VISIT NAME: Construction  
 Progress Site Visit  
 REPORT NO: 022

ITEM	REMARKS	DISCUSSION	PHOTO								
022-038	<p>Masonry installation in progress.            Provide field conditions per specification section 042000 1.9.            Provide repairing, pointing, and cleaning per specification section 042000 3.14 if/as needed.            Keep cavities clean of mortar droppings and other materials during constructions per specification section 042000 3.6 B.            Ensure unit masonry tolerances are provided per specification section 042000 3.3</p>										
	<table border="1" style="width: 100%; border-collapse: collapse;"> <tr> <td style="width: 25%;">SPACE:</td> <td style="width: 30%;">132 - MAINTENANCE BAY 1</td> <td style="width: 25%;">SUBJECT:</td> <td style="width: 20%;">5/8/24 at 1:25 PM</td> </tr> <tr> <td>CATEGORY:</td> <td>Unit Masonry</td> <td>REFERENCE:</td> <td>042000</td> </tr> </table>	SPACE:	132 - MAINTENANCE BAY 1	SUBJECT:	5/8/24 at 1:25 PM	CATEGORY:	Unit Masonry	REFERENCE:	042000		
SPACE:	132 - MAINTENANCE BAY 1	SUBJECT:	5/8/24 at 1:25 PM								
CATEGORY:	Unit Masonry	REFERENCE:	042000								

# Site Visit - Construction Observation


DATE: 5/8/2024  
 VISIT NAME: Construction  
 Progress Site Visit  
 REPORT NO: 022

ITEM	REMARKS	DISCUSSION	PHOTO								
022-039	<p>Masonry installation in progress.            Provide field conditions per specification section 042000 1.9.            Provide repairing, pointing, and cleaning per specification section 042000 3.14 if/as needed.            Keep cavities clean of mortar droppings and other materials during constructions per specification section 042000 3.6 B.            Ensure unit masonry tolerances are provided per specification section 042000 3.3</p>										
	<table border="1" style="width: 100%; border-collapse: collapse;"> <tr> <td style="width: 25%;">SPACE:</td> <td style="width: 30%;">132 - MAINTENANCE BAY 1</td> <td style="width: 25%;">SUBJECT:</td> <td style="width: 20%;">5/8/24 at 1:26 PM</td> </tr> <tr> <td>CATEGORY:</td> <td>Unit Masonry</td> <td>REFERENCE:</td> <td>042000</td> </tr> </table>	SPACE:	132 - MAINTENANCE BAY 1	SUBJECT:	5/8/24 at 1:26 PM	CATEGORY:	Unit Masonry	REFERENCE:	042000		
SPACE:	132 - MAINTENANCE BAY 1	SUBJECT:	5/8/24 at 1:26 PM								
CATEGORY:	Unit Masonry	REFERENCE:	042000								




# Site Visit - Construction Observation

DATE: 5/8/2024  
 VISIT NAME: Construction  
 Progress Site Visit  
 REPORT NO: 022

ITEM	REMARKS	DISCUSSION	PHOTO
022-040	<p>Masonry installation in progress.            Provide field conditions per specification section 042000 1.9.            Provide repairing, pointing, and cleaning per specification section 042000 3.14 if/as needed.            Keep cavities clean of mortar droppings and other materials during constructions per specification section 042000 3.6 B.            Ensure unit masonry tolerances are provided per specification section 042000 3.3</p>		
	SPACE:	131 - CIRCULATION	SUBJECT: 5/8/24 at 1:26 PM
	CATEGORY:	Unit Masonry	REFERENCE: 042000


# Site Visit - Construction Observation

DATE: 5/8/2024  
 VISIT NAME: Construction  
 Progress Site Visit  
 REPORT NO: 022

ITEM	REMARKS	DISCUSSION		PHOTO
022-041	<p>Masonry installation in progress.            Provide field conditions per specification section 042000 1.9.            Provide repairing, pointing, and cleaning per specification section 042000 3.14 if/as needed.            Keep cavities clean of mortar droppings and other materials during constructions per specification section 042000 3.6 B.            Ensure unit masonry tolerances are provided per specification section 042000 3.3</p>			
SPACE:		132 - MAINTENANCE BAY 1	SUBJECT:	5/8/24 at 1:26 PM
CATEGORY:		Unit Masonry	REFERENCE:	042000


## Site Visit - Construction Observation

DATE: 5/8/2024  
 VISIT NAME: Construction  
 Progress Site Visit  
 REPORT NO: 022

ITEM	REMARKS	DISCUSSION		PHOTO
022-042	<p>Masonry installation in progress.            Provide field conditions per specification section 042000 1.9.            Provide repairing, pointing, and cleaning per specification section 042000 3.14 if/as needed.            Keep cavities clean of mortar droppings and other materials during constructions per specification section 042000 3.6 B.            Ensure unit masonry tolerances are provided per specification section 042000 3.3</p>			
SPACE:		133 - MAINTENANCE BAY 2	SUBJECT:	5/8/24 at 1:27 PM
CATEGORY:		Unit Masonry	REFERENCE:	042000


# Site Visit - Construction Observation

DATE: 5/8/2024  
 VISIT NAME: Construction  
 Progress Site Visit  
 REPORT NO: 022

ITEM	REMARKS	DISCUSSION	PHOTO								
022-043	<p>Masonry installation in progress.            Provide field conditions per specification section 042000 1.9.            Provide repairing, pointing, and cleaning per specification section 042000 3.14 if/as needed.            Keep cavities clean of mortar droppings and other materials during constructions per specification section 042000 3.6 B.            Ensure unit masonry tolerances are provided per specification section 042000 3.3</p>										
	<table border="1" style="width: 100%; border-collapse: collapse;"> <tr> <td style="width: 25%;">SPACE:</td> <td style="width: 30%;">133 - MAINTENANCE BAY 2</td> <td style="width: 25%;">SUBJECT:</td> <td style="width: 20%;">5/8/24 at 1:27 PM</td> </tr> <tr> <td>CATEGORY:</td> <td>Unit Masonry</td> <td>REFERENCE:</td> <td>042000</td> </tr> </table>	SPACE:	133 - MAINTENANCE BAY 2	SUBJECT:	5/8/24 at 1:27 PM	CATEGORY:	Unit Masonry	REFERENCE:	042000		
SPACE:	133 - MAINTENANCE BAY 2	SUBJECT:	5/8/24 at 1:27 PM								
CATEGORY:	Unit Masonry	REFERENCE:	042000								


# Site Visit - Construction Observation

DATE: 5/8/2024  
 VISIT NAME: Construction  
 Progress Site Visit  
 REPORT NO: 022

ITEM	REMARKS	DISCUSSION	PHOTO	
022-044	<p>Masonry installation in progress.            Provide field conditions per specification section 042000 1.9.            Provide repairing, pointing, and cleaning per specification section 042000 3.14 if/as needed.            Keep cavities clean of mortar droppings and other materials during constructions per specification section 042000 3.6 B.            Ensure unit masonry tolerances are provided per specification section 042000 3.3</p>			
	SPACE:	133 - MAINTENANCE BAY 2	SUBJECT:	5/8/24 at 1:27 PM
	CATEGORY:	Unit Masonry	REFERENCE:	042000

## Site Visit - Construction Observation

DATE: 5/8/2024  
 VISIT NAME: Construction  
 Progress Site Visit  
 REPORT NO: 022

ITEM	REMARKS	DISCUSSION	PHOTO								
022-045	<p>Masonry installation in progress.            Provide field conditions per specification section 042000 1.9.            Provide repairing, pointing, and cleaning per specification section 042000 3.14 if/as needed.            Keep cavities clean of mortar droppings and other materials during constructions per specification section 042000 3.6 B.            Ensure unit masonry tolerances are provided per specification section 042000 3.3            Cavity wall insulation installation in progress.            Ensure all joints are properly sealed.</p>										
	<table border="1" style="width: 100%; border-collapse: collapse;"> <tr> <td style="width: 25%;">SPACE:</td> <td style="width: 45%;">101 - RECEPTION / GREETING AREA</td> <td style="width: 25%;">SUBJECT:</td> <td style="width: 5%;">5/8/24 at 1:28 PM</td> </tr> <tr> <td>CATEGORY:</td> <td>Unit Masonry</td> <td>REFERENCE:</td> <td>042000</td> </tr> </table>	SPACE:	101 - RECEPTION / GREETING AREA	SUBJECT:	5/8/24 at 1:28 PM	CATEGORY:	Unit Masonry	REFERENCE:	042000		
SPACE:	101 - RECEPTION / GREETING AREA	SUBJECT:	5/8/24 at 1:28 PM								
CATEGORY:	Unit Masonry	REFERENCE:	042000								


# Site Visit - Construction Observation


DATE: 5/8/2024  
 VISIT NAME: Construction  
 Progress Site Visit  
 REPORT NO: 022

ITEM	REMARKS	DISCUSSION	PHOTO
022-046	<p>Masonry installation in progress.            Provide field conditions per specification section 042000 1.9.            Provide repairing, pointing, and cleaning per specification section 042000 3.14 if/as needed.            Keep cavities clean of mortar droppings and other materials during constructions per specification section 042000 3.6 B.            Ensure unit masonry tolerances are provided per specification section 042000 3.3            Cavity wall insulation installation in progress.            Ensure all joints are properly sealed.</p>		
	SPACE:	101 - RECEPTION / GREETING AREA	SUBJECT: 5/8/24 at 1:28 PM
	CATEGORY:	Unit Masonry	REFERENCE: 042000

# Site Visit - Construction Observation

DATE: 5/8/2024  
 VISIT NAME: Construction  
 Progress Site Visit  
 REPORT NO: 022


ITEM	REMARKS	DISCUSSION	PHOTO	
022-047	<p>Masonry installation in progress.                      Provide field conditions per specification section 042000 1.9.                      Provide repairing, pointing, and cleaning per specification section 042000 3.14 if/as needed.                      Keep cavities clean of mortar droppings and other materials during constructions per specification section 042000 3.6 B.                      Ensure unit masonry tolerances are provided per specification section 042000 3.3</p>			
	SPACE:	133 - MAINTENANCE BAY 2	SUBJECT:	5/8/24 at 1:28 PM
	CATEGORY:	Unit Masonry	REFERENCE:	042000


ITEM	REMARKS	DISCUSSION	PHOTO	
022-048	<p>Damaged load bearing CMU block has been repaired.</p>			
	SPACE:	107 - CIRCULATION	SUBJECT:	5/8/24 at 1:29 PM
	CATEGORY:	Unit Masonry	REFERENCE:	042000



## Site Visit - Construction Observation


DATE: 5/8/2024  
 VISIT NAME: Construction  
 Progress Site Visit  
 REPORT NO: 022

ITEM	REMARKS	DISCUSSION	PHOTO	
022-049	Damaged load bearing CMU block has been repaired.			
	SPACE:	107 - CIRCULATION	SUBJECT:	5/8/24 at 1:30 PM
	CATEGORY:	Unit Masonry	REFERENCE:	042000

ITEM	REMARKS	DISCUSSION	PHOTO
022-050	Steel joist framing installation in progress. Provide touch up painting per specification section 052100 3.3 B if/as required.		
	Steel decking installation in progress. Ensure steel decking has been installed per specification section 053100 3.3.		
	SPACE:	103 - CIRCULATION	
CATEGORY:	Steel Joist Framing / Steel Decking	REFERENCE:	052100 / 053100


## Site Visit - Construction Observation

DATE: 5/8/2024  
 VISIT NAME: Construction  
 Progress Site Visit  
 REPORT NO: 022

ITEM	REMARKS	DISCUSSION		PHOTO
022-051	<p>Steel joist framing installation in progress. Provide touch up painting per specification section 052100 3.3 B if/as required.</p> <p>Steel decking installation in progress. Ensure steel decking has been installed per specification section 053100 3.3.</p>			
	SPACE:	109 - SHARED LOADING DOCK	SUBJECT:	5/8/24 at 1:31 PM
	CATEGORY:	Steel Joist Framing / Steel Decking	REFERENCE:	052100 / 053100


## Site Visit - Construction Observation

DATE: 5/8/2024  
 VISIT NAME: Construction  
 Progress Site Visit  
 REPORT NO: 022

ITEM	REMARKS	DISCUSSION	PHOTO
022-052	<p>Steel joist framing installation in progress. Provide touch up painting per specification section 052100 3.3 B if/as required.</p> <p>Steel decking installation in progress. Ensure steel decking has been installed per specification section 053100 3.3.</p> <p>Structural steel framing in progress. Provide touch up painting per specification section 051200 3.5 B.</p>		
SPACE:	109 - SHARED LOADING DOCK	SUBJECT:	5/8/24 at 1:31 PM
CATEGORY:	Steel Joist Framing / Steel Decking	REFERENCE:	052100 / 053100


# Site Visit - Construction Observation

DATE: 5/8/2024  
 VISIT NAME: Construction  
 Progress Site Visit  
 REPORT NO: 022

ITEM	REMARKS	DISCUSSION	PHOTO								
022-053	<p>Steel joist framing installation in progress. Provide touch up painting per specification section 052100 3.3 B if/as required.</p> <p>Steel decking installation in progress. Ensure steel decking has been installed per specification section 053100 3.3.</p>										
	<table border="1" style="width: 100%; border-collapse: collapse;"> <tr> <td style="width: 20%;">SPACE:</td> <td style="width: 35%;">117 - DRY FOOD STORAGE</td> <td style="width: 20%;">SUBJECT:</td> <td style="width: 25%;">5/8/24 at 1:31 PM</td> </tr> <tr> <td>CATEGORY:</td> <td>Steel Joist Framing / Steel Decking</td> <td>REFERENCE:</td> <td>052100 / 053100</td> </tr> </table>	SPACE:	117 - DRY FOOD STORAGE	SUBJECT:	5/8/24 at 1:31 PM	CATEGORY:	Steel Joist Framing / Steel Decking	REFERENCE:	052100 / 053100		
SPACE:	117 - DRY FOOD STORAGE	SUBJECT:	5/8/24 at 1:31 PM								
CATEGORY:	Steel Joist Framing / Steel Decking	REFERENCE:	052100 / 053100								


## Site Visit - Construction Observation


DATE: 5/8/2024  
 VISIT NAME: Construction  
 Progress Site Visit  
 REPORT NO: 022

ITEM	REMARKS	DISCUSSION	PHOTO
022-054	<p>Steel joist framing installation in progress. Provide touch up painting per specification section 052100 3.3 B if/as required.</p> <p>Steel decking installation in progress. Ensure steel decking has been installed per specification section 053100 3.3.</p>		
	SPACE:	117 - DRY FOOD STORAGE	SUBJECT: 5/8/24 at 1:32 PM
	CATEGORY:	Steel Joist Framing / Steel Decking	REFERENCE: 052100 / 053100

## Site Visit - Construction Observation


DATE: 5/8/2024  
 VISIT NAME: Construction  
 Progress Site Visit  
 REPORT NO: 022


ITEM	REMARKS	DISCUSSION	PHOTO
022-055	<p>Steel joist framing installation in progress. Provide touch up painting per specification section 052100 3.3 B if/as required.</p> <p>Steel decking installation in progress. Ensure steel decking has been installed per specification section 053100 3.3.</p>		
	<p>SPACE: 117 - DRY FOOD STORAGE</p>	SUBJECT:	5/8/24 at 1:32 PM
	<p>CATEGORY: Steel Joist Framing / Steel Decking</p>	REFERENCE:	052100 / 053100

ITEM	REMARKS	DISCUSSION	PHOTO
022-056	<p>Masonry installation in progress. Provide field conditions per specification section 042000 1.9. Provide repairing, pointing, and cleaning per specification section 042000 3.14 if/as needed. Ensure unit masonry tolerances are provided per specification section 042000 3.3</p>		
	<p>SPACE: 115 - VENDER RECEIVING AREA</p>	SUBJECT:	5/8/24 at 1:33 PM
	<p>CATEGORY: Unit Masonry</p>	REFERENCE:	042000

## Site Visit - Construction Observation


DATE: 5/8/2024  
 VISIT NAME: Construction  
 Progress Site Visit  
 REPORT NO: 022


ITEM	REMARKS	DISCUSSION	PHOTO
022-057	Masonry installation in progress. Provide field conditions per specification section 042000 1.9. Provide repairing, pointing, and cleaning per specification section 042000 3.14 if/as needed. Ensure unit masonry tolerances are provided per specification section 042000 3.3		
	SPACE: 115 - VENDER RECEIVING AREA	SUBJECT: 5/8/24 at 1:33 PM	
	CATEGORY: Unit Masonry	REFERENCE: 042000	

ITEM	REMARKS	DISCUSSION	PHOTO
022-058	Steel joist framing installation in progress. Provide touch up painting per specification section 052100 3.3 B if/as required.  Steel decking installation in progress. Ensure steel decking has been installed per specification section 053100 3.3.		
	SPACE: 115 - VENDER RECEIVING AREA	SUBJECT: 5/8/24 at 1:34 PM	
	CATEGORY: Steel Joist Framing / Steel Decking	REFERENCE: 052100 / 053100	

## Site Visit - Construction Observation

DATE: 5/8/2024  
 VISIT NAME: Construction  
 Progress Site Visit  
 REPORT NO: 022


ITEM	REMARKS	DISCUSSION	PHOTO
022-059	Concrete cap at stair b installation in progress.		
	SPACE:	111 - STAIR B	SUBJECT: 5/8/24 at 1:34 PM
	CATEGORY:	Cast in Place Concrete	REFERENCE: 033000


ITEM	REMARKS	DISCUSSION	PHOTO
022-060	Steel joist framing installation in progress. Provide touch up painting per specification section 052100 3.3 B if/as required.		
	Steel decking installation in progress. Ensure steel decking has been installed per specification section 053100 3.3.		
	SPACE:	110 - CIRCULATION	
CATEGORY:	Steel Joist Framing / Steel Decking	REFERENCE: 052100 / 053100	



# Site Visit - Construction Observation


DATE: 5/8/2024  
 VISIT NAME: Construction  
 Progress Site Visit  
 REPORT NO: 022


ITEM	REMARKS	DISCUSSION	PHOTO
022-061	Masonry installation in progress. Provide field conditions per specification section 042000 1.9. Provide repairing, pointing, and cleaning per specification section 042000 3.14 if/as needed. Ensure unit masonry tolerances are provided per specification section 042000 3.3		
	SPACE: 119 - DRIVERS BREAK ROOM	SUBJECT: 5/8/24 at 1:35 PM	
	CATEGORY: Unit Masonry	REFERENCE: 042000	

ITEM	REMARKS	DISCUSSION	PHOTO
022-062	Steel joist framing installation in progress. Provide touch up painting per specification section 052100 3.3 B if/as required.  Steel decking installation in progress. Ensure steel decking has been installed per specification section 053100 3.3.		
	SPACE: 119 - DRIVERS BREAK ROOM	SUBJECT: 5/8/24 at 1:35 PM	
	CATEGORY: Steel Joist Framing / Steel Decking	REFERENCE: 052100 / 053100	

# Site Visit - Construction Observation


DATE: 5/8/2024  
 VISIT NAME: Construction  
 Progress Site Visit  
 REPORT NO: 022


ITEM	REMARKS	DISCUSSION	PHOTO
022-063	Steel joist framing stored on site. Ensure joist are properly stored per specification section 052100 1.7.		
	SPACE:	008 - SITE - WEST	SUBJECT: 5/8/24 at 1:36 PM
	CATEGORY:	Steel Joist Framing	REFERENCE: 052100

ITEM	REMARKS	DISCUSSION	PHOTO
022-064	Cast in place concrete installation in progress. Cast in place sleeves have not been provided for guardrail. Provide mounting detail for surface mounted guardrail.		
	SPACE:	008 - SITE - WEST	SUBJECT: 5/8/24 at 1:36 PM
	CATEGORY:	Cast in Place Concrete	REFERENCE: 033000

## Site Visit - Construction Observation


DATE: 5/8/2024  
 VISIT NAME: Construction  
 Progress Site Visit  
 REPORT NO: 022


ITEM	REMARKS	DISCUSSION	PHOTO				
022-065	Cast in place concrete installation in progress. Cast in place sleeves have not been provided for guardrail. Provide mounting detail for surface mounted guardrail.						
				SPACE:	114 - SHARED LOADING DOCK	SUBJECT:	5/8/24 at 1:37 PM
				CATEGORY:	Cast in Place Concrete	REFERENCE:	033000

ITEM	REMARKS	DISCUSSION	PHOTO				
022-066	Cast in place concrete installation in progress. Cast in place sleeves have not been provided for guardrail. Provide mounting detail for surface mounted guardrail.						
				SPACE:	114 - SHARED LOADING DOCK	SUBJECT:	5/8/24 at 1:37 PM
				CATEGORY:	Cast in Place Concrete	REFERENCE:	033000

# Site Visit - Construction Observation


DATE: 5/8/2024  
 VISIT NAME: Construction  
 Progress Site Visit  
 REPORT NO: 022


ITEM	REMARKS	DISCUSSION	PHOTO
022-068	Cast in place concrete at concrete column installation in progress. Reinforcing bar at concrete column has been installed.		
	SPACE:	008 - SITE - WEST	SUBJECT: 5/8/24 at 1:38 PM
	CATEGORY:	Cast in Place Concrete	REFERENCE: 033000

ITEM	REMARKS	DISCUSSION	PHOTO
022-069	Steel joist framing installation in progress. Provide touch up painting per specification section 052100 3.3 B if/as required.  Steel decking installation in progress. Ensure steel decking has been installed per specification section 053100 3.3.		
	SPACE:	109 - SHARED LOADING DOCK	SUBJECT: 5/8/24 at 1:38 PM
	CATEGORY:	Steel Joist Framing / Steel Decking	REFERENCE: 052100 / 053100

## Site Visit - Construction Observation


DATE: 5/8/2024  
 VISIT NAME: Construction  
 Progress Site Visit  
 REPORT NO: 022


ITEM	REMARKS	DISCUSSION	PHOTO
022-070	Masonry installation in progress. Provide field conditions per specification section 042000 1.9. Provide repairing, pointing, and cleaning per specification section 042000 3.14 if/as needed. Ensure unit masonry tolerances are provided per specification section 042000 3.3		
	SPACE: 130 - MECHANIC BREAK ROOM	SUBJECT: 5/8/24 at 1:38 PM	
	CATEGORY: Unit Masonry	REFERENCE: 042000	

ITEM	REMARKS	DISCUSSION	PHOTO
022-071	Masonry installation in progress. Provide field conditions per specification section 042000 1.9. Provide repairing, pointing, and cleaning per specification section 042000 3.14 if/as needed. Ensure unit masonry tolerances are provided per specification section 042000 3.3		
	SPACE: 101 - RECEPTION / GREETING AREA	SUBJECT: 5/8/24 at 1:39 PM	
	CATEGORY: Unit Masonry	REFERENCE: 042000	

## Site Visit - Construction Observation


DATE: 5/8/2024  
 VISIT NAME: Construction  
 Progress Site Visit  
 REPORT NO: 022


ITEM	REMARKS	DISCUSSION	PHOTO
022-072	Structural steel framing stored on site. Ensure structural steel framing is properly stored per specification section 051200 1.8. Repair damaged structural steel framing per specification section 051200 3.5 if/as required.		
	SPACE:	101 - RECEPTION / GREETING AREA	SUBJECT: 5/8/24 at 1:39 PM
	CATEGORY:	Structural Steel Framing	REFERENCE: 051200

ITEM	REMARKS	DISCUSSION	PHOTO
022-073	Masonry installation in progress. Provide field conditions per specification section 042000 1.9. Provide repairing, pointing, and cleaning per specification section 042000 3.14 if/as needed. Ensure unit masonry tolerances are provided per specification section 042000 3.3		
	SPACE:	101 - RECEPTION / GREETING AREA	SUBJECT: 5/8/24 at 1:40 PM
	CATEGORY:	Unit Masonry	REFERENCE: 042000

# Site Visit - Construction Observation


DATE: 5/8/2024  
 VISIT NAME: Construction  
 Progress Site Visit  
 REPORT NO: 022

ITEM	REMARKS	DISCUSSION	PHOTO
022-074	Masonry installation in progress. Provide field conditions per specification section 042000 1.9. Provide repairing, pointing, and cleaning per specification section 042000 3.14 if/as needed. Ensure unit masonry tolerances are provided per specification section 042000 3.3		
	SPACE: 102 - STAIR A	SUBJECT: 5/8/24 at 1:40 PM	
	CATEGORY: Unit Masonry / Cast in Place Concrete	REFERENCE: 042000 / 033000	

ITEM	REMARKS	DISCUSSION	PHOTO
022-075	Masonry installation in progress. Provide field conditions per specification section 042000 1.9. Provide repairing, pointing, and cleaning per specification section 042000 3.14 if/as needed. Ensure unit masonry tolerances are provided per specification section 042000 3.3		
	SPACE: 102 - STAIR A	SUBJECT: 5/8/24 at 1:40 PM	
	CATEGORY: Unit Masonry	REFERENCE: 042000	

# Site Visit - Construction Observation


DATE: 5/8/2024  
 VISIT NAME: Construction  
 Progress Site Visit  
 REPORT NO: 022

ITEM	REMARKS	DISCUSSION	PHOTO
022-076	<p>Steel joist framing installation in progress. Provide touch up painting per specification section 052100 3.3 B if/as required.</p> <p>Steel decking installation in progress. Ensure steel decking has been installed per specification section 053100 3.4.</p> <p>Coordinate second floor balcony overhang dimensions with stair width. See approved metal pan stair shop drawing submittal and SI #008 for balcony overhang dimensions.</p>		
	SPACE:	101 - RECEPTION / GREETING AREA	SUBJECT: 5/8/24 at 1:41 PM
	CATEGORY:	Steel Joist Framing / Steel Decking	REFERENCE: 052100 / 053100




# Site Visit - Construction Observation

DATE: 5/8/2024  
 VISIT NAME: Construction  
 Progress Site Visit  
 REPORT NO: 022

ITEM	REMARKS	DISCUSSION	PHOTO	
022-077	<p>Masonry installation in progress.            Provide field conditions per specification section 042000 1.9.            Provide repairing, pointing, and cleaning per specification section 042000 3.14 if/as needed.            Ensure unit masonry tolerances are provided per specification section 042000 3.3            Concrete column installation in progress.            Repair damaged structural steel framing per specification section 051200 3.5 if/as required.</p>			
	SPACE:	102 - STAIR A	SUBJECT:	5/8/24 at 1:41 PM
	CATEGORY:	Unit Masonry / Cast in Place Concrete	REFERENCE:	042000 / 033000


## Site Visit - Construction Observation

DATE: 5/8/2024  
 VISIT NAME: Construction  
 Progress Site Visit  
 REPORT NO: 022

ITEM	REMARKS	DISCUSSION	PHOTO	
022-078	<p>Steel joist framing installation in progress. Provide touch up painting per specification section 052100 3.3 B if/as required.</p> <p>Steel decking installation in progress. Ensure steel decking has been installed per specification section 053100 3.3.</p> <p>Repair damaged structural steel framing per specification section 051200 3.5 if/as required.</p>			
	SPACE:	172 - CIRCULATION	SUBJECT:	5/8/24 at 1:41 PM
	CATEGORY:	Steel Joist Framing / Steel Decking	REFERENCE:	052100 / 053100


## Site Visit - Construction Observation

DATE: 5/8/2024  
 VISIT NAME: Construction  
 Progress Site Visit  
 REPORT NO: 022

ITEM	REMARKS	DISCUSSION	PHOTO
022-079	<p>Steel joist framing installation in progress. Provide touch up painting per specification section 052100 3.3 B if/as required.</p> <p>Steel decking installation in progress. Ensure steel decking has been installed per specification section 053100 3.4.</p> <p>Repair damaged structural steel framing per specification section 051200 3.5 if/as required.</p>		
SPACE:	172 - CIRCULATION	SUBJECT:	5/8/24 at 1:42 PM
CATEGORY:	Steel Joist Framing / Steel Decking	REFERENCE:	052100 / 053100


## Site Visit - Construction Observation

DATE: 5/8/2024  
 VISIT NAME: Construction  
 Progress Site Visit  
 REPORT NO: 022

ITEM	REMARKS	DISCUSSION	PHOTO	
022-080	<p>Steel joist framing installation in progress. Provide touch up painting per specification section 052100 3.3 B if/as required.</p> <p>Steel decking installation in progress. Ensure steel decking has been installed per specification section 053100 3.4.</p> <p>Repair damaged structural steel framing per specification section 051200 3.5 if/as required.</p>			
	SPACE:	172 - CIRCULATION	SUBJECT:	5/8/24 at 1:42 PM
	CATEGORY:	Steel Joist Framing / Steel Decking	REFERENCE:	052100 / 053100


# Site Visit - Construction Observation

DATE: 5/8/2024  
 VISIT NAME: Construction  
 Progress Site Visit  
 REPORT NO: 022

ITEM	REMARKS	DISCUSSION	PHOTO								
022-081	<p>Masonry installation in progress.            Provide field conditions per specification section 042000 1.9.            Provide repairing, pointing, and cleaning per specification section 042000 3.14 if/as needed.            Ensure unit masonry tolerances are provided per specification section 042000 3.3            Concrete column installation in progress.            Repair damaged structural steel framing per specification section 051200 3.5 if/as required.</p>										
	<table border="1" style="width: 100%; border-collapse: collapse;"> <tr> <td style="width: 25%;">SPACE:</td> <td style="width: 35%;">171 - CONFERENCE ROOM</td> <td style="width: 25%;">SUBJECT:</td> <td style="width: 15%;">5/8/24 at 1:42 PM</td> </tr> <tr> <td>CATEGORY:</td> <td>Unit Masonry / Cast in Place Concrete</td> <td>REFERENCE:</td> <td>042000 / 033000</td> </tr> </table>	SPACE:	171 - CONFERENCE ROOM	SUBJECT:	5/8/24 at 1:42 PM	CATEGORY:	Unit Masonry / Cast in Place Concrete	REFERENCE:	042000 / 033000		
SPACE:	171 - CONFERENCE ROOM	SUBJECT:	5/8/24 at 1:42 PM								
CATEGORY:	Unit Masonry / Cast in Place Concrete	REFERENCE:	042000 / 033000								


# Site Visit - Construction Observation

DATE: 5/8/2024  
 VISIT NAME: Construction  
 Progress Site Visit  
 REPORT NO: 022

ITEM	REMARKS	DISCUSSION	PHOTO	
022-082	<p>Masonry installation in progress.            Provide field conditions per specification section 042000 1.9.            Provide repairing, pointing, and cleaning per specification section 042000 3.14 if/as needed.            Ensure unit masonry tolerances are provided per specification section 042000 3.3            Concrete column installation in progress.            Repair damaged structural steel framing per specification section 051200 3.5 if/as required.</p>			
	SPACE:	171 - CONFERENCE ROOM	SUBJECT:	5/8/24 at 1:43 PM
	CATEGORY:	Structural Steel Framing / Cast in Place Concrete	REFERENCE:	051200 / 033000


# Site Visit - Construction Observation

DATE: 5/8/2024  
 VISIT NAME: Construction  
 Progress Site Visit  
 REPORT NO: 022

ITEM	REMARKS	DISCUSSION	PHOTO	
022-083	<p>Masonry installation in progress.            Provide field conditions per specification section 042000 1.9.            Provide repairing, pointing, and cleaning per specification section 042000 3.14 if/as needed.            Ensure unit masonry tolerances are provided per specification section 042000 3.3            Concrete column installation in progress.            Repair damaged structural steel framing per specification section 051200 3.5 if/as required.</p>			
	SPACE:	171 - CONFERENCE ROOM	SUBJECT:	5/8/24 at 1:43 PM
	CATEGORY:	Structural Steel Framing / Cast in Place Concrete	REFERENCE:	051200 / 033000

# Site Visit - Construction Observation


DATE: 5/8/2024  
 VISIT NAME: Construction  
 Progress Site Visit  
 REPORT NO: 022

ITEM	REMARKS	DISCUSSION	PHOTO
022-084	<p>Steel joist framing installation in progress. Provide touch up painting per specification section 052100 3.3 B if/as required.</p> <p>Steel decking installation in progress. Ensure steel decking has been installed per specification section 053100 3.4.</p> <p>Repair damaged structural steel framing per specification section 051200 3.5 if/as required.</p>		
	SPACE:	170 - NETWORK OPERATIONS	SUBJECT: 5/8/24 at 1:43 PM
	CATEGORY:	Steel Joist Framing / Steel Decking	REFERENCE: 052100 / 053100




# Site Visit - Construction Observation

DATE: 5/8/2024  
 VISIT NAME: Construction  
 Progress Site Visit  
 REPORT NO: 022

ITEM	REMARKS	DISCUSSION	PHOTO
022-085	<p>Steel joist framing installation in progress. Provide touch up painting per specification section 052100 3.3 B if/as required.</p> <p>Steel decking installation in progress. Ensure steel decking has been installed per specification section 053100 3.4.</p> <p>Repair damaged structural steel framing per specification section 051200 3.5 if/as required.</p>		
	SPACE:	170 - NETWORK OPERATIONS	SUBJECT: 5/8/24 at 1:44 PM
	CATEGORY:	Steel Joist Framing / Steel Decking	REFERENCE: 052100 / 053100


## Site Visit - Construction Observation

DATE: 5/8/2024  
 VISIT NAME: Construction  
 Progress Site Visit  
 REPORT NO: 022

ITEM	REMARKS	DISCUSSION	PHOTO
022-086	<p>Steel joist framing installation in progress. Provide touch up painting per specification section 052100 3.3 B if/as required.</p> <p>Steel decking installation in progress. Ensure steel decking has been installed per specification section 053100 3.4.</p> <p>Repair damaged structural steel framing per specification section 051200 3.5 if/as required.</p>		
SPACE:	162 - CIRCULATION	SUBJECT:	5/8/24 at 1:44 PM
CATEGORY:	Steel Joist Framing / Steel Decking	REFERENCE:	052100 / 053100

## Site Visit - Construction Observation

DATE: 5/8/2024  
 VISIT NAME: Construction  
 Progress Site Visit  
 REPORT NO: 022

ITEM	REMARKS	DISCUSSION	PHOTO
022-087	<p>Steel joist framing installation in progress. Provide touch up painting per specification section 052100 3.3 B if/as required.</p> <p>Steel decking installation in progress. Ensure steel decking has been installed per specification section 053100 3.4.</p> <p>Repair damaged structural steel framing per specification section 051200 3.5 if/as required.</p>		
SPACE:	178 - TECHNICIAN 4	SUBJECT:	5/8/24 at 1:45 PM
CATEGORY:	Steel Joist Framing / Steel Decking	REFERENCE:	052100 / 053100


## Site Visit - Construction Observation

DATE: 5/8/2024  
 VISIT NAME: Construction  
 Progress Site Visit  
 REPORT NO: 022

ITEM	REMARKS	DISCUSSION	PHOTO
022-088	<p>Steel joist framing installation in progress. Provide touch up painting per specification section 052100 3.3 B if/as required.</p> <p>Steel decking installation in progress. Ensure steel decking has been installed per specification section 053100 3.4.</p> <p>Repair damaged structural steel framing per specification section 051200 3.5 if/as required.</p>		
	SPACE:	164 - TECHNOLOGY DIRECTOR	SUBJECT: 5/8/24 at 1:45 PM
	CATEGORY:	Steel Joist Framing / Steel Decking	REFERENCE: 052100 / 053100


## Site Visit - Construction Observation

DATE: 5/8/2024  
 VISIT NAME: Construction  
 Progress Site Visit  
 REPORT NO: 022

ITEM	REMARKS	DISCUSSION	PHOTO
022-089	<p>Steel joist framing installation in progress. Provide touch up painting per specification section 052100 3.3 B if/as required.</p> <p>Steel decking installation in progress. Ensure steel decking has been installed per specification section 053100 3.4.</p> <p>Repair damaged structural steel framing per specification section 051200 3.5 if/as required.</p>		
SPACE:	162 - CIRCULATION	SUBJECT:	5/8/24 at 1:45 PM
CATEGORY:	Steel Joist Framing / Steel Decking	REFERENCE:	052100 / 053100


# Site Visit - Construction Observation

DATE: 5/8/2024  
 VISIT NAME: Construction  
 Progress Site Visit  
 REPORT NO: 022

ITEM	REMARKS	DISCUSSION	PHOTO
022-090	<p>Steel joist framing installation in progress. Provide touch up painting per specification section 052100 3.3 B if/as required.</p> <p>Steel decking installation in progress. Ensure steel decking has been installed per specification section 053100 3.4.</p> <p>Repair damaged structural steel framing per specification section 051200 3.5 if/as required.</p>		
SPACE:	167 - DATA LEADER	SUBJECT:	5/8/24 at 1:46 PM
CATEGORY:	Steel Joist Framing / Steel Decking	REFERENCE:	052100 / 053100


## Site Visit - Construction Observation

DATE: 5/8/2024  
 VISIT NAME: Construction  
 Progress Site Visit  
 REPORT NO: 022

ITEM	REMARKS	DISCUSSION	PHOTO	
022-091	<p>Steel joist framing installation in progress. Provide touch up painting per specification section 052100 3.3 B if/as required.</p> <p>Steel decking installation in progress. Ensure steel decking has been installed per specification section 053100 3.4.</p> <p>Repair damaged structural steel framing per specification section 051200 3.5 if/as required.</p>			
	SPACE:	167 - DATA LEADER	SUBJECT:	5/8/24 at 1:46 PM
	CATEGORY:	Steel Joist Framing / Steel Decking	REFERENCE:	052100 / 053100

## Site Visit - Construction Observation


DATE: 5/8/2024  
 VISIT NAME: Construction  
 Progress Site Visit  
 REPORT NO: 022

ITEM	REMARKS	DISCUSSION		PHOTO
022-092	<p>Steel joist framing installation in progress. Provide touch up painting per specification section 052100 3.3 B if/as required.</p> <p>Steel decking installation in progress. Ensure steel decking has been installed per specification section 053100 3.4.</p> <p>Repair damaged structural steel framing per specification section 051200 3.5 if/as required.</p>			
	SPACE:	168 - BUG ROOM 1	SUBJECT:	5/8/24 at 1:47 PM
	CATEGORY:	Steel Joist Framing / Steel Decking	REFERENCE:	052100 / 053100




# Site Visit - Construction Observation

DATE: 5/8/2024  
 VISIT NAME: Construction  
 Progress Site Visit  
 REPORT NO: 022

ITEM	REMARKS	DISCUSSION	PHOTO
022-093	<p>Steel joist framing installation in progress. Provide touch up painting per specification section 052100 3.3 B if/as required.</p> <p>Steel decking installation in progress. Ensure steel decking has been installed per specification section 053100 3.4.</p> <p>Repair damaged structural steel framing per specification section 051200 3.5 if/as required.</p>		
SPACE:	168 - BUG ROOM 1	SUBJECT:	5/8/24 at 1:47 PM
CATEGORY:	Steel Joist Framing / Steel Decking	REFERENCE:	052100 / 053100


# Site Visit - Construction Observation

DATE: 5/8/2024  
 VISIT NAME: Construction  
 Progress Site Visit  
 REPORT NO: 022

ITEM	REMARKS	DISCUSSION	PHOTO	
022-094	<p>Masonry installation in progress.            Provide field conditions per specification section 042000 1.9.            Provide repairing, pointing, and cleaning per specification section 042000 3.14 if/as needed.            Ensure unit masonry tolerances are provided per specification section 042000 3.3            Concrete column installation in progress.            Repair damaged structural steel framing per specification section 051200 3.5 if/as required.</p>			
	SPACE:	174 - IMAGE ROOM	SUBJECT:	5/8/24 at 1:47 PM
	CATEGORY:	Structural Steel Framing / Cast in Place Concrete	REFERENCE:	051200 / 033000


# Site Visit - Construction Observation

DATE: 5/8/2024  
 VISIT NAME: Construction  
 Progress Site Visit  
 REPORT NO: 022

ITEM	REMARKS	DISCUSSION	PHOTO	
022-095	<p>Masonry installation in progress.            Provide field conditions per specification section 042000 1.9.            Provide repairing, pointing, and cleaning per specification section 042000 3.14 if/as needed.            Ensure unit masonry tolerances are provided per specification section 042000 3.3            Concrete column installation in progress.            Repair damaged structural steel framing per specification section 051200 3.5 if/as required.</p>			
	SPACE:	174 - IMAGE ROOM	SUBJECT:	5/8/24 at 1:48 PM
	CATEGORY:	Structural Steel Framing / Cast in Place Concrete	REFERENCE:	051200 / 033000


# Site Visit - Construction Observation

DATE: 5/8/2024  
 VISIT NAME: Construction  
 Progress Site Visit  
 REPORT NO: 022

ITEM	REMARKS	DISCUSSION	PHOTO	
022-096	<p>Steel joist framing installation in progress. Provide touch up painting per specification section 052100 3.3 B if/as required.</p> <p>Steel decking installation in progress. Ensure steel decking has been installed per specification section 053100 3.4.</p> <p>Repair damaged structural steel framing per specification section 051200 3.5 if/as required.</p>			
	SPACE:	174 - IMAGE ROOM	SUBJECT:	5/8/24 at 1:48 PM
	CATEGORY:	Steel Joist Framing / Steel Decking	REFERENCE:	052100 / 053100


## Site Visit - Construction Observation

DATE: 5/8/2024  
 VISIT NAME: Construction  
 Progress Site Visit  
 REPORT NO: 022

ITEM	REMARKS	DISCUSSION	PHOTO
022-097	<p>Steel joist framing installation in progress. Provide touch up painting per specification section 052100 3.3 B if/as required.</p> <p>Steel decking installation in progress. Ensure steel decking has been installed per specification section 053100 3.4.</p> <p>Repair damaged structural steel framing per specification section 051200 3.5 if/as required.</p>		
SPACE:	174 - IMAGE ROOM	SUBJECT:	5/8/24 at 1:49 PM
CATEGORY:	Steel Joist Framing / Steel Decking	REFERENCE:	052100 / 053100


# Site Visit - Construction Observation


DATE: 5/8/2024  
 VISIT NAME: Construction  
 Progress Site Visit  
 REPORT NO: 022

ITEM	REMARKS	DISCUSSION	PHOTO
022-098	<p>Steel joist framing installation in progress. Provide touch up painting per specification section 052100 3.3 B if/as required.</p> <p>Steel decking installation in progress. Ensure steel decking has been installed per specification section 053100 3.4.</p>		
	<p>SPACE: 170 - NETWORK OPERATIONS</p>	<p>SUBJECT: 5/8/24 at 1:49 PM</p>	
	<p>CATEGORY: Steel Joist Framing</p>	<p>REFERENCE: 052100</p>	

## Site Visit - Construction Observation


DATE: 5/8/2024  
 VISIT NAME: Construction Progress Site Visit  
 REPORT NO: 022


ITEM	REMARKS	DISCUSSION	PHOTO
022-099	<p>Steel joist framing installation in progress. Provide touch up painting per specification section 052100 3.3 B if/as required.</p> <p>Steel decking installation in progress. Ensure steel decking has been installed per specification section 053100 3.4.</p>		
	<p>SPACE: 170 - NETWORK OPERATIONS</p>	<p>SUBJECT: 5/8/24 at 1:49 PM</p>	
	<p>CATEGORY: Steel Joist Framing</p>	<p>REFERENCE: 052100</p>	

ITEM	REMARKS	DISCUSSION	PHOTO
022-100	<p>Masonry installation in progress. Provide field conditions per specification section 042000 1.9. Provide repairing, pointing, and cleaning per specification section 042000 3.14 if/as needed. Ensure unit masonry tolerances are provided per specification section 042000 3.3</p>		
	<p>SPACE: 183 - WAREHOUSE</p>	<p>SUBJECT: 5/8/24 at 1:49 PM</p>	
	<p>CATEGORY: Unit Masonry</p>	<p>REFERENCE: 042000</p>	

# Site Visit - Construction Observation

DATE: 5/8/2024  
 VISIT NAME: Construction  
 Progress Site Visit  
 REPORT NO: 022


ITEM	REMARKS	DISCUSSION	PHOTO				
022-101	Masonry installation in progress. Provide field conditions per specification section 042000 1.9. Provide repairing, pointing, and cleaning per specification section 042000 3.14 if/as needed. Ensure unit masonry tolerances are provided per specification section 042000 3.3						
				SPACE:	183 - WAREHOUSE	SUBJECT:	5/8/24 at 1:50 PM
				CATEGORY:	Unit Masonry	REFERENCE:	042000


ITEM	REMARKS	DISCUSSION	PHOTO				
022-102	Masonry installation in progress. Provide field conditions per specification section 042000 1.9. Provide repairing, pointing, and cleaning per specification section 042000 3.14 if/as needed. Ensure unit masonry tolerances are provided per specification section 042000 3.3						
				SPACE:	183 - WAREHOUSE	SUBJECT:	5/8/24 at 1:50 PM
				CATEGORY:	Unit Masonry	REFERENCE:	042000



# Site Visit - Construction Observation


DATE: 5/8/2024  
 VISIT NAME: Construction  
 Progress Site Visit  
 REPORT NO: 022

ITEM	REMARKS	DISCUSSION	PHOTO				
022-103	Masonry installation in progress. Provide field conditions per specification section 042000 1.9. Provide repairing, pointing, and cleaning per specification section 042000 3.14 if/as needed. Ensure unit masonry tolerances are provided per specification section 042000 3.3						
				SPACE:	183 - WAREHOUSE	SUBJECT:	5/8/24 at 1:50 PM
				CATEGORY:	Unit Masonry	REFERENCE:	042000

ITEM	REMARKS	DISCUSSION	PHOTO				
022-104	Masonry installation in progress. Provide field conditions per specification section 042000 1.9. Provide repairing, pointing, and cleaning per specification section 042000 3.14 if/as needed. Ensure unit masonry tolerances are provided per specification section 042000 3.3						
				SPACE:	183 - WAREHOUSE	SUBJECT:	5/8/24 at 1:51 PM
				CATEGORY:	Unit Masonry	REFERENCE:	042000


## Site Visit - Construction Observation

DATE: 5/8/2024  
 VISIT NAME: Construction  
 Progress Site Visit  
 REPORT NO: 022

ITEM	REMARKS	DISCUSSION	PHOTO
022-105	<p>Steel joist framing installation in progress. Provide touch up painting per specification section 052100 3.3 B if/as required.</p> <p>Steel decking installation in progress. Ensure steel decking has been installed per specification section 053100 3.4.</p>		
	SPACE:	107 - CIRCULATION	SUBJECT: 5/8/24 at 1:52 PM
	CATEGORY:	Steel Joist Framing / Steel Decking	REFERENCE: 052100 / 053100


## Site Visit - Construction Observation

DATE: 5/8/2024  
 VISIT NAME: Construction  
 Progress Site Visit  
 REPORT NO: 022

ITEM	REMARKS	DISCUSSION	PHOTO	
022-106	<p>Steel joist framing installation in progress. Provide touch up painting per specification section 052100 3.3 B if/as required.</p> <p>Steel decking installation in progress. Ensure steel decking has been installed per specification section 053100 3.4.</p> <p>Repair damaged structural steel framing per specification section 051200 3.5 if/as required.</p>			
	SPACE:	107 - CIRCULATION	SUBJECT:	5/8/24 at 1:52 PM
	CATEGORY:	Steel Joist Framing / Steel Decking	REFERENCE:	052100 / 053100


# Site Visit - Construction Observation

DATE: 5/8/2024  
 VISIT NAME: Construction  
 Progress Site Visit  
 REPORT NO: 022

ITEM	REMARKS	DISCUSSION	PHOTO	
022-107	<p>Steel joist framing installation in progress. Provide touch up painting per specification section 052100 3.3 B if/as required.</p> <p>Steel decking installation in progress. Ensure steel decking has been installed per specification section 053100 3.4.</p>			
	SPACE:	108 - CIRCULATION	SUBJECT:	5/8/24 at 1:53 PM
	CATEGORY:	Steel Joist Framing / Steel Decking	REFERENCE:	052100 / 053100


# Site Visit - Construction Observation

DATE: 5/8/2024  
 VISIT NAME: Construction  
 Progress Site Visit  
 REPORT NO: 022

ITEM	REMARKS	DISCUSSION		PHOTO
022-108	<p>Steel joist framing installation in progress. Provide touch up painting per specification section 052100 3.3 B if/as required.</p> <p>Steel decking installation in progress. Ensure steel decking has been installed per specification section 053100 3.4.</p> <p>Repair damaged structural steel framing per specification section 051200 3.5 if/as required.</p> <p>Plumbing installation in progress.</p>			
SPACE:		158 - TRAINING ROOM	SUBJECT:	5/8/24 at 1:54 PM
CATEGORY:		Steel Joist Framing / Domestic Water Plumbing Specialties	REFERENCE:	052100 / 221119


## Site Visit - Construction Observation

DATE: 5/8/2024  
 VISIT NAME: Construction  
 Progress Site Visit  
 REPORT NO: 022

ITEM	REMARKS	DISCUSSION		PHOTO
022-109	<p>Steel joist framing installation in progress. Provide touch up painting per specification section 052100 3.3 B if/as required.</p> <p>Steel decking installation in progress. Ensure steel decking has been installed per specification section 053100 3.4.</p> <p>Repair damaged structural steel framing per specification section 051200 3.5 if/as required.</p>			
SPACE:		158 - TRAINING ROOM	SUBJECT:	5/8/24 at 1:54 PM
CATEGORY:		Steel Joist Framing / Steel Decking	REFERENCE:	052100 / 053100


# Site Visit - Construction Observation

DATE: 5/8/2024  
 VISIT NAME: Construction  
 Progress Site Visit  
 REPORT NO: 022

ITEM	REMARKS	DISCUSSION	PHOTO
022-110	<p>Steel joist framing installation in progress. Provide touch up painting per specification section 052100 3.3 B if/as required.</p> <p>Steel decking installation in progress. Ensure steel decking has been installed per specification section 053100 3.4.</p> <p>Repair damaged structural steel framing per specification section 051200 3.5 if/as required.</p>		
	SPACE:	159 - PLAN AND O+M ROOM	SUBJECT: 5/8/24 at 1:55 PM
	CATEGORY:	Steel Joist Framing / Steel Decking	REFERENCE: 052100 / 053100

# Site Visit - Construction Observation


DATE: 5/8/2024  
 VISIT NAME: Construction  
 Progress Site Visit  
 REPORT NO: 022


ITEM	REMARKS	DISCUSSION	PHOTO
022-111	<p>Steel joist framing installation in progress. Provide touch up painting per specification section 052100 3.3 B if/as required.</p> <p>Steel decking installation in progress. Ensure steel decking has been installed per specification section 053100 3.4.</p> <p>Repair damaged structural steel framing per specification section 051200 3.5 if/as required.</p>		
SPACE:	159 - PLAN AND O+M ROOM	SUBJECT:	5/8/24 at 1:55 PM
CATEGORY:	Steel Joist Framing / Steel Decking	REFERENCE:	052100 / 053100



## Site Visit - Construction Observation


DATE: 5/8/2024  
 VISIT NAME: Construction  
 Progress Site Visit  
 REPORT NO: 022


ITEM	REMARKS	DISCUSSION	PHOTO	
022-112	<p>Steel joist framing installation in progress. Provide touch up painting per specification section 052100 3.3 B if/as required.</p> <p>Steel decking installation in progress. Ensure steel decking has been installed per specification section 053100 3.4.</p> <p>Repair damaged structural steel framing per specification section 051200 3.5 if/as required.</p>			
	SPACE:	160 - RECORDS AND PLAN ARCHIVE	SUBJECT:	5/8/24 at 1:55 PM
	CATEGORY:	Steel Joist Framing / Steel Decking	REFERENCE:	052100 / 053100

ITEM	REMARKS	DISCUSSION	PHOTO	
022-113	<p>Hollow metal door frame has been damaged. Remove and replace with new hollow metal frame. Grout hollow metal frame solid.</p>			
	SPACE:	108 - CIRCULATION	SUBJECT:	5/8/24 at 1:57 PM
	CATEGORY:	Hollow Metal Doors and Frames	REFERENCE:	081113

## Site Visit - Construction Observation


DATE: 5/8/2024  
 VISIT NAME: Construction  
 Progress Site Visit  
 REPORT NO: 022


ITEM	REMARKS	DISCUSSION	PHOTO	
022-114	Hollow metal door frame has been damaged. Remove and replace with new hollow metal frame. Grout hollow metal frame solid.			
	SPACE:	108 - CIRCULATION	SUBJECT:	5/8/24 at 1:57 PM
	CATEGORY:	Hollow Metal Doors and Frames	REFERENCE:	081113

ITEM	REMARKS	DISCUSSION	PHOTO	
022-115	Masonry installation in progress. Provide field conditions per specification section 042000 1.9. Provide repairing, pointing, and cleaning per specification section 042000 3.14 if/as needed. Ensure unit masonry tolerances are provided per specification section 042000 3.3			
	SPACE:	154 - WORK SPACE PLUMBING	SUBJECT:	5/8/24 at 1:58 PM
	CATEGORY:	Unit Masonry	REFERENCE:	042000

## Site Visit - Construction Observation


DATE: 5/8/2024  
 VISIT NAME: Construction  
 Progress Site Visit  
 REPORT NO: 022


ITEM	REMARKS	DISCUSSION	PHOTO
022-116	C channel pour stop / mounting bracket for guardrail installation in progress. Repair damaged structural steel framing per specification section 051200 3.5 if/as required.		
	SPACE: 154 - WORK SPACE PLUMBING	SUBJECT: 5/8/24 at 1:59 PM	
	CATEGORY: Structural Steel Framing	REFERENCE: 051200	

ITEM	REMARKS	DISCUSSION	PHOTO
022-117	Masonry installation in progress. Provide field conditions per specification section 042000 1.9. Provide repairing, pointing, and cleaning per specification section 042000 3.14 if/as needed. Ensure unit masonry tolerances are provided per specification section 042000 3.3		
	SPACE: 154 - WORK SPACE PLUMBING	SUBJECT: 5/8/24 at 1:59 PM	
	CATEGORY: Unit Masonry	REFERENCE: 042000	

# Site Visit - Construction Observation


DATE: 5/8/2024  
 VISIT NAME: Construction  
 Progress Site Visit  
 REPORT NO: 022


ITEM	REMARKS	DISCUSSION	PHOTO
022-118	Masonry installation in progress. Provide field conditions per specification section 042000 1.9. Provide repairing, pointing, and cleaning per specification section 042000 3.14 if/as needed. Ensure unit masonry tolerances are provided per specification section 042000 3.3		
	SPACE:	154 - WORK SPACE PLUMBING	SUBJECT: 5/8/24 at 1:59 PM
	CATEGORY:	Unit Masonry	REFERENCE: 042000

ITEM	REMARKS	DISCUSSION	PHOTO
022-119	C channel pour stop / mounting bracket for guardrail installation in progress. Repair damaged structural steel framing per specification section 051200 3.5 if/as required.		
	SPACE:	155 - WORK SPACE ELECTRICIAN	SUBJECT: 5/8/24 at 2:00 PM
	CATEGORY:	Structural Steel Framing	REFERENCE: 051200

# Site Visit - Construction Observation


DATE: 5/8/2024  
 VISIT NAME: Construction  
 Progress Site Visit  
 REPORT NO: 022

ITEM	REMARKS	DISCUSSION	PHOTO	
022-120	C channel pour stop / mounting bracket for guardrail installation in progress. Repair damaged structural steel framing per specification section 051200 3.5 if/as required.			
	SPACE:	156 - WORK SPACE HVAC	SUBJECT:	5/8/24 at 2:00 PM
	CATEGORY:	Structural Steel Framing	REFERENCE:	051200

ITEM	REMARKS	DISCUSSION	PHOTO	
022-121	C channel pour stop / mounting bracket for guardrail installation in progress. Repair damaged structural steel framing per specification section 051200 3.5 if/as required.			
	SPACE:	154 - WORK SPACE PLUMBING	SUBJECT:	5/8/24 at 2:01 PM
	CATEGORY:	Structural Steel Framing	REFERENCE:	051200


# Site Visit - Construction Observation


DATE: 5/8/2024  
 VISIT NAME: Construction  
 Progress Site Visit  
 REPORT NO: 022

ITEM	REMARKS	DISCUSSION	PHOTO								
022-122	<p>Masonry installation in progress.            Provide field conditions per specification section 042000 1.9.            Provide repairing, pointing, and cleaning per specification section 042000 3.14 if/as needed.            Ensure unit masonry tolerances are provided per specification section 042000 3.3            Concrete column installation in progress.            Repair damaged structural steel framing per specification section 051200 3.5 if/as required.</p>										
	<table border="1" style="width: 100%; border-collapse: collapse;"> <tr> <td style="width: 25%;">SPACE:</td> <td style="width: 30%;">157 - WORK SPACE CARPENTRY</td> <td style="width: 25%;">SUBJECT:</td> <td style="width: 20%;">5/8/24 at 2:01 PM</td> </tr> <tr> <td>CATEGORY:</td> <td>Structural Steel Framing / Cast in place Concrete</td> <td>REFERENCE:</td> <td>051200 / 033000</td> </tr> </table>	SPACE:	157 - WORK SPACE CARPENTRY	SUBJECT:	5/8/24 at 2:01 PM	CATEGORY:	Structural Steel Framing / Cast in place Concrete	REFERENCE:	051200 / 033000		
SPACE:	157 - WORK SPACE CARPENTRY	SUBJECT:	5/8/24 at 2:01 PM								
CATEGORY:	Structural Steel Framing / Cast in place Concrete	REFERENCE:	051200 / 033000								

## Site Visit - Construction Observation


DATE: 5/8/2024  
 VISIT NAME: Construction  
 Progress Site Visit  
 REPORT NO: 022


ITEM	REMARKS	DISCUSSION	PHOTO	
022-123	C channel pour stop / mounting bracket for guardrail installation in progress. Repair damaged structural steel framing per specification section 051200 3.5 if/as required.			
	SPACE:	157 - WORK SPACE CARPENTRY	SUBJECT:	5/8/24 at 2:01 PM
	CATEGORY:	Structural Steel Framing	REFERENCE:	051200

ITEM	REMARKS	DISCUSSION	PHOTO	
022-124	C channel pour stop / mounting bracket for guardrail installation in progress. Repair damaged structural steel framing per specification section 051200 3.5 if/as required.			
	SPACE:	157 - WORK SPACE CARPENTRY	SUBJECT:	5/8/24 at 2:02 PM
	CATEGORY:	Structural Steel Framing	REFERENCE:	051200

## Site Visit - Construction Observation

DATE: 5/8/2024  
 VISIT NAME: Construction  
 Progress Site Visit  
 REPORT NO: 022


ITEM	REMARKS	DISCUSSION	PHOTO
022-125	C channel pour stop / mounting bracket for guardrail installation in progress. Repair damaged structural steel framing per specification section 051200 3.5 if/as required.		
	SPACE:	157 - WORK SPACE CARPENTRY	SUBJECT: 5/8/24 at 2:02 PM
	CATEGORY:	Structural Steel Framing	REFERENCE: 051200


ITEM	REMARKS	DISCUSSION	PHOTO
022-126	Cast in place concrete at concrete column installation in progress. Reinforcing bar at concrete column has been installed.		
	SPACE:	157 - WORK SPACE CARPENTRY	SUBJECT: 5/8/24 at 2:02 PM
	CATEGORY:	Cast in Place Concrete	REFERENCE: 033000



## Site Visit - Construction Observation


DATE: 5/8/2024  
 VISIT NAME: Construction  
 Progress Site Visit  
 REPORT NO: 022


ITEM	REMARKS	DISCUSSION	PHOTO
022-127	<p>Masonry installation in progress.                      Provide field conditions per specification section 042000 1.9.                      Provide repairing, pointing, and cleaning per specification section 042000 3.14 if/as needed.                      Ensure unit masonry tolerances are provided per specification section 042000 3.3                      Opening provided for recessed fire extinguisher cabinet.                      Coordinate required depth with approved shop drawing submittal.</p>		
	SPACE:	156 - WORK SPACE HVAC	SUBJECT: 5/8/24 at 2:02 PM
	CATEGORY:	Unit Masonry	REFERENCE: 042000

ITEM	REMARKS	DISCUSSION	PHOTO
022-128	<p>Plumbing installation in progress.</p>		
	SPACE:	156 - WORK SPACE HVAC	SUBJECT: 5/8/24 at 2:03 PM
	CATEGORY:	Domestic Water Plumbing Specialties	REFERENCE: 221119

## Site Visit - Construction Observation


DATE: 5/8/2024  
 VISIT NAME: Construction  
 Progress Site Visit  
 REPORT NO: 022


ITEM	REMARKS	DISCUSSION	PHOTO
022-129	Masonry installation in progress. Provide field conditions per specification section 042000 1.9. Provide repairing, pointing, and cleaning per specification section 042000 3.14 if/as needed. Ensure unit masonry tolerances are provided per specification section 042000 3.3		
	SPACE: 185 - OPERATIONS WAREHOUSE	SUBJECT: 5/8/24 at 2:04 PM	
	CATEGORY: Unit Masonry	REFERENCE: 042000	

ITEM	REMARKS	DISCUSSION	PHOTO
022-130	Masonry installation in progress. Provide field conditions per specification section 042000 1.9. Provide repairing, pointing, and cleaning per specification section 042000 3.14 if/as needed. Ensure unit masonry tolerances are provided per specification section 042000 3.3		
	SPACE: 184 - COVERED LOADING DOCK	SUBJECT: 5/8/24 at 2:04 PM	
	CATEGORY: Unit Masonry	REFERENCE: 042000	

## Site Visit - Construction Observation


DATE: 5/8/2024  
 VISIT NAME: Construction  
 Progress Site Visit  
 REPORT NO: 022


ITEM	REMARKS	DISCUSSION	PHOTO				
022-131	Masonry installation in progress. Provide field conditions per specification section 042000 1.9. Provide repairing, pointing, and cleaning per specification section 042000 3.14 if/as needed. Ensure unit masonry tolerances are provided per specification section 042000 3.3						
				SPACE:	185 - OPERATIONS WAREHOUSE	SUBJECT:	5/8/24 at 2:05 PM
				CATEGORY:	Unit Masonry	REFERENCE:	042000

ITEM	REMARKS	DISCUSSION	PHOTO				
022-132	Masonry installation in progress. Provide field conditions per specification section 042000 1.9. Provide repairing, pointing, and cleaning per specification section 042000 3.14 if/as needed. Ensure unit masonry tolerances are provided per specification section 042000 3.3						
				SPACE:	185 - OPERATIONS WAREHOUSE	SUBJECT:	5/8/24 at 2:05 PM
				CATEGORY:	Unit Masonry	REFERENCE:	042000

## Site Visit - Construction Observation


DATE: 5/8/2024  
 VISIT NAME: Construction  
 Progress Site Visit  
 REPORT NO: 022


ITEM	REMARKS	DISCUSSION	PHOTO
022-133	Precast Modular Block Retaining Wall installation in progress. Pipe and Tube steel guardrail has not been installed at this time. Coordinate pipe and tube steel guardrail mounting detail with precast modular block retaining wall manufacturer.		
	SPACE:	006 - SITE - SOUTH	SUBJECT: 5/8/24 at 2:05 PM
	CATEGORY:	Precast Modular Block Retaining Wall	REFERENCE: 323223


ITEM	REMARKS	DISCUSSION	PHOTO
022-134	Earthwork installation in progress		
	SPACE:	005 - SITE - NORTH	SUBJECT: 5/8/24 at 2:12 PM
	CATEGORY:	Earthwork	REFERENCE: 312000

# Site Visit - Construction Observation

DATE: 5/8/2024  
 VISIT NAME: Construction  
 Progress Site Visit  
 REPORT NO: 022

ITEM	REMARKS	DISCUSSION	PHOTO
022-135	Sanitary sewer manholes, frames and cover installation in progress.		
	SPACE:	007 - SITE - EAST	SUBJECT: 5/8/24 at 2:12 PM
	CATEGORY:	Sanitary Sewer Manholes, Frames, and Covers	REFERENCE: 333913


ITEM	REMARKS	DISCUSSION	PHOTO
022-136	Sanitary sewer manholes, frames and cover installation in progress.		
	SPACE:	007 - SITE - EAST	SUBJECT: 5/8/24 at 2:13 PM
	CATEGORY:	Sanitary Sewer Manholes, Frames, and Covers	REFERENCE: 333913

ITEM	REMARKS	DISCUSSION	PHOTO
022-137	Sanitary sewer manholes, frames and cover installation in progress.		
	SPACE:	007 - SITE - EAST	SUBJECT: 5/8/24 at 2:14 PM
	CATEGORY:	Sanitary Sewer Manholes, Frames, and Covers	REFERENCE: 333913

## Site Visit - Construction Observation


DATE: 5/8/2024  
 VISIT NAME: Construction  
 Progress Site Visit  
 REPORT NO: 022


ITEM	REMARKS	DISCUSSION	PHOTO
022-138	<p>Masonry installation in progress.                      Provide field conditions per specification section 042000 1.9.                      Provide repairing, pointing, and cleaning per specification section 042000 3.14 if/as needed.                      Ensure unit masonry tolerances are provided per specification section 042000 3.3                      Cavity wall insulation installation in progress.                      Ensure all joints are properly sealed.</p>		
	SPACE:	101 - RECEPTION / GREETING AREA	SUBJECT: 5/8/24 at 2:14 PM
	CATEGORY:	Unit Masonry	REFERENCE: 042000

ITEM	REMARKS	DISCUSSION	PHOTO
022-139	<p>Sanitary sewer manholes, frames and cover installation in progress.                      Recessed area in concrete columns have been provided for storm water drainage piping inside of columns.</p>		
	SPACE:	183 - WAREHOUSE	SUBJECT: 5/8/24 at 2:17 PM
	CATEGORY:	Sanitary Sewer Manholes, Frames, and Covers	REFERENCE: 333913

# Site Visit - Construction Observation


DATE: 5/8/2024  
 VISIT NAME: Construction  
 Progress Site Visit  
 REPORT NO: 022


ITEM	REMARKS	DISCUSSION	PHOTO
022-140	Masonry installation in progress. Provide field conditions per specification section 042000 1.9. Provide repairing, pointing, and cleaning per specification section 042000 3.14 if/as needed. Ensure unit masonry tolerances are provided per specification section 042000 3.3		
	SPACE: 185 - OPERATIONS WAREHOUSE	SUBJECT: 5/8/24 at 2:18 PM	
	CATEGORY: Unit Masonry	REFERENCE: 042000	

ITEM	REMARKS	DISCUSSION	PHOTO
022-141	Sanitary sewer manholes, frames and cover installation in progress.		
	SPACE: 006 - SITE - SOUTH	SUBJECT: 5/8/24 at 2:18 PM	
	CATEGORY: Sanitary Sewer Manholes, Frames, and Covers	REFERENCE: 333913	

## Site Visit - Construction Observation

DATE: 5/8/2024  
 VISIT NAME: Construction  
 Progress Site Visit  
 REPORT NO: 022


ITEM	REMARKS	DISCUSSION	PHOTO				
022-142	Precast Modular Block Retaining Wall installation in progress. Pipe and Tube steel guardrail has not been installed at this time. Coordinate pipe and tube steel guardrail mounting detail with precast modular block retaining wall manufacturer.						
				SPACE:	006 - SITE - SOUTH	SUBJECT:	5/8/24 at 2:18 PM
				CATEGORY:	Precast Modular Block Retaining Wall	REFERENCE:	323223


ITEM	REMARKS	DISCUSSION	PHOTO				
022-143	Precast Modular Block Retaining Wall installation in progress. Pipe and Tube steel guardrail has not been installed at this time. Coordinate pipe and tube steel guardrail mounting detail with precast modular block retaining wall manufacturer.						
				SPACE:	006 - SITE - SOUTH	SUBJECT:	5/8/24 at 2:19 PM
				CATEGORY:	Precast Modular Block Retaining Wall	REFERENCE:	323223



## Site Visit - Construction Observation


DATE: 5/8/2024  
 VISIT NAME: Construction  
 Progress Site Visit  
 REPORT NO: 022


ITEM	REMARKS	DISCUSSION	PHOTO
022-144	Sanitary sewer manholes, frames and cover installation in progress.		
	SPACE:	006 - SITE - SOUTH	SUBJECT: 5/8/24 at 2:20 PM
	CATEGORY:	Sanitary Sewer Manholes, Frames, and Covers	REFERENCE: 333913

ITEM	REMARKS	DISCUSSION	PHOTO
022-145	Precast Modular Block Retaining Wall installation in progress. Pipe and Tube steel guardrail has not been installed at this time. Coordinate pipe and tube steel guardrail mounting detail with precast modular block retaining wall manufacturer.		
	SPACE:	006 - SITE - SOUTH	SUBJECT: 5/8/24 at 2:20 PM
	CATEGORY:	Precast Modular Block Retaining Wall	REFERENCE: 323223

## Site Visit - Construction Observation


DATE: 5/8/2024  
 VISIT NAME: Construction  
 Progress Site Visit  
 REPORT NO: 022


ITEM	REMARKS	DISCUSSION	PHOTO
022-146	Earthwork installation in progress		
	SPACE:	008 - SITE - WEST	SUBJECT: 5/8/24 at 2:21 PM
	CATEGORY:	Earthwork	REFERENCE: 312000

ITEM	REMARKS	DISCUSSION	PHOTO
022-147	Precast Modular Block Retaining Wall installation in progress. Pipe and Tube steel guardrail has not been installed at this time. Coordinate pipe and tube steel guardrail mounting detail with precast modular block retaining wall manufacturer.		
	SPACE:	006 - SITE - SOUTH	SUBJECT: 5/8/24 at 2:21 PM
	CATEGORY:	Precast Modular Block Retaining Wall	REFERENCE: 323223

## Site Visit - Construction Observation


DATE: 5/8/2024  
 VISIT NAME: Construction  
 Progress Site Visit  
 REPORT NO: 022


ITEM	REMARKS	DISCUSSION	PHOTO		
022-148	<p>Precast Modular Block Retaining Wall installation in progress. Pipe and Tube steel guardrail has not been installed at this time. Coordinate pipe and tube steel guardrail mounting detail with precast modular block retaining wall manufacturer.</p>				
	SPACE:	008 - SITE - WEST		SUBJECT:	5/8/24 at 2:21 PM
	CATEGORY:	Precast Modular Block Retaining Wall		REFERENCE:	323223

ITEM	REMARKS	DISCUSSION	PHOTO		
022-149	<p>Masonry installation in progress. Provide field conditions per specification section 042000 1.9. Provide repairing, pointing, and cleaning per specification section 042000 3.14 if/as needed. Ensure unit masonry tolerances are provided per specification section 042000 3.3</p>				
	SPACE:	008 - SITE - WEST		SUBJECT:	5/8/24 at 2:22 PM
	CATEGORY:	Unit Masonry		REFERENCE:	042000

# Site Visit - Construction Observation


DATE: 5/8/2024  
 VISIT NAME: Construction Progress Site Visit  
 REPORT NO: 022


ITEM	REMARKS	DISCUSSION	PHOTO
022-150	<p>Masonry installation in progress.            Provide field conditions per specification section 042000 1.9.            Provide repairing, pointing, and cleaning per specification section 042000 3.14 if/as needed.            Ensure unit masonry tolerances are provided per specification section 042000 3.3</p>		
SPACE:	008 - SITE - WEST	SUBJECT:	5/8/24 at 2:22 PM
CATEGORY:	Unit Masonry	REFERENCE:	042000


ITEM	REMARKS	DISCUSSION	PHOTO
022-151	<p>Masonry installation in progress.            Provide field conditions per specification section 042000 1.9.            Provide repairing, pointing, and cleaning per specification section 042000 3.14 if/as needed.            Ensure unit masonry tolerances are provided per specification section 042000 3.3</p>		
SPACE:	006 - SITE - SOUTH	SUBJECT:	5/8/24 at 2:23 PM
CATEGORY:	Precast Modular Block Retaining Wall	REFERENCE:	323223

# Site Visit - Construction Observation

DATE: 5/8/2024  
 VISIT NAME: Construction Progress Site Visit  
 REPORT NO: 022


ITEM	REMARKS	DISCUSSION	PHOTO
022-152	Storm water detention basing installation near completion.		
	SPACE:	008 - SITE - WEST	SUBJECT: 5/8/24 at 2:23 PM
	CATEGORY:	Storm Sewage System	REFERENCE: 334113


ITEM	REMARKS	DISCUSSION	PHOTO
022-153	Storm water detention basing installation near completion.		
	SPACE:	008 - SITE - WEST	SUBJECT: 5/8/24 at 2:24 PM
	CATEGORY:	Storm Sewage System	REFERENCE: 334113


ITEM	REMARKS	DISCUSSION	PHOTO
022-154	Storm water detention basing installation near completion.		
	SPACE:	008 - SITE - WEST	SUBJECT: 5/8/24 at 2:24 PM
	CATEGORY:	Storm Sewage System	REFERENCE: 334113

# Site Visit - Construction Observation

DATE: 5/8/2024  
 VISIT NAME: Construction Progress Site Visit  
 REPORT NO: 022


ITEM	REMARKS	DISCUSSION	PHOTO
022-155	Bus fueling station canopy foundation column installation in progress.		
	SPACE:	008 - SITE - WEST	SUBJECT: 5/8/24 at 2:25 PM
	CATEGORY:	Cast in Place Concrete	REFERENCE: 033000


ITEM	REMARKS	DISCUSSION	PHOTO
022-156	Bus fueling station canopy foundation column installation in progress.		
	SPACE:	008 - SITE - WEST	SUBJECT: 5/8/24 at 2:25 PM
	CATEGORY:	Cast in Place Concrete	REFERENCE: 033000


ITEM	REMARKS	DISCUSSION	PHOTO
022-157	Liquid fuel distribution installation in progress.		
	SPACE:	008 - SITE - WEST	SUBJECT: 5/8/24 at 2:25 PM
	CATEGORY:	Liquid Fuel Distribution	REFERENCE: 335000

# Site Visit - Construction Observation

DATE: 5/8/2024  
 VISIT NAME: Construction Progress Site Visit  
 REPORT NO: 022


ITEM	REMARKS	DISCUSSION	PHOTO
022-158	Liquid fuel distribution installation in progress.		
	SPACE:	008 - SITE - WEST	SUBJECT: 5/8/24 at 2:26 PM
	CATEGORY:	Liquid Fuel Distribution	REFERENCE: 335000


ITEM	REMARKS	DISCUSSION	PHOTO
022-159	Bus fueling station canopy foundation column installation in progress.		
	SPACE:	008 - SITE - WEST	SUBJECT: 5/8/24 at 2:26 PM
	CATEGORY:	Cast in Place Concrete	REFERENCE: 033000


ITEM	REMARKS	DISCUSSION	PHOTO
022-160	Bus fueling station canopy foundation column installation in progress.		
	SPACE:	008 - SITE - WEST	SUBJECT: 5/8/24 at 2:26 PM
	CATEGORY:	Cast in Place Concrete	REFERENCE: 033000

# Site Visit - Construction Observation

DATE: 5/8/2024  
 VISIT NAME: Construction Progress Site Visit  
 REPORT NO: 022

ITEM	REMARKS	DISCUSSION	PHOTO
022-161	Earthwork installation in progress		
	SPACE:	008 - SITE - WEST	SUBJECT: 5/8/24 at 2:27 PM
	CATEGORY:	Earthwork	REFERENCE: 312000


ITEM	REMARKS	DISCUSSION	PHOTO
022-162	Bus fueling station canopy foundation column installation in progress.		
	SPACE:	008 - SITE - WEST	SUBJECT: 5/8/24 at 2:27 PM
	CATEGORY:	Cast in Place Concrete	REFERENCE: 033000


ITEM	REMARKS	DISCUSSION	PHOTO
022-163	Liquid fuel distribution installation in progress. Concrete pad for above ground fuel tanks installation in progress		
	SPACE:	008 - SITE - WEST	SUBJECT: 5/8/24 at 2:27 PM
	CATEGORY:	Liquid Fuel Distribution	REFERENCE: 335000




## Site Visit - Construction Observation

DATE: 5/8/2024  
 VISIT NAME: Construction  
 Progress Site Visit  
 REPORT NO: 022


ITEM	REMARKS	DISCUSSION	PHOTO
022-164	Concrete pad for above ground fuel tanks installation in progress		
	SPACE:	008 - SITE - WEST	SUBJECT: 5/8/24 at 2:28 PM
	CATEGORY:	Cast in Place Concrete	REFERENCE: 033000


ITEM	REMARKS	DISCUSSION	PHOTO
022-165	Concrete pad for above ground fuel tanks installation in progress		
	SPACE:	008 - SITE - WEST	SUBJECT: 5/8/24 at 2:28 PM
	CATEGORY:	Cast in Place Concrete	REFERENCE: 033000

ITEM	REMARKS	DISCUSSION	PHOTO
022-166	Concrete pad for above ground fuel tanks installation in progress. Ensure control joint are cut deep enough per specifications to control cracking.		
	SPACE:	008 - SITE - WEST	SUBJECT: 5/8/24 at 2:29 PM
	CATEGORY:	Cast in Place Concrete	REFERENCE: 033000

# Site Visit - Construction Observation


DATE: 5/8/2024  
 VISIT NAME: Construction  
 Progress Site Visit  
 REPORT NO: 022


ITEM	REMARKS	DISCUSSION	PHOTO				
022-167	Liquid fuel distribution installation in progress.						
				SPACE:	008 - SITE - WEST	SUBJECT:	5/8/24 at 2:30 PM
				CATEGORY:	Liquid Fuel Distribution	REFERENCE:	335000


ITEM	REMARKS	DISCUSSION	PHOTO				
022-168	Head wall and erosion control stone installation in progress.						
				SPACE:	008 - SITE - WEST	SUBJECT:	5/8/24 at 2:31 PM
				CATEGORY:	Storm Sewage System	REFERENCE:	334113

# Site Visit - Construction Observation

DATE: 5/8/2024  
 VISIT NAME: Construction  
 Progress Site Visit  
 REPORT NO: 022


ITEM	REMARKS	DISCUSSION	PHOTO
022-169	Steel pipe concrete filled bollard installation in progress at the above ground fuel tanks.		
	SPACE:	008 - SITE - WEST	SUBJECT: 5/8/24 at 2:31 PM
	CATEGORY:	Liquid Fuel Distribution	REFERENCE: 335000


ITEM	REMARKS	DISCUSSION	PHOTO
022-170	Earthwork installation in progress		
	SPACE:	008 - SITE - WEST	SUBJECT: 5/8/24 at 2:32 PM
	CATEGORY:	Earthwork	REFERENCE: 312000


ITEM	REMARKS	DISCUSSION	PHOTO
022-171	Plumbing material currently stored on site.		
	SPACE:	008 - SITE - WEST	SUBJECT: 5/8/24 at 2:32 PM
	CATEGORY:	Plumbing Piping and Valves	REFERENCE: 221000

## Site Visit - Construction Observation

DATE: 5/8/2024  
 VISIT NAME: Construction  
 Progress Site Visit  
 REPORT NO: 022


ITEM	REMARKS	DISCUSSION	PHOTO
022-172	Plumbing material currently stored on site.		
	SPACE:	008 - SITE - WEST	SUBJECT: 5/8/24 at 2:33 PM
	CATEGORY:	Plumbing Piping and Valves	REFERENCE: 221000


ITEM	REMARKS	DISCUSSION	PHOTO
022-173	Unit masonry currently being stored on site. Ensure unit masonry is delivered, stored, and handled per specification section 042000 1.8.		
	SPACE:	005 - SITE - NORTH	SUBJECT: 5/8/24 at 2:34 PM
	CATEGORY:	Unit Masonry	REFERENCE: 042000


ITEM	REMARKS	DISCUSSION	PHOTO
022-174	Unit masonry currently being stored on site. Ensure unit masonry is delivered, stored, and handled per specification section 042000 1.8.		
	SPACE:	005 - SITE - NORTH	SUBJECT: 5/8/24 at 2:34 PM
	CATEGORY:	Unit Masonry	REFERENCE: 042000

# Site Visit - Construction Observation

DATE: 5/8/2024  
 VISIT NAME: Construction  
 Progress Site Visit  
 REPORT NO: 022


ITEM	REMARKS	DISCUSSION	PHOTO
022-175	Unit masonry currently being stored on site. Ensure unit masonry is delivered, stored, and handled per specification section 042000 1.8.		
	SPACE:	005 - SITE - NORTH	SUBJECT: 5/8/24 at 2:35 PM
	CATEGORY:	Unit Masonry	REFERENCE: 042000


ITEM	REMARKS	DISCUSSION	PHOTO
022-177	Electrical materials currently stored on site. Ensure all materials are properly delivered, stored, and handled per specifications.		
	SPACE:	005 - SITE - NORTH	SUBJECT: 5/8/24 at 2:36 PM
	CATEGORY:	Electrical	REFERENCE: 260000


ITEM	REMARKS	DISCUSSION	PHOTO
022-178	Electrical materials currently stored on site. Ensure all materials are properly delivered, stored, and handled per specifications.		
	SPACE:	005 - SITE - NORTH	SUBJECT: 5/8/24 at 2:37 PM
	CATEGORY:	Electrical	REFERENCE: 260000

## Site Visit - Construction Observation

DATE: 5/8/2024  
 VISIT NAME: Construction  
 Progress Site Visit  
 REPORT NO: 022


ITEM	REMARKS	DISCUSSION	PHOTO				
022-179	Materials currently stored on site. Ensure all materials are properly delivered, stored, and handled per specifications.						
				SPACE:	005 - SITE - NORTH	SUBJECT:	5/8/24 at 2:37 PM
				CATEGORY:	Material Storage	REFERENCE:	000000


ITEM	REMARKS	DISCUSSION	PHOTO				
022-180	Materials currently stored on site. Ensure all materials are properly delivered, stored, and handled per specifications.						
				SPACE:	005 - SITE - NORTH	SUBJECT:	5/8/24 at 2:38 PM
				CATEGORY:	Cast in Place Concrete	REFERENCE:	033000

ITEM	REMARKS	DISCUSSION	PHOTO				
022-181	Unit masonry currently being stored on site. Ensure unit masonry is delivered, stored, and handled per specification section 042000 1.8.						
				SPACE:	005 - SITE - NORTH	SUBJECT:	5/8/24 at 2:38 PM
				CATEGORY:	Unit Masonry	REFERENCE:	042000

# Site Visit - Construction Observation

DATE: 5/8/2024  
 VISIT NAME: Construction  
 Progress Site Visit  
 REPORT NO: 022

ITEM	REMARKS	DISCUSSION	PHOTO
022-182	Earthwork installation in progress		
	SPACE:	005 - SITE - NORTH	SUBJECT: 5/8/24 at 2:39 PM
	CATEGORY:	Earthwork	REFERENCE: 312000

ITEM	REMARKS	DISCUSSION	PHOTO
022-183	Earthwork installation in progress		
	SPACE:	007 - SITE - EAST	SUBJECT: 5/8/24 at 2:39 PM
	CATEGORY:	Earthwork	REFERENCE: 312000

TO:

Carrie Hooten	Kenton County School District
Kevin Pfefferman	Kenton County School District
Matthew Rigg	Kenton County School District
Brian Vanover	Kenton County School District

COPIES:

Seth Mittle	GRW
David Vaught	GRW
Todd Cantrell	GRW
Mike McReynolds	GRW
Jon Sheppard	GRW
Jim Adams	Facility Commissioning Group
Adolph Zell	Morel Construction
Anthony Berkemeier	Morel Construction