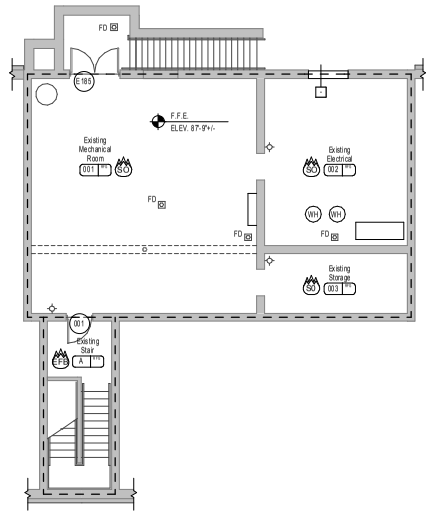

B LOWER LEVEL MECH. ROOM PLAN
1/8" = 1'-0"

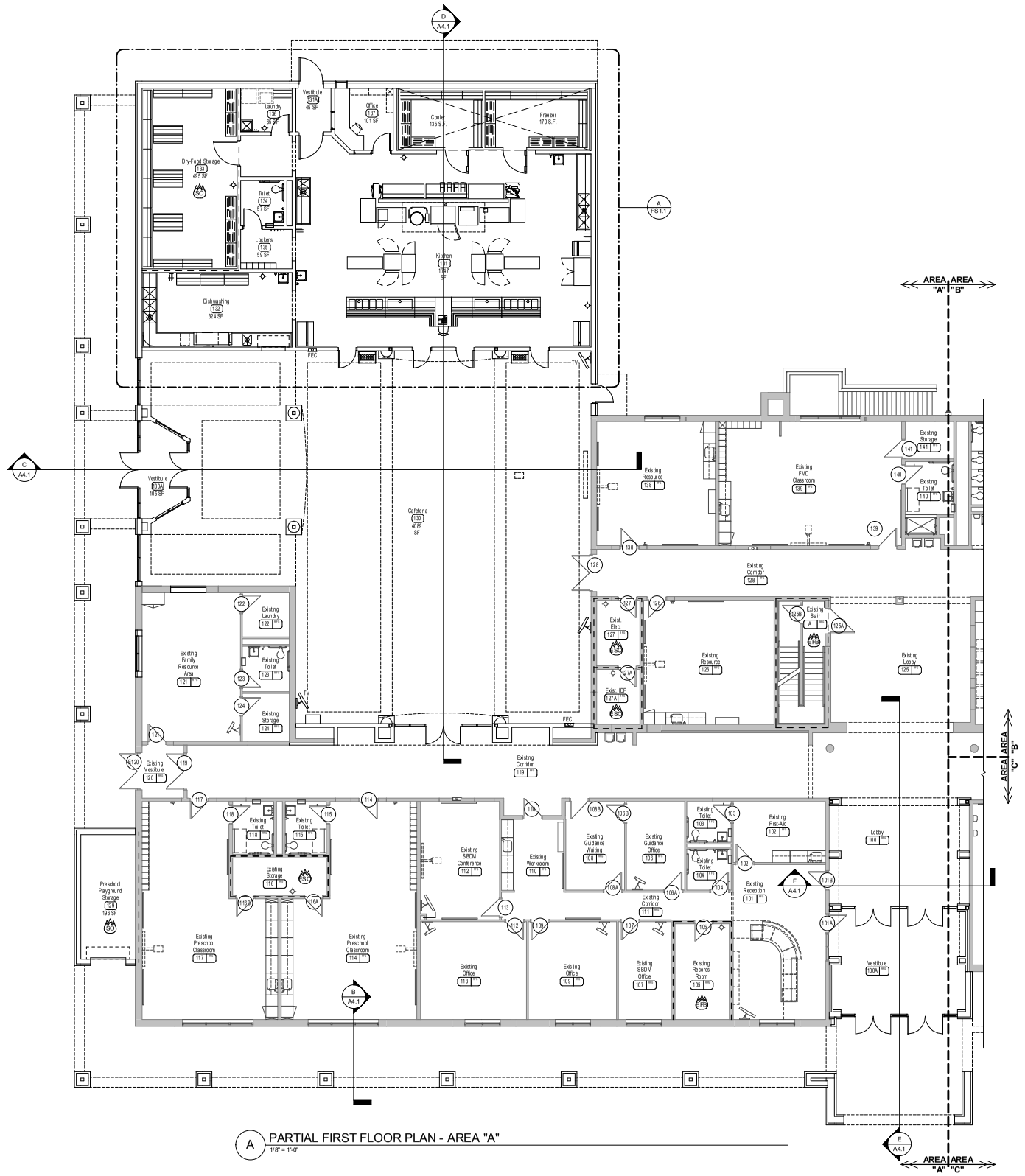

A PARTIAL FIRST FLOOR PLAN - AREA "A"
1/8" = 1'-0"

NEW WORK KEY NOTES

NOTE: NOT ALL KEY NOTES MAY APPLY TO THIS SHEET.

1. LINE OF NEW OR EXIST. GYPSUM BOARD SOFFIT ABOVE. REFER TO REFLECTED CEILING PLANS.
2. LINE OF NEW LINTEL ABOVE (PAINT) REFER TO STRUCT. DRAWINGS.
3. REFER TO SITE DRAWINGS FOR CONC. WALKS, STOOPS, ETC.
4. WALL MTD. INTERACTIVE WHITE BOARD (N.I.C.). REFER TO ELECTRICAL DRAWINGS FOR REQUIREMENTS
5. WALL MOUNTED PROJECTOR FOR ASSOCIATED INTERACTIVE WHITE BOARD. (N.I.C.). REFER TO ELECTRICAL DRAWINGS FOR REQUIREMENTS.
6. PLASTIC LAMINATE COUNTER TOP. REFER TO DETAIL 7/, SHEET A2.2. COORDINATE LOCATION AND SIZES OF GROMMETS WITH OWNER.
7. EXISTING STEEL COLUMN (PAINT). REFER TO STRUCT. DWGS
8. TOOTH-IN NEW MASONRY INFILL TO MATCH EXISTING ADJACENT AREAS. PROVIDE MASONRY INFILL TO MATCH EXISTING MASONRY WIDTH - FIELD VERIFY. PATCH AND REPAIR EXISTING ADJACENT MASONRY FOR "LIKE NEW" APPEARANCE (PAINT).
9. TOOTH-IN NEW CMU AT JAMB AS REQUIRED FOR NEW DOOR AND DR FRAME INSTALLATION. REFER TO ELEVATIONS FOR BRICK REQUIREMENTS WHERE APPLICABLE AT EXTERIOR.
10. NOT USED.
11. CONTRACTOR SHALL FIRE SAFE AND SEAL ALL EXISTING AND NEW PENETRATIONS IN EXISTING WALLS AND/OR WALLS AS REQUIRED TO ACHIEVE RATED CONSTRUCTION AS INDICATED. ALL ABANDONED EXISTING OPENINGS SHALL BE INFILLED AS REQUIRED TO ACHIEVE RATING AS INDICATED.
12. CMU FACE TO ALIGN.
13. AT ALL NEW MASONRY CONSTRUCTION, CONTRACTOR TO PROVIDE STACK BOND MASONRY TO MATCH EXISTING MASONRY.
14. EXISTING CONC. COLUMN TO RECEIVE NEW FINISH....
15. LINE OF EXIST. EXTERIOR ALUM. CANOPY ABOVE
16. LINE OF NEW EXTERIOR ALUM. CANOPY OR WALKWAY COVER ABOVE
17. NEW MECH. EQUIP. REFER TO MECHANICAL DRAWINGS.
18. TUCK POINT ANY CRACKS IN EXISTING MASONRY WALL
19. PROVIDE WINDOW BLINDS. REFER TO SPECIFICATIONS.
20. LINE OF RESILIENT TRANSITION STRIP.
21. -
22. -
23. -
24. -
25. -
26. -
27. -
28. -
29. -
30. -
31. -
32. -
33. -
34. -
35. -
36. -
37. -
38. -
39. -
40. -
41. -
42. -

SYMBOL LEGEND

- 101 — ROOM NUMBER (SHEETS A1.1 - A1.5)
- 101 / A — ROOM FINISH GROUPS (SCHEDULE SHT. A8.1)
- 100D — DOOR NUMBER (SCHEDULE, SHEET A6.1)
- 1 — WALL TYPE (SHEET A8.1)
- A — WINDOW TYPE ELEVATIONS (SHEET A5.1)
- 1K — TOILET ACCESSORY (SCHEDULE, SHEET A2.2)
- 1EX — EXISTING FIRE EXTINGUISHER

WALL / PARTITION DESIGNATION:

FB2	-	2HR FIRE-RATED BARRIER
FB1	-	1HR FIRE-RATED BARRIER
EFB	-	EXISTING FIRE BARRIER
SO	-	UNRATED INCIDENTAL USE SEPARATION PARTITION
ESO	-	EXISTING UNRATED INCIDENTAL USE SEPARATION PARTITION

- NEW WALL, REFER TO WALL PARTITION TYPES
- EXISTING CONSTRUCTION TO BE REMOVED
- EXISTING CONSTRUCTION TO REMAIN
- NEW DOOR AND/OR FRAME
- EXISTING DOOR AND/OR FRAME (AND ADJACENT CMU.) TO BE REMOVED
- EXISTING DOOR AND/OR FRAME TO REMAIN

KEY PLAN

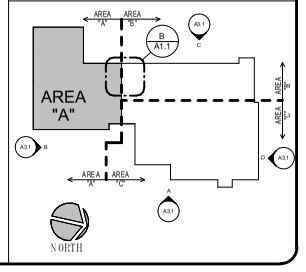

RENOVATION TO RADCLIFF ELEMENTARY - PHASE 3

HARDIN COUNTY BOARD OF EDUCATION
RADCLIFF, KENTUCKY

PARTIAL FIRST FLOOR PLAN - AREA "A" AND DETAILS

Sherman · Carter · Barnhart PSC
ARCHITECTURE • INTERIORS • LANDSCAPE ARCHITECTURE • CIVIL ENGINEERING
100 MALLARD CREEK RD • SUITE 151 • LOUISVILLE, KY 40207-5133 • PHONE: 502.721.6100 • FAX: 502.721.6111

JOB NO.	1034
DATE	JULY 22, 2010
DRAWN	AJG
CHECKED	-

COPYRIGHT © 2010
SHERMAN / CARTER / BARNHART, PSC

REVISIONS

SHEET

A1.1