

Bass Fishing State Championship Analysis

Presented by Kentucky Bass Fishing Coaches Association

Based on data from the KHSAA website.

May 5, 2024




Table of Contents

Introduction	3
KHSAA Bass Fishing Regional Alignment	4
KHSAA State Championship Data	5
Past State Champions by Region	5
Past State Champions by School	5
Top 4 Finishers by Region (all schools)	6
Top 4 Finishers by School (with more than a single appearance)	7
Top Finishes by Boat Captains	8
Travel Data	9
Regional Qualifiers Mileage Comparison	10
Total Miles Driven	11
Lake Knowledge	12
Coaches Association Survey Results	13
What Region is your school in?	13
Do you support rotating the state championship?	14
Why do you feel it's important to rotate lakes?	14
What is your role?	15
Survey Comments	16
Raw Data	18
State Championship Data	18
Regional Qualifiers Mileage Data	19

Introduction

The Kentucky High School Bass Fishing Coaches Association was founded to promote the sport of bass fishing in the state, while also advocating for a fair and level playing field, both from a competition standpoint and a financial standpoint.

The coaches association maintains a master tournament schedule providing a central point for coaches to view events, an email distribution group, as well as hosts an annual coaches/anglers clinic with a boater safety class and fishing education sessions.

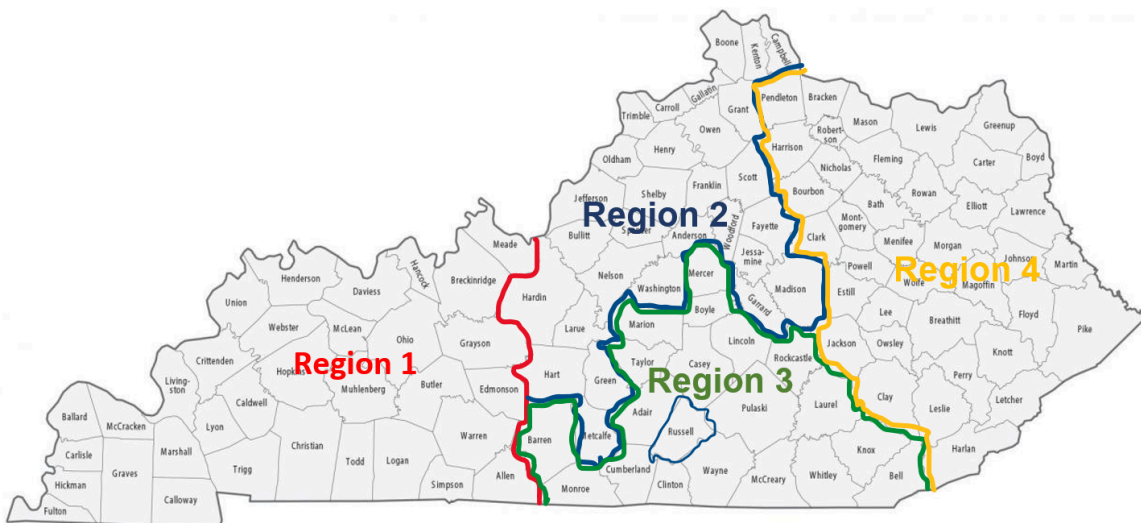
Our surveys in the past have indicated the majority of the coaches in the state favor a rotation of the state championship on the grounds of competitive advantage as well as, and for some schools, more importantly, financial reasons.

In response to this, we researched using the data collected from the KHSAA website for the past 10 state championships. The dataset consisted of the top 4 finishers each year, their finishing place, their school, the region they were in, as well the boat captain. NOTE: Starting in 2022, the boat captain was not listed in KHSAA documents. We were able to obtain the boat captains for all but Russell Co (2022 2nd place), Thomas Nelson (2022 4th place).

Data from the 2024 regional tournaments was used as a basis for determining travel mileage for those schools who have qualified for the state championship.

Also included in this research is a survey conducted this spring by the coaches association. This survey was sent to our coaches distribution list and the coaches were asked to reach out to their teams. 181 responses were collected.

KHSAA Bass Fishing Regional Alignment



REGION 1 – Allen County-Scottsville, Apollo, Breckinridge County, Butler County, Calloway County, Christian County, Dawson Springs, Edmonson County, Franklin-Simpson, Graves County, Grayson County, Greenwood, Hancock County, Henderson County, Hopkins County Central, Hopkinsville, Livingston Central, Logan County, Marshall County, McCracken County, Meade County, Muhlenberg County, Ohio County, South Warren, Trigg County, Trinity (Whitesville), Union County, Warren East

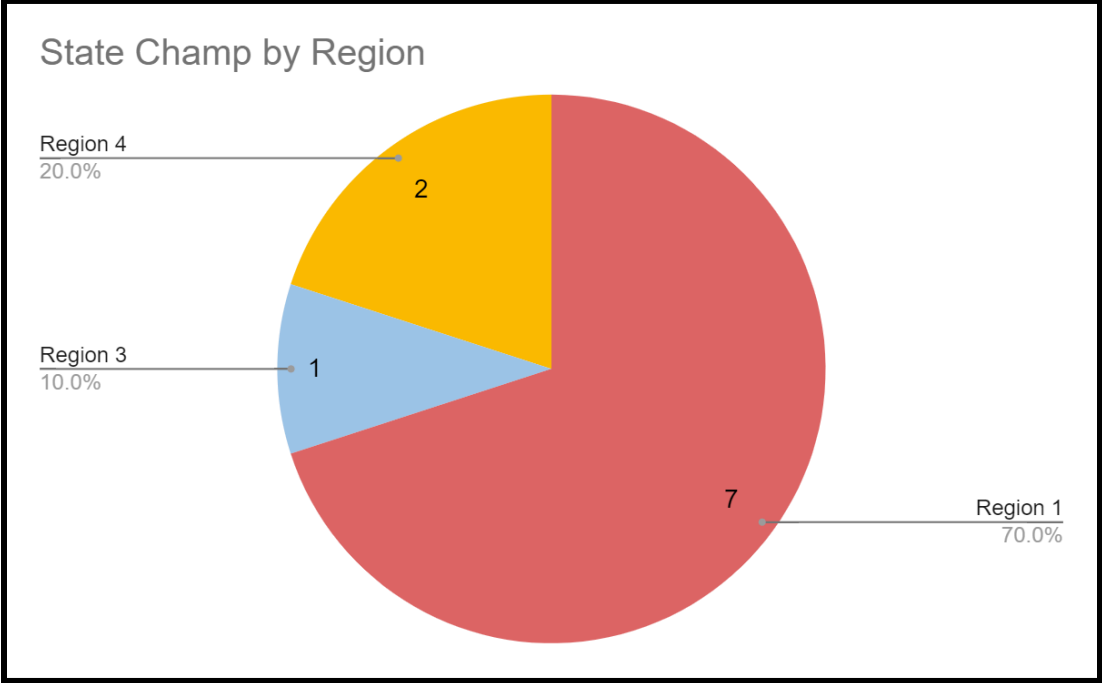
REGION 2 – Anderson County, Bethlehem, Bishop Brossart, Bryan Station, Bullitt Central, Bullitt East, Burgin, Carroll County, Central Hardin, Christian Academy-Louisville, Clinton County, Collins, Covington Catholic, DeSales, East Jessamine, Elizabethtown, Fairdale, Franklin County, Garrard County, Grant County, Great Crossing, Green County, Hart County, Henry Clay, Lafayette, LaRue County, Madison Central, Madison Southern, Metcalfe County, Nelson County, North Bullitt, North Hardin, North Oldham, Notre Dame, Oldham County, Owen County, Paul Laurence Dunbar, Russell County, Scott County, Shelby County, Simon Kenton, Spencer County, St. Xavier, Tates Creek, Thomas Nelson, Trinity (Louisville), Trinity Christian, Walton-Verona, Washington County, West Jessamine, Western Hills, Woodford County

REGION 3 – Barbourville, Barren County, Boyle County, Campbellsville, Casey County, Corbin, Cumberland County, Danville, Danville Christian, Knox Central, Lincoln County, Lynn Camp, Marion County, Mercer County, Middlesboro, Monroe County, North Laurel, Pulaski County, Rockcastle County, Somerset, South Laurel, Southwestern, Taylor County, Wayne County, Whitley County

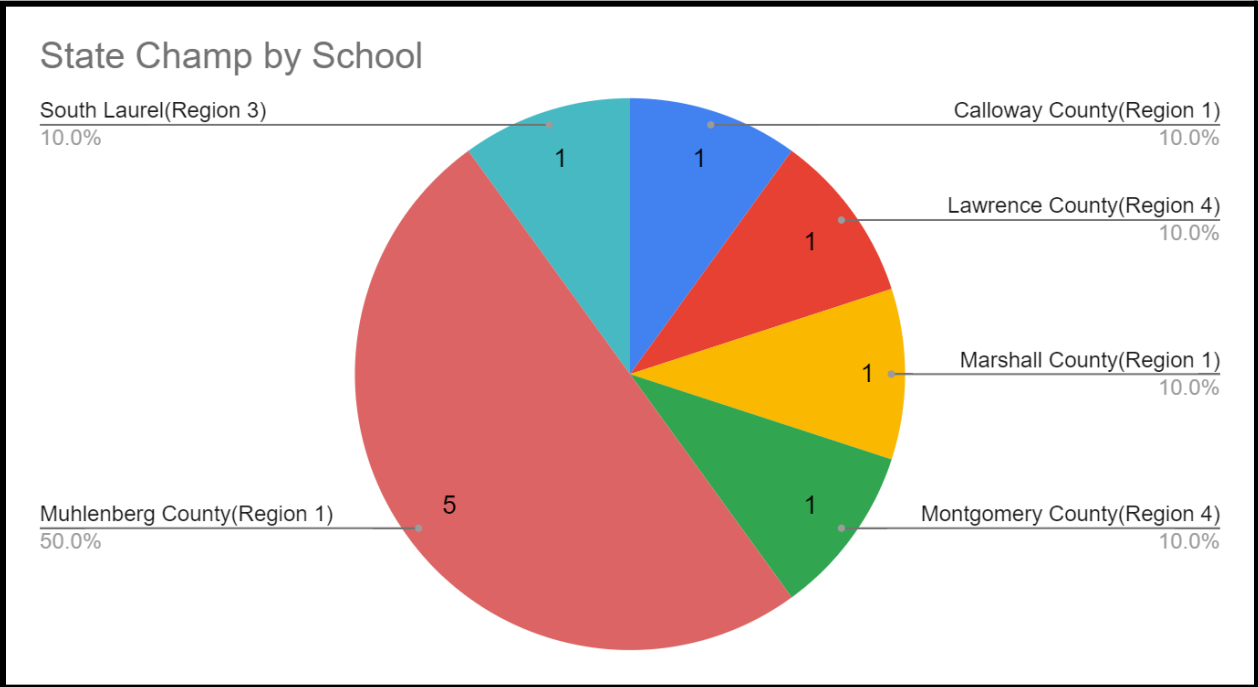
REGION 4 – Bath County, Bourbon County, Boyd County, Breathitt County, Clay County, Cordia, East Carter, East Ridge, Estill County, Fleming County, Floyd Central, George Rogers Clark, Greenup County, Harlan County, Hazard, Jackson City, Jackson County, Jenkins, Johnson Central, Knott County Central, Lawrence County, Lee County, Martin County, Montgomery County, Morgan County, Oneida Baptist Institute, Paintsville, Perry County Central, Pike County Central, Powell County, Raceland, Rowan County, Russell, Shelby Valley, West Carter, Wolfe County

KHSAA State Championship Data

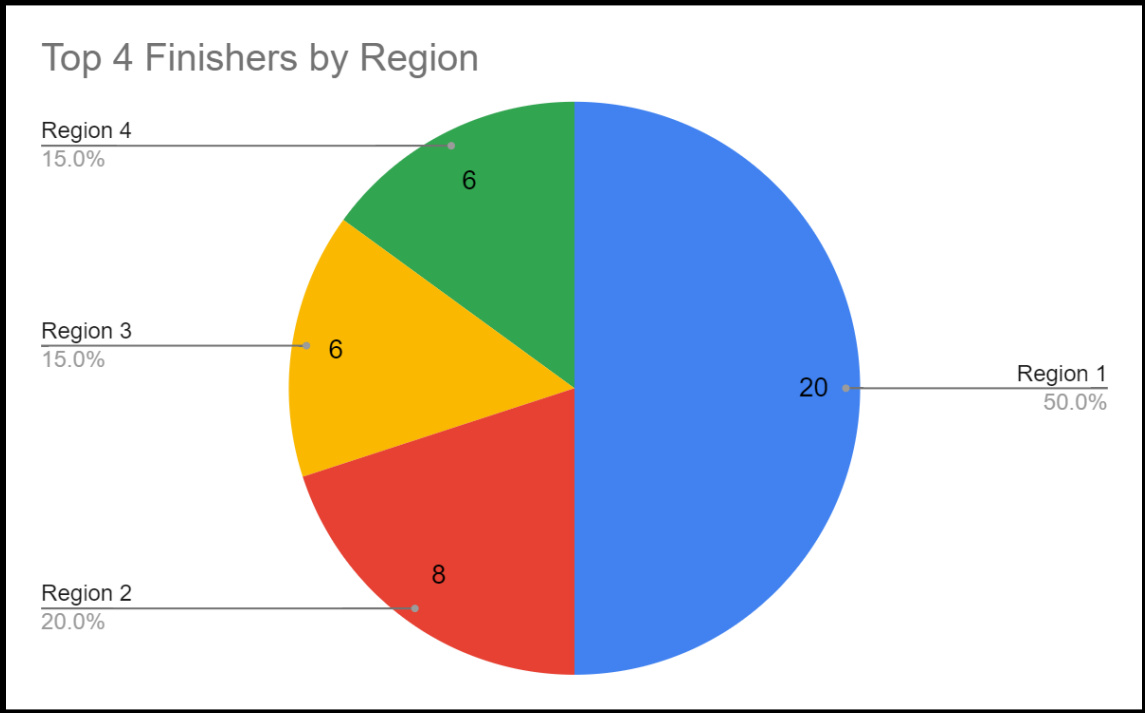
Past State Champions by Region



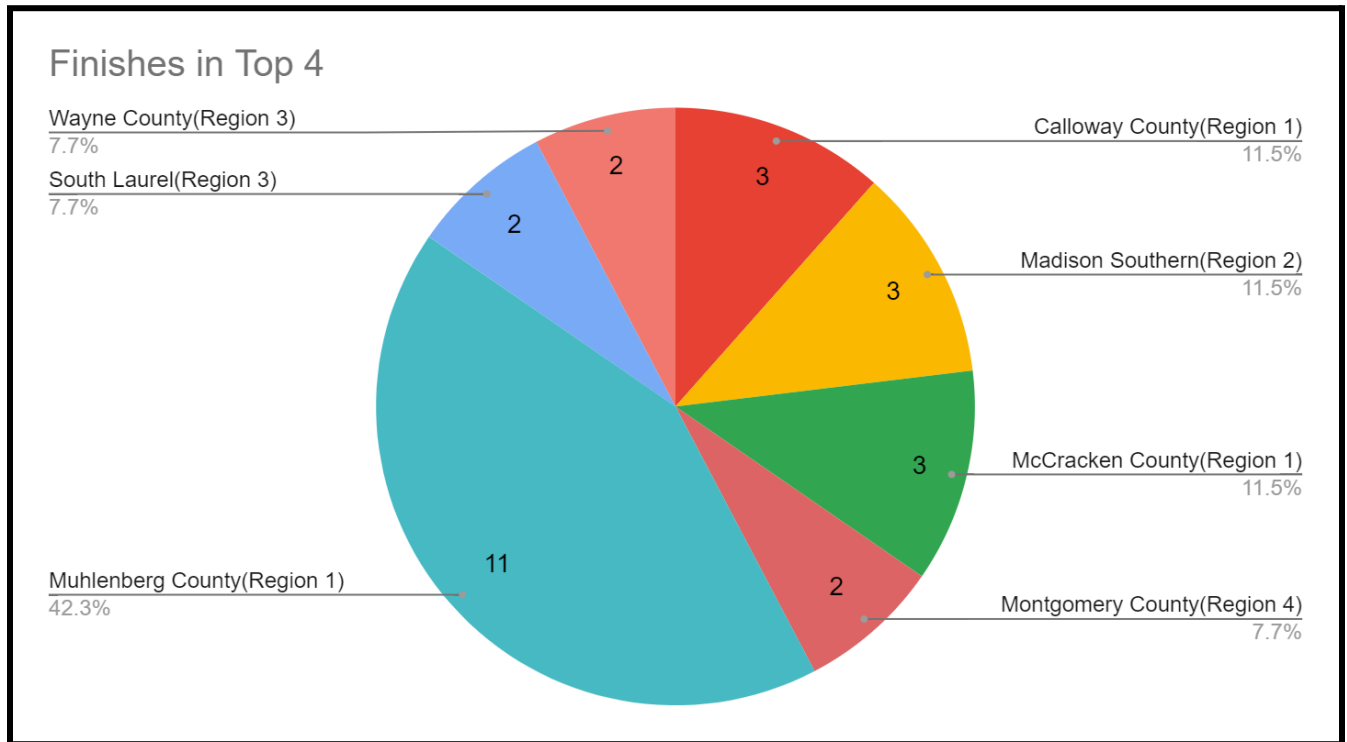
Past State Champions by School



Top 4 Finishers by Region (all schools)



Top 4 Finishers by School (with more than a single appearance)

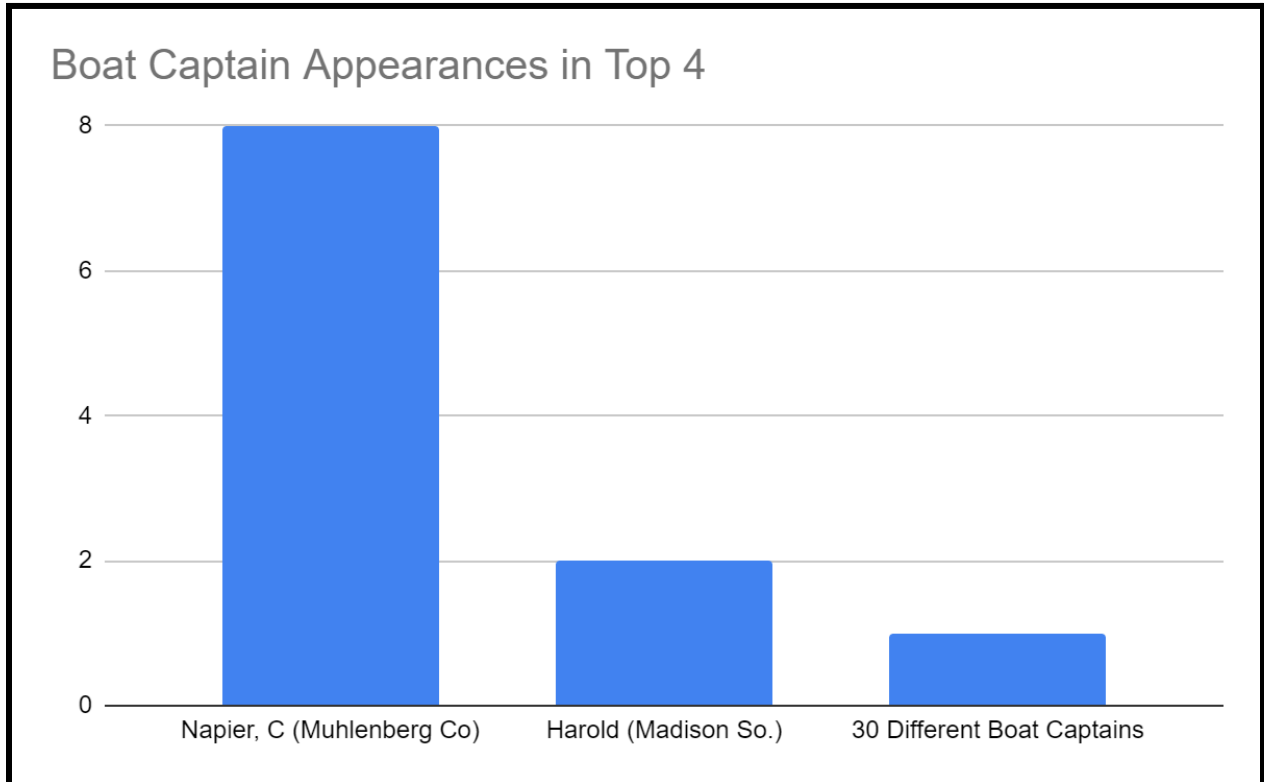


Note: Schools with only a single finish(14) in the top four were excluded.

Top Finishes by Boat Captains

After reviewing the data on boat captains, one name appeared significantly more than others. Cody Napier is the head coach at Muhlenberg County. As the head coach, it is not unexpected that he would also be a boat captain every year, hence increasing his chances.

The data reflects that a boat captained by Cody Napier finished in the Top 4 in 8 out of the 10 championships. Of those 8 Top 4 finishes, 4 were State Champion winners.



NOTE: The KHSAA stopped listing boat captains starting in 2022. We were able to obtain all but 2 boat captains through contacting the coach of the school.

Travel Data

Qualifying teams by Region:

It's important to note that Region 2 is the largest region, with the most qualifiers, hence the total mileage numbers for Region 2 will be larger strictly based on the number of teams qualifying.

Qualifying Boats: Region 1 - 22, Region 2 - 37, Region 3 - 17, Region 4 - 16

Using the 2024 regional championships lakes as a baseline address for each region, drive times and mileage to Kentucky Dam Village are calculated using Google Maps. **NOTE: All mileage data is single direction.**

Region	Distance from regional lake to Ky Dam Village	Regional Host Lake	Drive time	Regional Champion	Distance from school	Drive Time
1	13.7	Lake Barkley	19 mins	Marshall County	7.2	10min
2	230	Lake Cumberland	3hr 25min	Madison Southern	253	4hr 5min
3	198	Green River Lake	3hr 1 min	North Laurel	281	4hr 9min
4	237	Herrington Lake	3hr 29 min	Jackson County	278	4hr 39min

There were 3 schools from Region 4 who have qualified for the state championship that stood out:

Johnson Central High School - 5 teams

Located **350** miles, with a drive time of **5hr 20min** from the school, to Kentucky Dam Marina.

Harlan County High School - 1 team

Located **357** miles, with a drive time of **5hr 38min** from the school, to Kentucky Dam Marina.

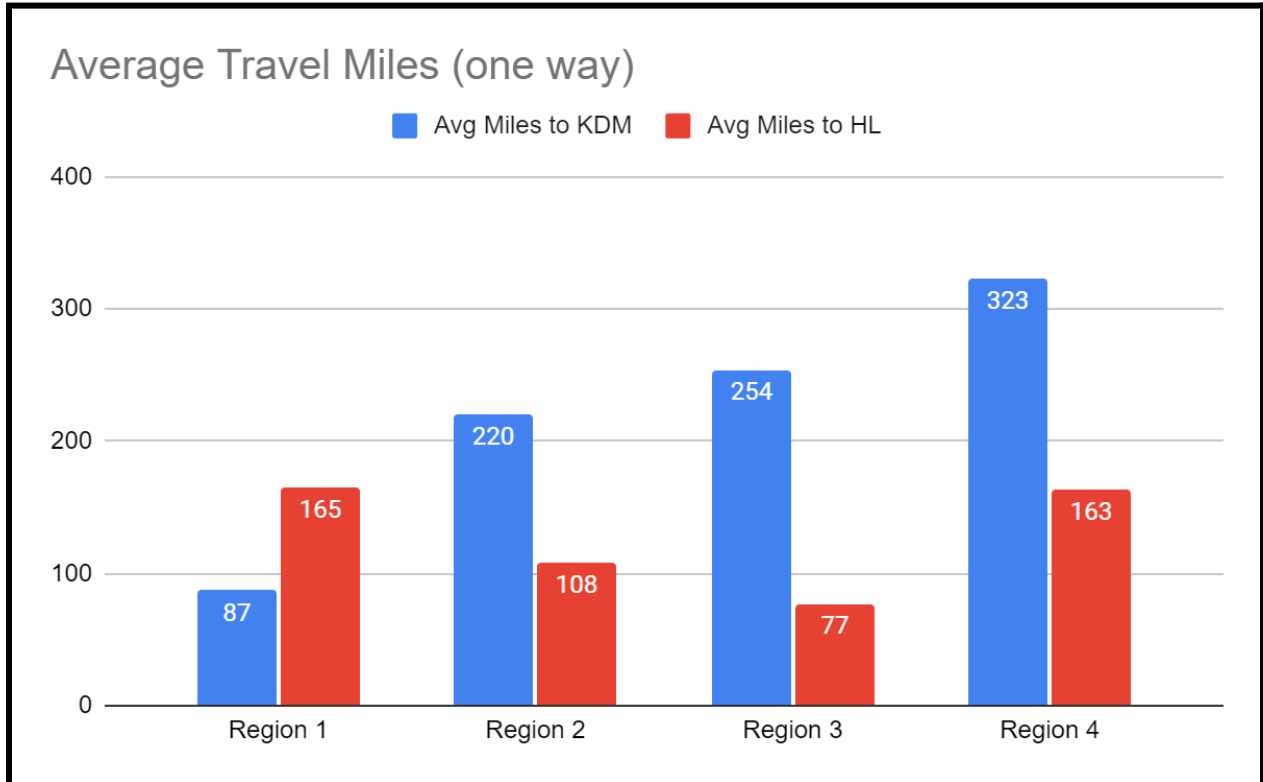
Jenkins High School - 1 team

Located **384** miles, with a drive time of **6hr 8min** from the school, to Kentucky Dam Marina.

For reference, the Region 1 school which is the furthest away from Kentucky Dam Village is Meade County High School. They are **164** miles with a drive time of **2hr** and **46min**.

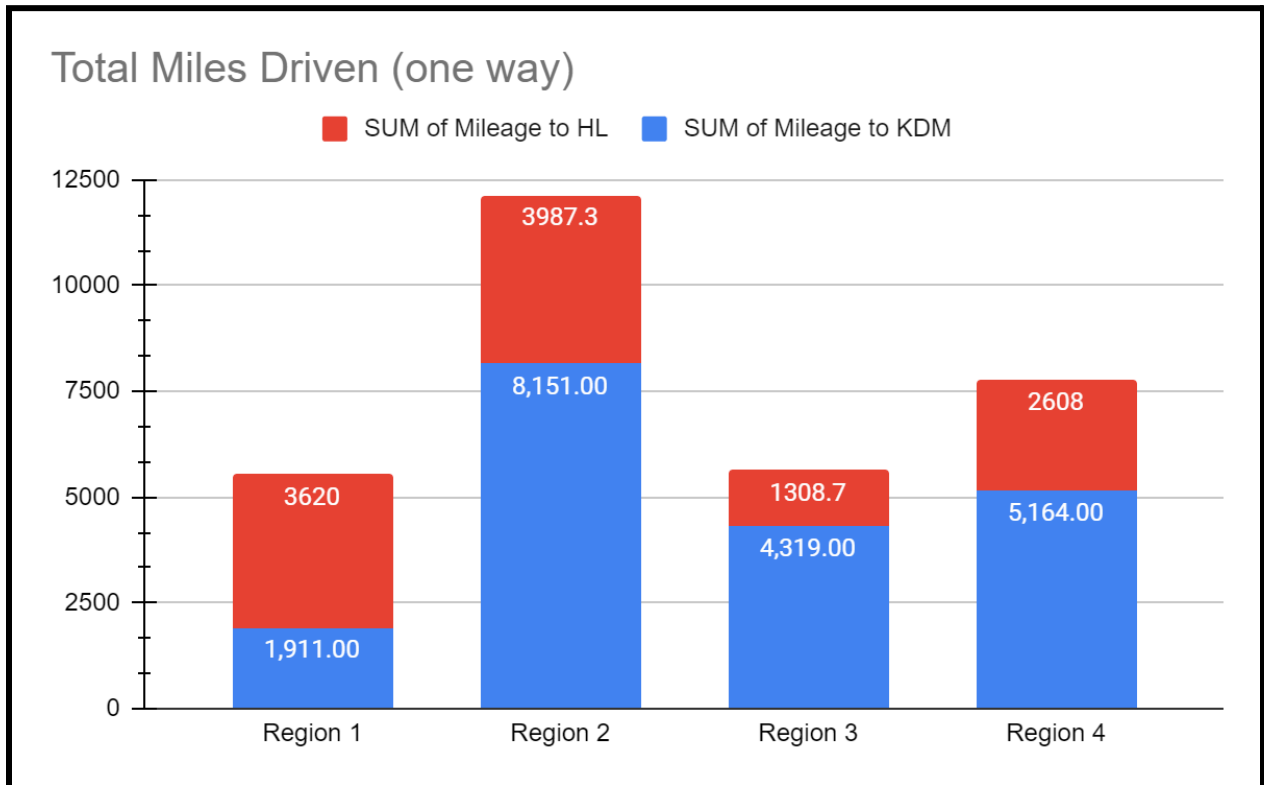
Regional Qualifiers Mileage Comparison

Based on the 2024 State Championship qualifiers from each region, the following chart displays the average distance for each region to Kentucky Dam Marina (KDM). Halcomb's Landing(HL) at Lake Cumberland, a mid-state lake, is used for comparison.



Total Miles Driven

Based on the 2024 State Championship qualifiers from each region, the following chart displays the total miles for each region to Kentucky Dam Marina (KDM). Halcomb's Landing(HL) at Lake Cumberland, a mid-state lake, is used for comparison.



Lake Knowledge

It is widely known that knowledge of a lake is one of the most important factors in fishing. Lake knowledge is gained by spending time on the lake.

No matter the hosting lake, there will be teams that have a proximity advantage. Rotating lakes provide more teams this opportunity.

The following is an example of how important the proximity to the hosting lake is.

During the Day 2 weigh-in portion of the 2023 State Championship, an angler from McCracken Co. was interviewed.

You can find the video here: <https://www.nfhsnetwork.com/events/khsaa/evtd1ca77804b>

The following transcript starts at 1:40:24

“Huge shout out to my boat captain Hunter Valerius. That is that man’s older brother right there (pointing to his co-angler). He’s a stud. Stayed on ‘em this week while we were in school...and ahhh...Huge shout out to my partner also, he’s been on ‘em real good all week and, a, kinda carried me this event.”

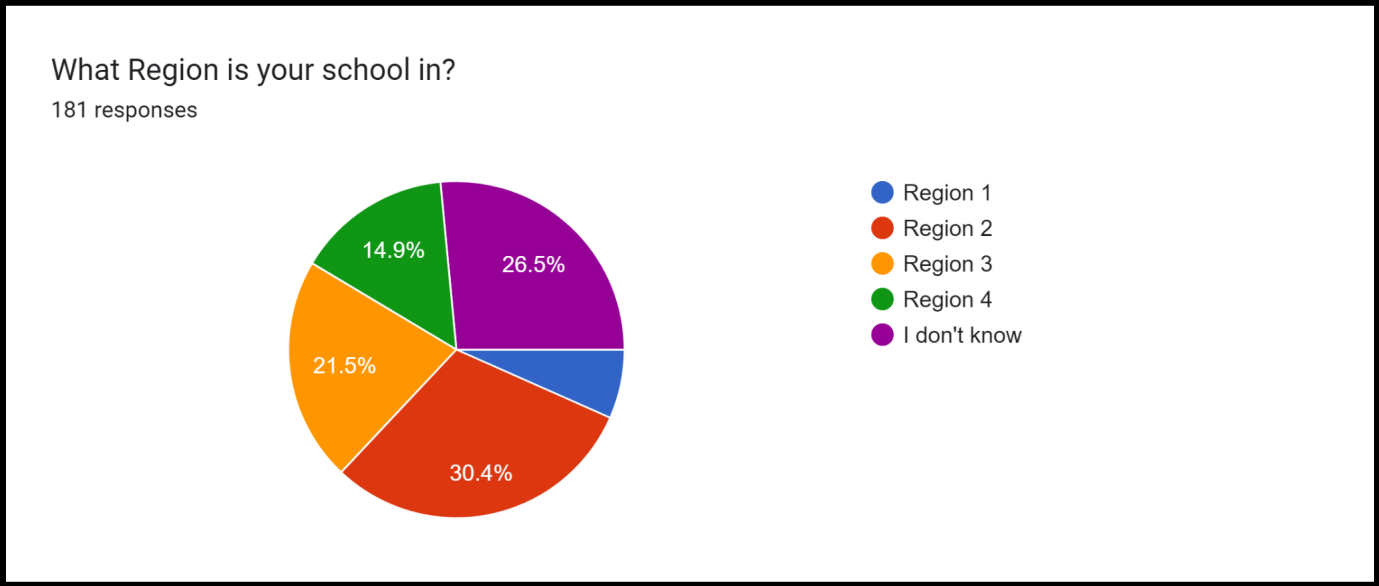
Coaches Association Survey Results

This spring, the coaches association sent a 4 question survey to the coaches and asked them to forward the survey to their administrators, assistant coaches, boat captains, student anglers, parents, and fans of fishing.

We collected 181 responses.

A quick review of the data shows that an overwhelming majority of those who responded are in favor of rotating the state championship.

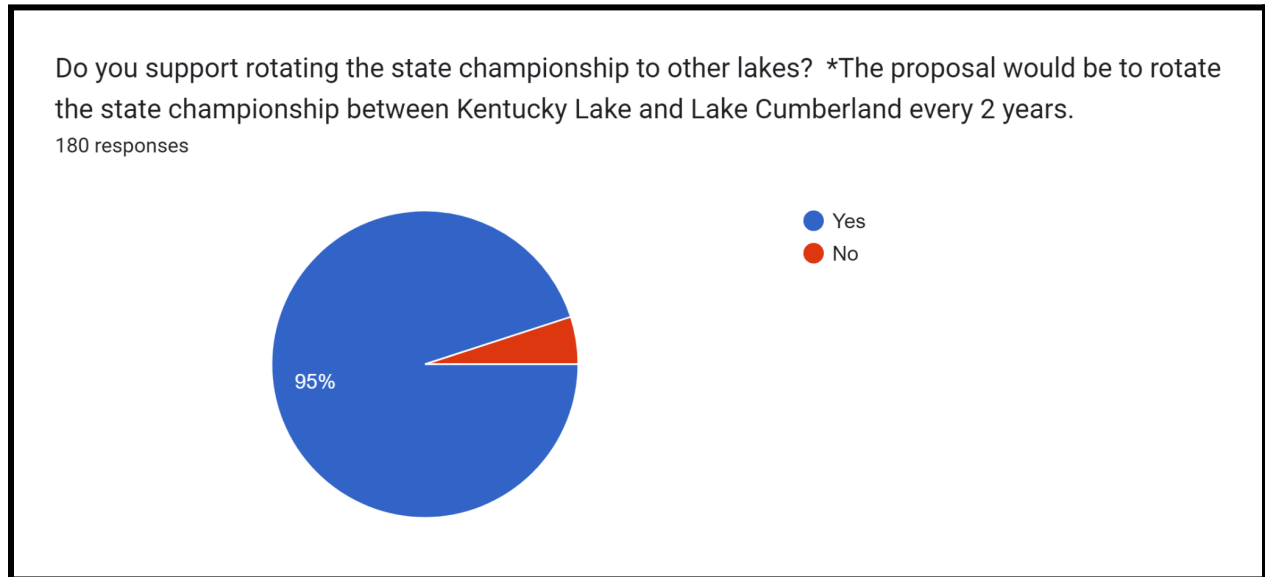
What Region is your school in?



Responses:

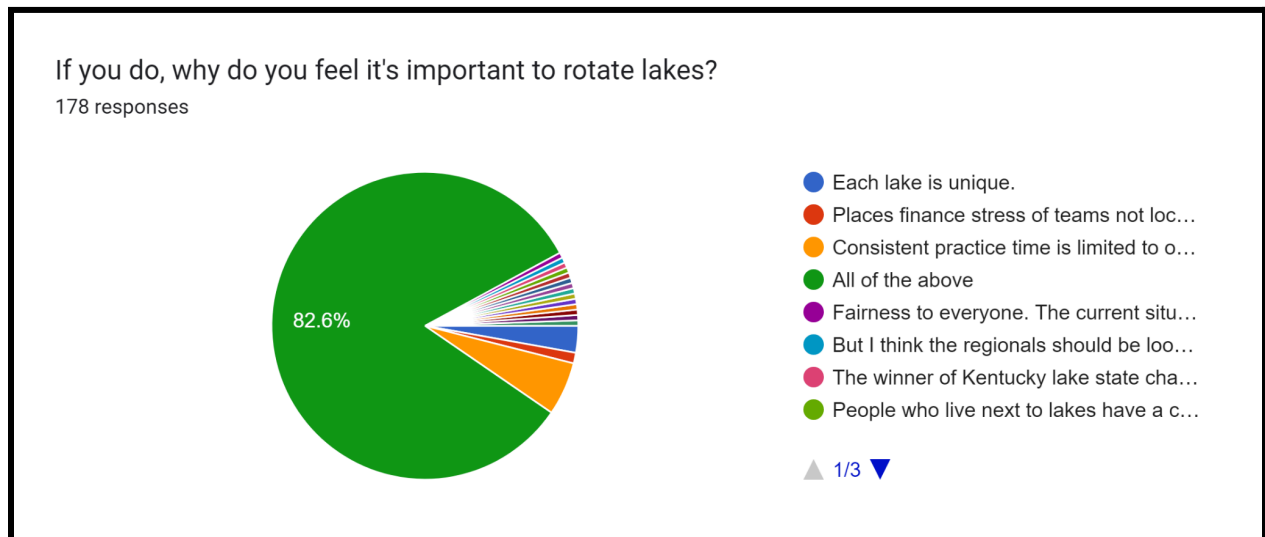
- Region 1: 12
- Region 2: 55
- Region 3: 39
- Region 4: 27
- I don't know: 48

Do you support rotating the state championship?



Yes: 171 No: 8

Why do you feel it's important to rotate lakes?

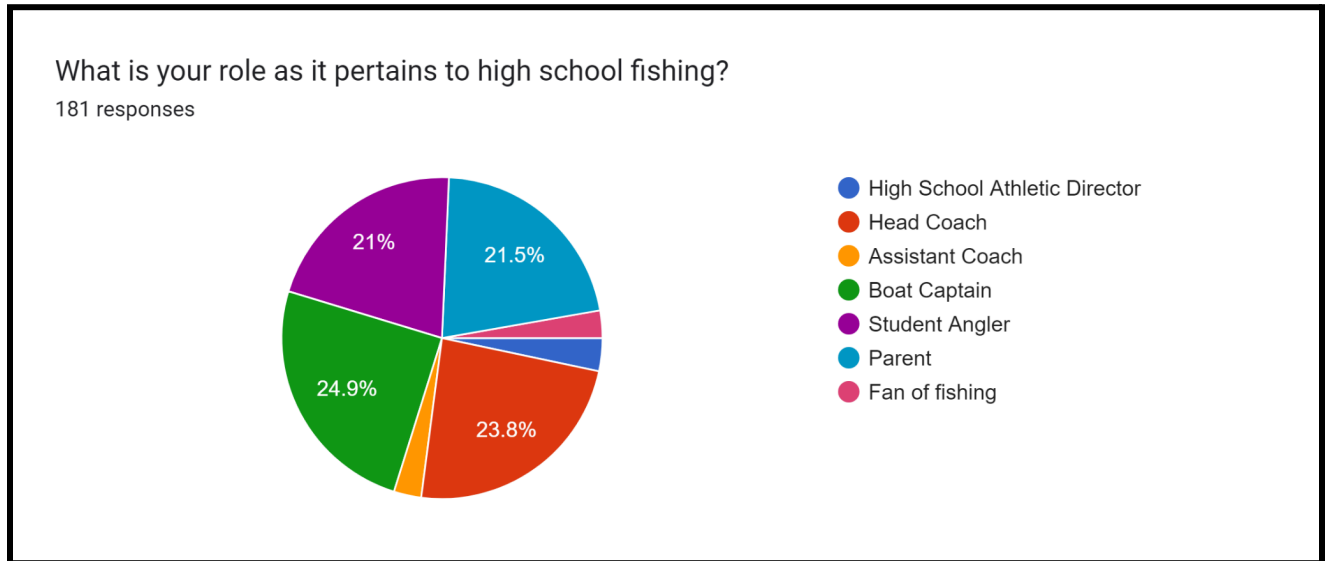


The responses to choose from and the # of responses in (>):

- Each lake is unique(5)
- Places finance stress of teams not located near the lake (2)
- Consistent practice time is limited to only schools close to the lake (10)
- All of the above (147)
- Other (14) - this was a free form field.

All responses for Other can be found in the [Survey Comments](#) section.

What is your role?



Responses:

- High School Athletic Director: 6
- Head Coach: 43
- Assistant Coach: 5
- Boat Captain: 45
- Student Angler: 38
- Parent: 39
- Fan of fishing: 5

Survey Comments

Of the free-form Other field, there were 5 responses that were opposed to the rotation. I've denoted those in *italics*.

If you do, why do you feel it's important to rotate lakes?

Other (free form):

Fairness to everyone. The current situation is totally one sided

But I think the regionals should be looked at due to the cost . And some schools don't have resources to travel with teams .

The winner of Kentucky lake state championship is won by the local guys. The coach is a guide that is not fair for the coach to be a guide and boat captain the teams. Different lakes will make it more fair. Also if a coach is a guide hr should not be allowed to boat captain on the lake he guides on the kids already have a advantage

People who live next to lakes have a competitive advantage over teams whom live 2 hrs away

Kentucky lake is better fishing.

Rotating provides equality for teams. Teams at Ky Lake always win because theyre on that lake constantly. Teams from central & Eastern Ky don't have the opportunity to be involved in any tournaments on Ky Lake due to how far away it is. Hosting in Central Ky area matches other sports. It's why football & basketball are in Lexington. Equal distance for most schools.

If going rotate the lakes for state I think should also do it for regional too!!

I think its important for the anglers to demonstrate ability to fish different types of lakes. Also, it gives those on the eastern side of the state a more familiar option as compared to Kentucky Lake.

Kentucky Lake is bigger, has better fish and can get more competition between bags

Kentucky lake is better

I have ran the KY Team Trail and participated competitively in fishing for years. Every trail moves the "classic" around for several reasons. In eastern KY it is quicker for us to travel to Guntersville in Alabama than to KY Lake. East KY anglers are at a significant disadvantage with 7 hours between us and KY Lake. Also, each body of water sets up different and fits certain angler's skills better than others, moving events around levels the playing field. Why is Dale Hollow not being considered? It is the best fish catching lake in Kentucky. From a safety perspective with the asian carp, moving this event to a centralized location at Dale

Hollow or Cumberland makes the most sense. I would love to see this event hosted earlier in April so that more kids could crack big bags of fish. May is too late for the average angler to crack record bags. Dale Hollow would be an absolute slug fest in March or early April and be a ton of fun for every competitor.

Kentucky lake is the best Lake in the nation. Also, where else can you host region 2 since, the state championship would be there. What Lake can host 100 boats for region 2. Cannot host, regional, and state championship on the same lake. I understand the finances and the drive, but just like Rupp Arena is known for the basketball state championship. Kentucky lake is known for Bass fishing state championship And its a privilege to be able to fish on a phenomenal Lake. That's well know across the nation just like Rupp Arena is for basketball. I hope you take my stance and respect both sides as I do as well.

This is my second response. I am responding twice because I see it from both perspectives. The financial stress and lack of practice / knowledge of KY Lake is not easy for those who do not live here. However, KY Lake is the best lake in the state and I would argue is becoming one of the best smallmouth fisheries in the nation. If students qualify for state, especially those who have never been to KY Lake, should have the opportunity to come fish the best lake in the state of Kentucky. I know people are concerned about competing at a high level against local teams, but I also know we live here, fish it all the time, and have never won. If I lived elsewhere, I would want my kid to have a chance to fish the best lake in the state.

Raw Data

State Championship Data

Year	School	Place	Count	Region	Captain
2013	Calloway County	1	1	Region 1	Robertson, B
2013	Muhlenberg County	2	1	Region 1	Shawn
2013	South Laurel	3	1	Region 3	Smith
2013	Muhlenberg County	4	1	Region 1	Napier, C
2014	Muhlenberg County	1	1	Region 1	Napier, C
2014	Trigg County	2	1	Region 1	Shelton
2014	Calloway County	3	1	Region 1	Falwell
2014	Muhlenberg County	4	1	Region 1	Shemwell
2015	Muhlenberg County	1	1	Region 1	Napier, D
2015	Muhlenberg County	2	1	Region 1	Napier, C
2015	Elizabethtown	3	1	Region 2	Kerrick
2015	Dixie Heights	4	1	Region 2	Tekulve
2016	Lawrence County	1	1	Region 4	Meddings
2016	McCracken County	2	1	Region 1	Schroeder
2016	Wayne County	3	1	Region 3	Hardwick
2016	Pulaski County	4	1	Region 3	Hays
2017	Muhlenberg County	1	1	Region 1	Napier, C
2017	Madison Southern	2	1	Region 2	Harold
2017	Wolfe County	3	1	Region 4	Burton
2017	Wayne County	4	1	Region 3	Dunagan
2018	Marshall County	1	1	Region 1	Barrett
2018	Madison Southern	2	1	Region 2	Harold
2018	Calloway County	3	1	Region 1	Kirkpatrick
2018	McCracken County	4	1	Region 1	Morehead
2019	South Laurel	1	1	Region 3	Coots
2019	Muhlenberg County	2	1	Region 1	Napier, C
2019	Ohio County	3	1	Region 1	Sharp
2019	Estill County	4	1	Region 4	Osborne
2021	Muhlenberg County	1	1	Region 1	Napier, C

2021	Knox Central	2	1	Region 3	Davis
2021	Garrard County	3	1	Region 2	Oberman
2021	Paintsville	4	1	Region 4	McDonald
2022	Montgomery County	1	1	Region 4	Amburgey
2022	Russell County	2	1	Region 2	RC-1
2022	Muhlenberg County	3	1	Region 1	Napier, C
2022	Thomas Nelson	4	1	Region 2	TN-1
2023	Muhlenberg County	1	1	Region 1	Napier, C
2023	McCracken County	2	1	Region 1	Valerius
2023	Montgomery County	3	1	Region 4	Daugherty
2023	Madison Southern	4	1	Region 2	Causey

Regional Qualifiers Mileage Data

Angler	School	Region	Mileage to KDM	Mileage to HL
CLAYTON WYATT, TY REDDEN, BELLA REDDEN	MARSHALL COUNTY	Region 1	7	221
COOPER RICHARDSON, JAKE COY	EDMONSON COUNTY	Region 1	130	93
TY YOUNG, JARRETT RININGER	OHIO COUNTY	Region 1	94	146
MAXSON MITCHELL, HAYDEN GRAY, LAWSON MORRIS	MARSHALL COUNTY	Region 1	7	221
JAKE BUZANIS, MICHAEL HARRIS	GRAVES COUNTY	Region 1	30	258
GUY DAWSON, HARPER LUCAS	BRECKINRIDGE COUNTY	Region 1	137	122
HUNTER WILLIAMS, BRAEDEN SADLER	GRAYSON COUNTY	Region 1	121	120
STEVEN LYNN WILHELM, TUCKER TRAVIS, MATTHEW HENDERSON	MARSHALL COUNTY	Region 1	7	221
PARKER HAGEWOOD, CHRISTIAN MOORE	TRIGG COUNTY	Region 1	37	180
CHASE RICKARD, DYLAN EUBANKS	MUHLENBERG COUNTY	Region 1	71	164

JARON NUDGET, JEREMIAH NEWTON	GRAYSON COUNTY	Region 1	121	120
KODY ALEXANDER, COOPER TYREE	FRANKLIN SIMPSON	Region 1	113	113
CARSON FITZGERALD, BRADY MCBRAYER	TRINITY WHITESVILLE	Region 1	123	167
ASHTON WHITE, RYLEN OWEN	UNION COUNTY	Region 1	58	226
BLAKE LIKENS, GAVIN ROLLEY	MUHLENBERG COUNTY	Region 1	71	164
LOGAN PEVELER, PORTER GARBER, HAYDEN STEPHENS	HENDERSON	Region 1	98	198
JACKSON POLSTEN, WYATT ROBINSON	GRAYSON COUNTY	Region 1	121	120
ISAIAH SMITH, SPENCER SHEMWELL	MUHLENBERG COUNTY	Region 1	71	164
CLAYTON CANADA, JAKSON HARNED	MCCRACKEN COUNTY	Region 1	29	254
GARRETT SCOTT, AUSTIN SCHMIDT	MEADE COUNTY	Region 1	164	113
KLAY RHODES, SAWYER PATE	BRECKINRIDGE COUNTY	Region 1	137	122
LOGAN WRIGHT, JOHN BANKS	MEADE COUNTY	Region 1	164	113
COLTON HEMBREE, TYSON BROWNING	MADISON SOUTHERN	Region 2	252	87.3
CLIFTON SCULLY, RILEY CAUSEY	MADISON SOUTHERN	Region 2	252	87.3
ELI DICKERSON, LONDON ELDER	TRINITY	Region 2	201	132
MILES ALLEN, ETHAN ROTHS	SAINT XAVIER	Region 2	196	126
BLANE SMITH, TATE REYNOLDS	RUSSELL COUNTY	Region 2	221	14.1
LANDON CHILDERS, WESTON CHILDERS	THOMAS NELSON	Region 2	181	92.9
ELIJAH BRYANT, BLAKE CONRAD	EAST JESSAMINE HIGH SCHOOL	Region 2	239	86.5
JACK BRADLEY, JOESEPH CHARLE O'BRYAN	BETHLEHEM HIGH SCHOOL	Region 2	177	88.9

SAM SCROGGINS, ELI SCROGGINS	COVINGTON CATHOLIC	Region 2	292	197
COLEMAN CHEEK, PAXTON VANWINKLE	WEST JESSAMINE HIGH SCHOOL	Region 2	237	86.7
NOLAN GOWEN, LUCAS BENNETT	LARUE COUNTY	Region 2	164	71.4
LUKE DURNELL, HUNTER LILLY	GRANT COUNTY	Region 2	276	168
ELIJAH OESTERREICHER, DALTON POORE	CLINTON COUNTY	Region 2	225	16.7
KULLEN FRYMAN, LUKE HERALD	GRANT COUNTY	Region 2	276	168
ZACH GRAVISS, CAM SHERMAN	SAINT XAVIER	Region 2	196	126
JASE GREENWOOD, TRIPP CAMPBELL	OLDHAM COUNTY	Region 2	218	148
LINCOLN SCHABELL, CARSON SCHULTZ	BISHOP BROSSART	Region 2	302	208
J.T. CAMMACK, WYATT CARTER	THOMAS NELSON	Region 2	181	92.9
OLIVER CARMACK, GAVIN GOINS	TRINITY	Region 2	201	132
ETHAN FOLEY, EVAN FOLEY, TREY STUECKER	CENTRAL HARDIN	Region 2	152	87.2
BRANDON SMITH, PHOENIX PARKS	COVINGTON CATHOLIC	Region 2	292	197
DANE BURRISS, RHYS JUDD	GREEN COUNTY	Region 2	191	44.2
TYCE FLAKER, CARSON KNOFF	SAINT XAVIER	Region 2	196	126
EVAN BRADSHAW, RYAN STANTON	RUSSELL COUNTY	Region 2	221	14.1
DURBAN LEWIS, MICHAEL SMITH	WASHINGTON COUNTY	Region 2	194	73.8
LANDON KARSNER, JOSHUA MAYES	ANDERSON COUNTY	Region 2	218	93.2
LAYNE ETHINGTON, Mason Teater	EAST JESSAMINE HIGH SCHOOL	Region 2	239	86.5
MASON STEWART, JAKE TAULBEE	SIMON KENTON	Region 2	286	187

BRAEDON BOLLINGER, NICHOLAS CLARK	TRINITY	Region 2	201	132
KOLTYN MILBY, CALEB SCOTT	GREEN COUNTY	Region 2	191	44.2
LUKE WISSING, PORTER CONOVER	TRINITY	Region 2	201	132
PATRICK PARKER, AIDEN BATES	CARROLL COUNTY	Region 2	247	153
JACK SCHOONOVER, CLAYTON SHOUSE	ANDERSON COUNTY	Region 2	218	93.2
BLAKE STOVALL, KEEGAN CRANMER	NORTH BULLITT HIGH SCHOOL	Region 2	184	114
SAMUEL LAMB, QUENTIN RAY	MADISON SOUTHERN	Region 2	252	87.3
BRODIE GIBSON, REECE MUDDLELL	SPENCER COUNTY	Region 2	200	100
RYLEN KEITH, ANDY LIVERS	THOMAS NELSON	Region 2	181	92.9
CARSON ELZA, NICK DAVIDSON	NORTH LAUREL HIGH SCHOOL	Region 3	281	76.5
BRAYSON CLAUNCH, CAMERON OWENS	BOYLE COUNTY	Region 3	219	65.1
BRAYDON HODGES, LANDON ALEXANDER	SOUTH LAUREL	Region 3	283	78.5
GRANT MILLER, DALTON FISHER	KNOX CENTRAL	Region 3	312	108
KEENAN STEWART, COLEMAN STEWART	BOYLE COUNTY	Region 3	219	65.1
STAN CARNES, JOHN SCOTT CARNES	DANVILLE CHRISTIAN ACADEMY	Region 3	222	65.7
JOSEPH KILLION, AIDEN LAREW	MIDDLESBORO HIGH SCHOOL	Region 3	338	134
KENNETH BLAINE SMITH, COLTON SMITH	TAYLOR COUNTY	Region 3	190	45
CAMERON CHRISTIAN, Nathan Grega	CORBIN HIGH SCHOOL	Region 3	297	92.9
CLAY BALES, WADE BROCK	SOUTH LAUREL	Region 3	283	78.5
LANDON PIERCE, KORBIN NEAT	CASEY COUNTY	Region 3	224	39.2

PRESTON SPALDING, CASH STRONG	MARION COUNTY	Region 3	203	66.6
KEEGAN REEDER, JACOB WHITE	CORBIN HIGH SCHOOL	Region 3	297	92.9
COLT BAYLESS, TREVON GODSEY	MIDDLESBORO HIGH SCHOOL	Region 3	338	134
COLE WINCHESTER, DYLAN POYNTER	BARREN COUNTY	Region 3	170	62.4
RILEY PRESTON, KYLER CLAUNCH	BOYLE COUNTY	Region 3	219	65.1
ELI CHILDERS, WALKER JOHNSON	CASEY COUNTY	Region 3	224	39.2
CAYDEN AYERS, KOLBEN VICKERS	JACKSON COUNTY	Region 4	278	102
BRYCE MCDONALD, ETHAN ELLIOTT	PAINTSVILLE	Region 4	351	192
MALECHI BLANTON, ANDREW FRAZIER	JOHNSON CENTRAL	Region 4	350	184
DANE ROUNTREE, LANDON JAMES LAWSON	MONTGOMERY COUNTY	Region 4	271	133
HUDSON MONTGOMERY, BRYCE ALFREY	GEORGE ROGERS CLARK	Region 4	259	114
JACOB GRIMM, AUSTIN SLONE	JOHNSON CENTRAL	Region 4	350	184
NATHAN WEBB, JAMISON WAGONER	WEST CARTER	Region 4	322	183
XAVIER STAMPER, PRESTON HAMMONDS	JENKINS	Region 4	384	180
BRADLEE REFFITT, Gavin LEE	GREENUP COUNTY	Region 4	361	222
NATHAN MEADOWS, BRAYDEN REED	JOHNSON CENTRAL	Region 4	350	184
RYAN HILTERBRAND, NICK ADAMS	FLEMING COUNTY	Region 4	301	162
NICK ARROWOOD, BLAKE BLANTON	JOHNSON CENTRAL	Region 4	350	184
PARKER SHORT, JARED RHYMER	HARLAN COUNTY	Region 4	357	153
ELI PURCELL, BENTLEY PURCELL	GEORGE ROGERS CLARK	Region 4	259	114

KASDON O`BYRAN, GRAYDYNE FAIRCHILD	JOHNSON CENTRAL	Region 4	350	184
RHETT AMBURGEY, COLE (MICHAEL) HARTGROVE	MONTGOMERY COUNTY	Region 4	271	133