



FLOYD COUNTY BOARD OF EDUCATION
Anna Whitaker Shepherd, Superintendent
442 KY RT 550
Eastern, KY 41622
Telephone (606) 886-2354 Fax (606) 886-4550
www.floyd.kyschools.us

William Newsome, Jr., Board Chair - District 3
Linda C. Gearheart, Vice-Chair - District 1
Dr. Chandra Varia, Member - District 2
Keith Smallwood, Member - District 4
Steve Slone, Member - District 5

Consent Agenda Item (Action Item): Receive Utility Report for South Floyd Elementary.

Applicable State or Regulations: Board Policy 05.23

Fiscal/Budgetary Impact:

2021/2022 SY (July 21-June 22) \$159,218

2022/2023 SY (July 22-June 23) \$160,847

History/Background:

April 2024

Board received utility report for Adams Middle School.

Recommended Action: To accept report as presented.


Contact Person(s):


Linda Hackworth

606-874-9569

NA

Principal


Director



Superintendent

Date: April 29, 2024



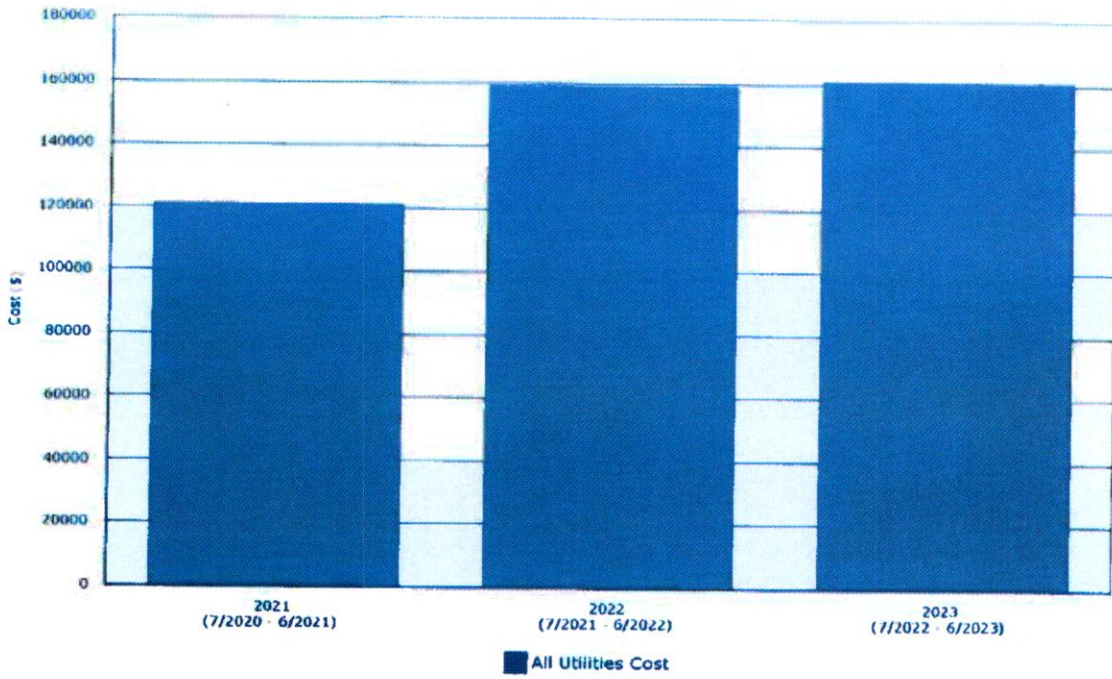
Utility Report May 20, 2024

South Floyd Elementary 2021/2022 / 2022/2023 School Years



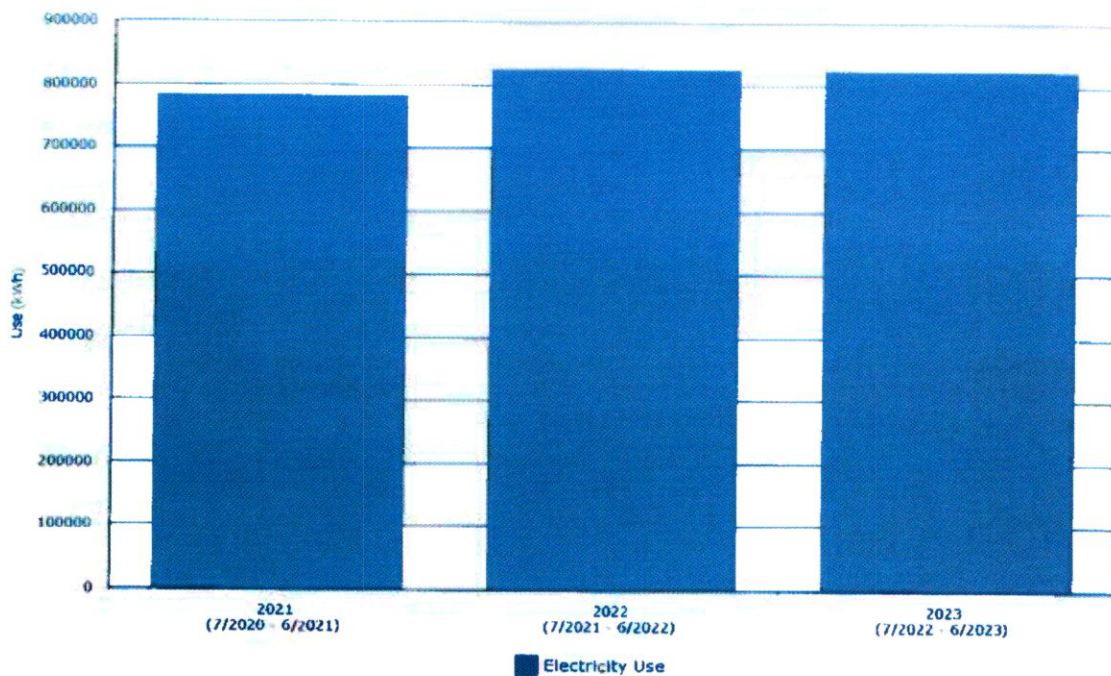
The Floyd County Board of Education does not discriminate on the basis of race, color, national origin, age, religion, marital status, sex, or disability in employment, educational programs, or activities as set forth in Title IX & VI, and in Section 504.

Year-Over-Year Comparison
Floyd County Board of Education
South Floyd Elementary -- 7/2020 to 6/2023



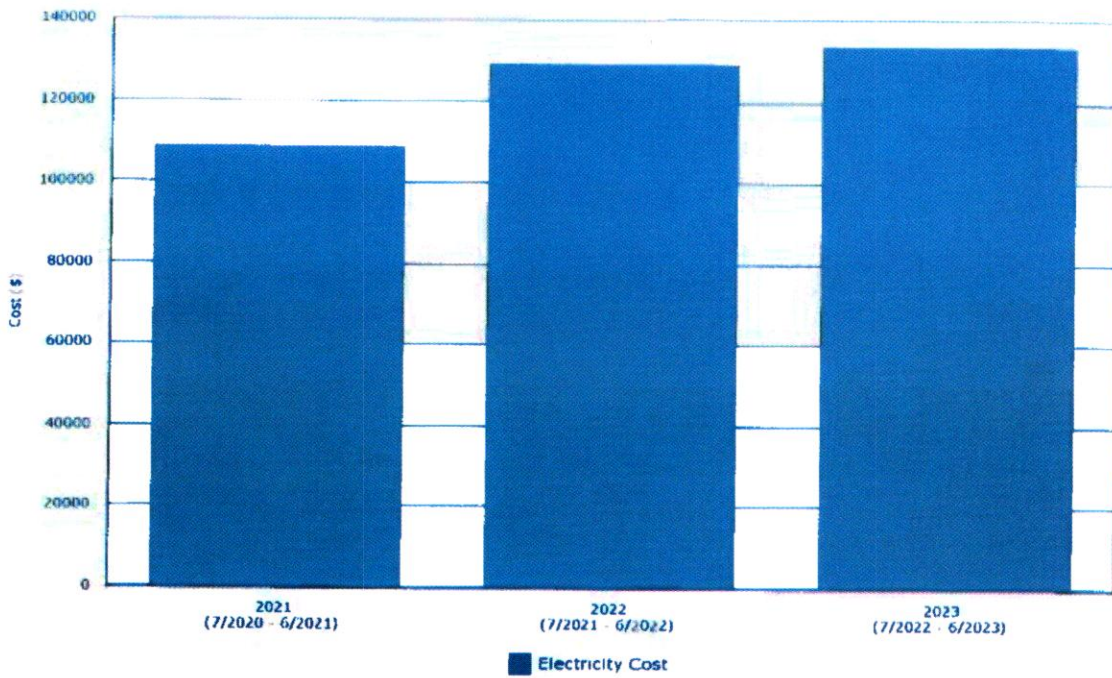
Period	All Utilities Cost
2021	\$121,281
2022	\$159,218
2023	\$160,847

Year-Over-Year Comparison
Floyd County Board of Education
South Floyd Elementary -- 7/2020 to 6/2023



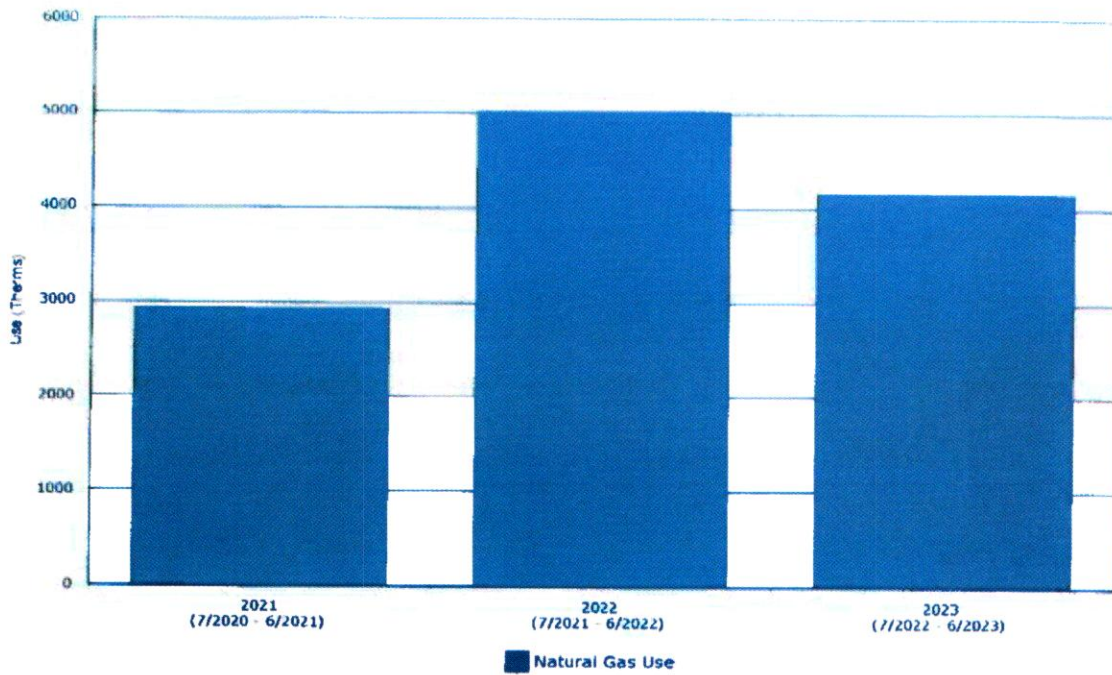
<u>Period</u>	<u>Electricity Use (kWh)</u>
2021	781,893
2022	825,611
2023	823,899

**Year-Over-Year Comparison
 Floyd County Board of Education
 South Floyd Elementary -- 7/2020 to 6/2023**



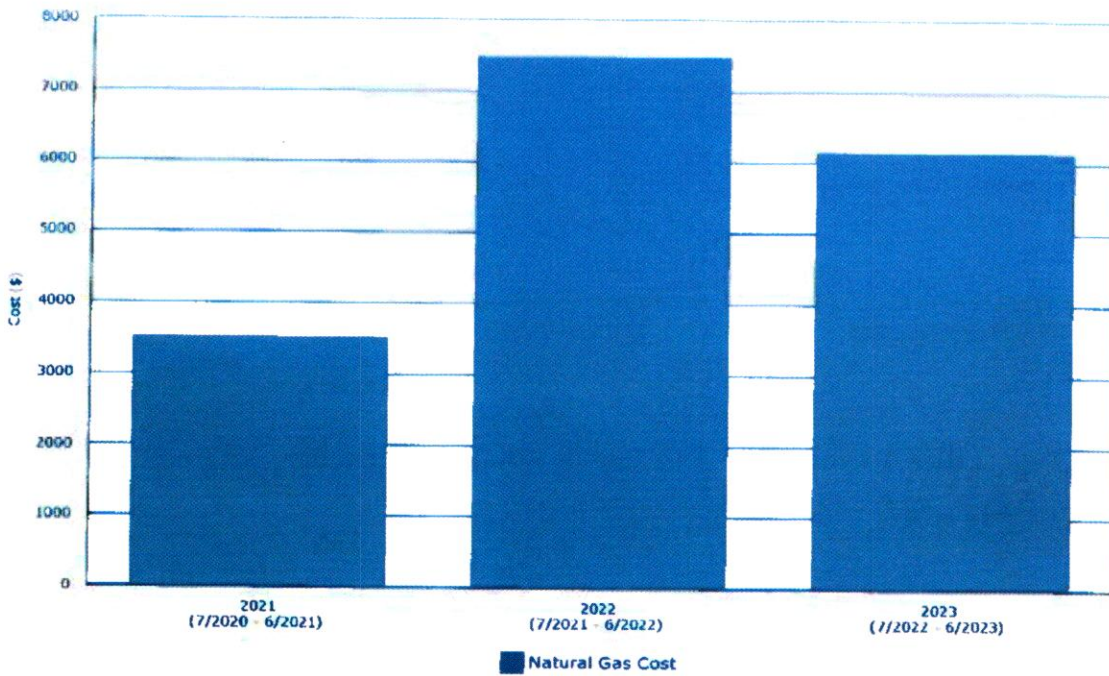
Period	Electricity Cost
2021	\$108,745
2022	\$129,477
2023	\$133,741

**Year-Over-Year Comparison
 Floyd County Board of Education
 South Floyd Elementary -- 7/2020 to 6/2023**



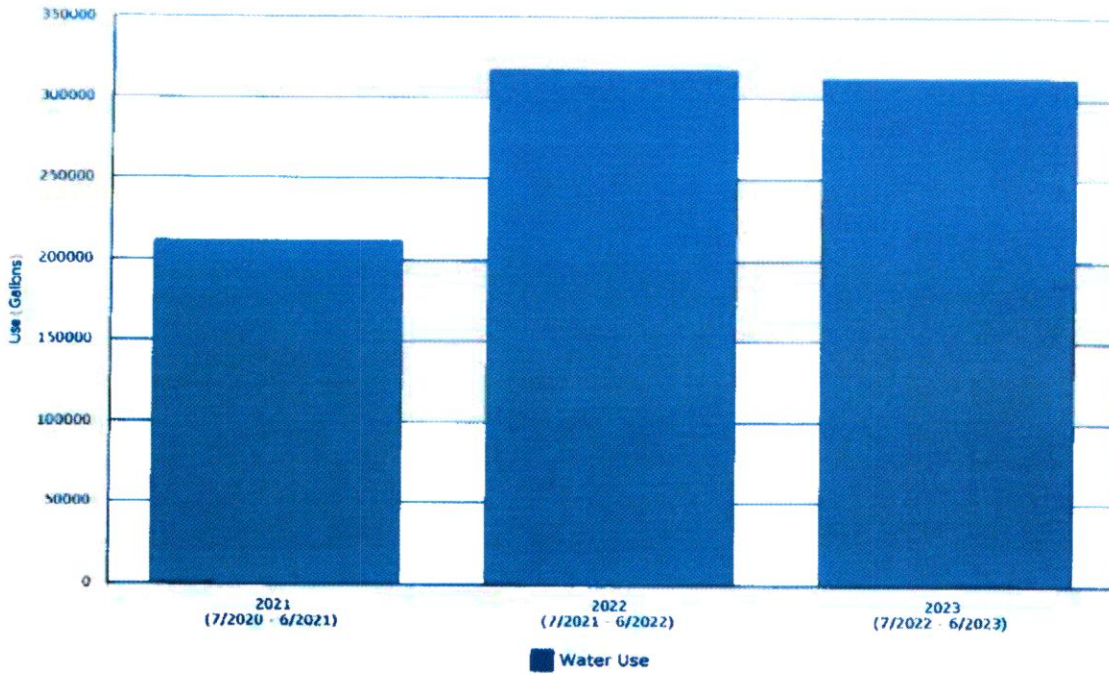
Period	Natural Gas Use (Therms)
2021	2,948
2022	5,028
2023	4,157

Year-Over-Year Comparison
Floyd County Board of Education
South Floyd Elementary -- 7/2020 to 6/2023



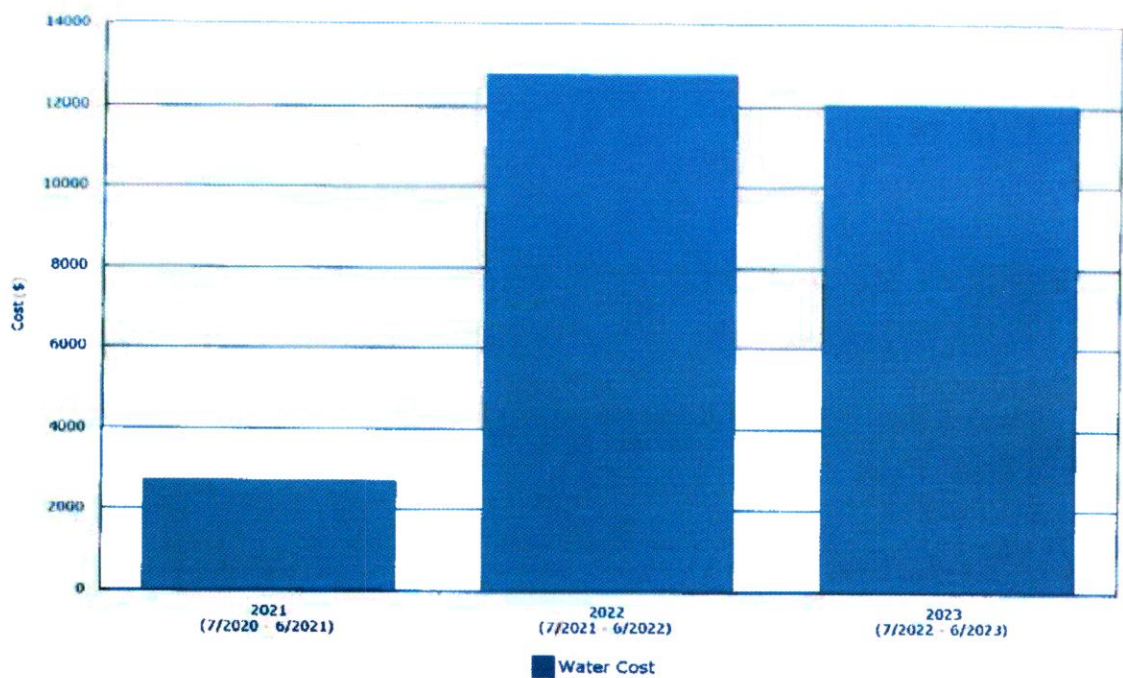
Period	Natural Gas Cost
2021	\$3,525
2022	\$7,485
2023	\$6,153

Year-Over-Year Comparison
Floyd County Board of Education
South Floyd Elementary -- 7/2020 to 6/2023



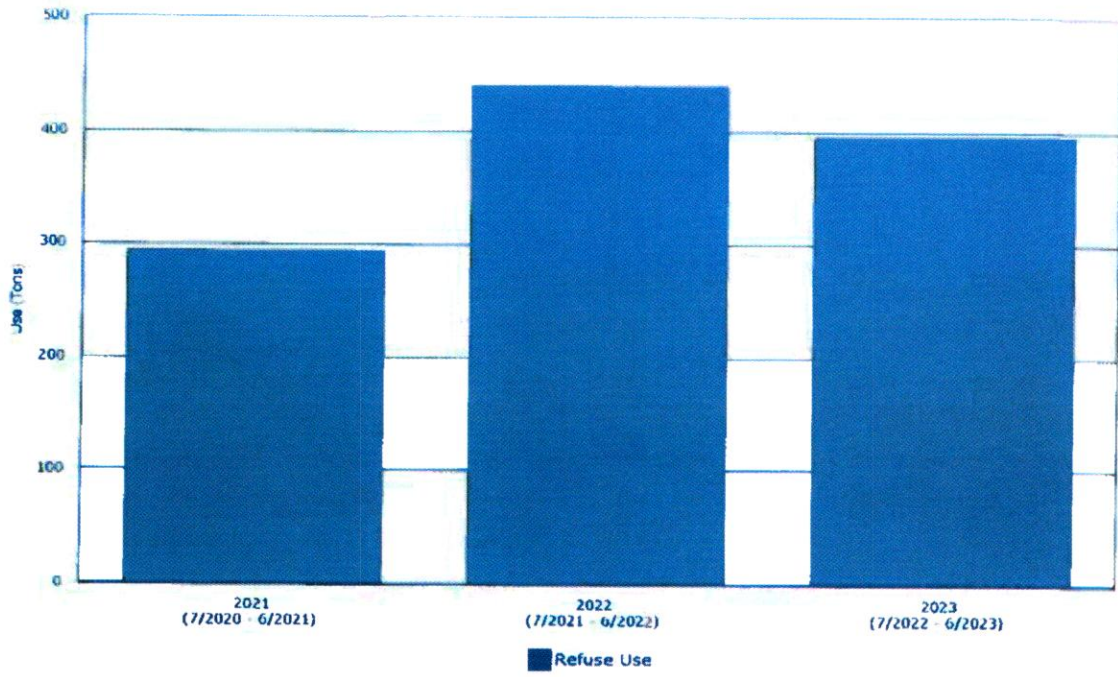
Period	Water Use (Gallons)
2021	211,986
2022	318,281
2023	312,667

**Year-Over-Year Comparison
 Floyd County Board of Education
 South Floyd Elementary -- 7/2020 to 6/2023**



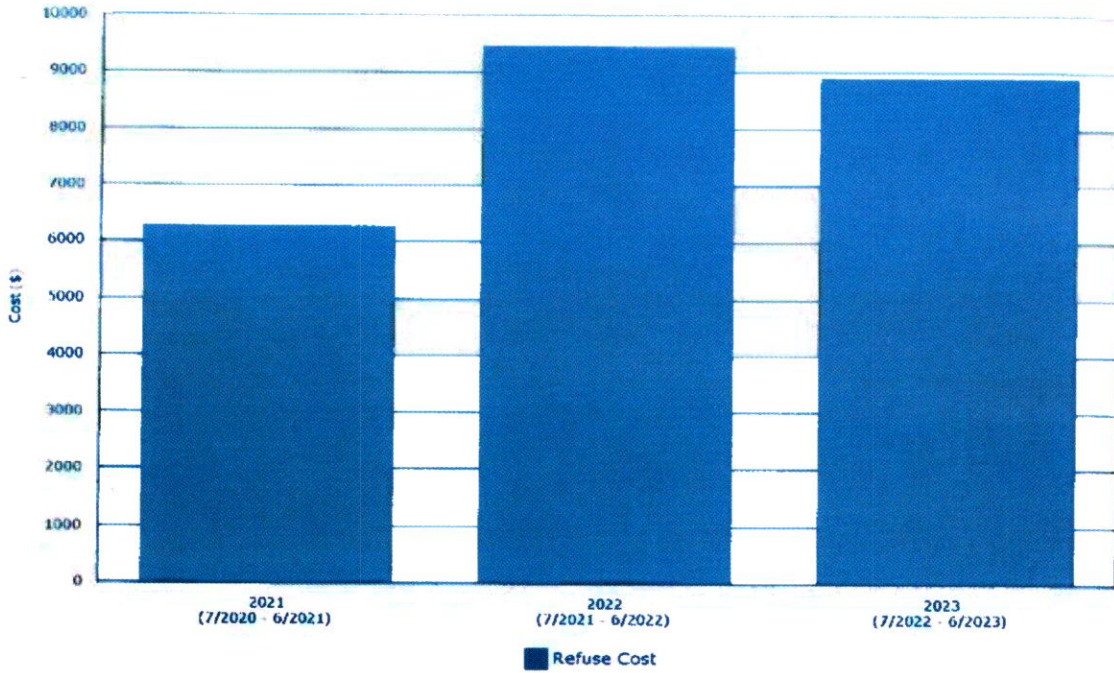
Period	Water Cost
2021	\$2,732
2022	\$12,790
2023	\$12,052

Year-Over-Year Comparison
Floyd County Board of Education
South Floyd Elementary -- 7/2020 to 6/2023



Period	Refuse Use (Tons)
2021	295
2022	441
2023	397

Year-Over-Year Comparison
Floyd County Board of Education
South Floyd Elementary -- 7/2020 to 6/2023



Period	Refuse Cost
2021	\$6,280
2022	\$9,466
2023	\$8,902