



# AIA® Document G731™ – 2019

## Change Order, Construction Manager as Adviser Edition

**PROJECT: (name and address)**

Christian County High School  
5185 Fort Campbell Blvd Hopkinsville,  
KY 42240

**OWNER: (name and address)**

Christian County Board of Education  
200 Glass Avenue  
Hopkinsville, KY 42240

**CONTRACTOR: (name and address)**

Great Lakes West LLC  
48962 - 24th Street  
Mattawaan, MI 49071

**CONTRACT INFORMATION:**

Contract For: BP 114-03 - Food  
Serv Equip  
Date: September 08, 2023

**ARCHITECT: (name and address)**

Hafer PSC  
21 Southeast Third St, Ste 800  
Evansville, IN 47708

**CHANGE ORDER INFORMATION:**

Change Order Number: 018  
Date: April 9, 2024

**CONSTRUCTION MANAGER: (name and address)**

Alliance Corporation  
116 E. College Street  
Glasgow, KY 42141

**THE CONTRACT IS CHANGED AS FOLLOWS:**

*(Insert a detailed description of the change and, if applicable, attach or reference specific exhibits. Also include agreed upon adjustments attributable to executed Construction Change Directives.)*

Walk-in freezer/cooler revisions.

The original Contract Sum was	\$	<u>122,741.00</u>
Net change by previously authorized Change Orders	\$	<u>-1,879.00</u>
The Contract Sum prior to this Change Order was	\$	<u>120,862.00</u>
The Contract Sum will be decreased by this Change Order in the amount of	\$	<u>10,042.00</u>
The new Contract Sum including this Change Order will be	\$	<u>110,820.00</u>

The Contract Time will be unchanged by Zero (0) days.  
The Contractor's Work shall be substantially complete on

**NOTE:** This Change Order does not include adjustments to the Contract Sum or Guaranteed Maximum Price, or the Contract Time, that have been authorized by Construction Change Directive until the cost and time have been agreed upon by both the Owner and Contractor, in which case a Change Order is executed to supersede the Construction Change Directive.

**NOT VALID UNTIL SIGNED BY THE ARCHITECT, CONSTRUCTION MANAGER, CONTRACTOR, AND OWNER.**

Hafer PSC  
ARCHITECT (Firm name)

SIGNATURE  
Eric Rang, AIA, Senior Associate  
PRINTED NAME AND TITLE

DATE:

Great Lakes West LLC  
CONTRACTOR (Firm name)

SIGNATURE  
Cindi Kursner  
PRINTED NAME AND TITLE

DATE:

Alliance Corporation  
CONSTRUCTION MANAGER (Firm name)

SIGNATURE  
Kevin Hitchel, Sr. Project Manager  
PRINTED NAME AND TITLE

DATE:

Christian County Board of Education  
OWNER (Firm name)

SIGNATURE  
Christopher Bentzel, Superintendent  
PRINTED NAME AND TITLE

DATE:



# PROPOSED CHANGE ORDER

**PROJECT** Christian County High School

**CONTRACTOR/SUPPLIER** Great Lakes West

**BID PACKAGE** 114

<b>DETAIL ITEM</b>	<b>AMOUNT</b>
<i>LABOR</i>	\$ (10,042.00)
<i>MATERIALS</i>	
<i>PROFIT &amp; OVERHEAD</i>	
<i>BOND INSURANCE</i>	
<b>COST BREAKDOWN TOTAL</b>	\$ (10,042.00)

**DESCRIPTION**

Walk-In Freezer/Cooler Revisions  
\_\_\_\_\_  
\_\_\_\_\_  
\_\_\_\_\_  
\_\_\_\_\_

**PR #** N/A (ATTACH PR)

**CHANGE ORDER INITIATED BY:**

- ARCHITECT/ENGINEER
- OWNER
- CONTRACTOR
- CM
- CODE OFFICIAL
- OTHER \_\_\_\_\_

**PLEASE INCLUDE THIS FORM WITH EVERY CHANGE ORDER.**



# Proposal

03/21/2024

YOUR FOODSERVICE EQUIPMENT PARTNER

**Project:**  
 KY-0087 HOPKINSVILLE CHRISTIAN  
 CO  
 5185 FORT CAMPBELL ROAD  
 HOPKINSVILLE, KY 42240

**From:**  
 Great Lakes West  
 Amanda Vaughn  
 48962 24th Street  
 Mattawan, MI 49071  
 269-668-3553

Job Reference Number: 6483

Item	Qty	Description	Sell	Sell Total
1	1 ea	<b>WALK IN COMBINATION COOLER FREEZER, BOX ONLY</b> Custom Credit amount from SOV - (\$154,783.00) New Quoted amount - \$142,445.00 Freight - 2,296.00  WALK IN COOLER/FREEZER CREDIT. CHANGING FROM 3 INDIVIDUAL BOXES TO 1 LARGE COMBO BOX.	\$10,042.00	\$10,042.00
			<b>ITEM TOTAL:</b>	<b>\$10,042.00</b>
			Total	\$10,042.00

**CONDITIONS OF SALE:**

By signing this order, you are indicating that you are an authorized signatory and able to execute this agreement.

W-9 form as well as a Sales Tax Exemption or Resale Certificate must be provided with sale if not already on file with Great Lakes Ventures.

Credit can be established with Great Lakes Ventures upon receipt of completed credit application. Terms are established by Great Lakes Ventures' Accounting Team only and will be communicated upon completed review.

Warehousing includes receiving equipment and storing product until jobsite is ready. Warehousing exceeding 30 days beyond initial delivery date will be subject to storage charges.

Changes or cancellations made to this quotation by the Equipment Owner after equipment is ordered from the manufacturer will result in change, cancellation, crating, restocking, credit card fees/bank fees, and/or freight charges. These charges are the responsibility of the Equipment Owner.

Returns of new, unused equipment is contingent upon manufacturer's approval and their returns/restocking policy. Returns will result in crating, 20% restocking, freight charges, and cleaning charges, if necessary. Requests for return must be made within three days of delivery of equipment to site and prior to equipment being hooked to utilities or used.

Credit will be given only after manufacturer's credit is received by Great Lakes Ventures.

Special or custom-ordered equipment is non-returnable and includes, but is not limited to, ventilation & rooftop equipment, walk-ins, counters, cooking suites, etc. Equipment hooked up to utilities or used is not returnable. Custom equipment requires 50% down payment regardless of terms established with Great Lakes Ventures.

Great Lakes Ventures reserves a purchase-money security interest in each unit of equipment or item of property listed herein in the amount of its purchase price. These interests will be satisfied by payment in full. A copy of this agreement may be filed with the appropriate State authorities at any time after signature of the Equipment Owner as a financing statement to perfect Great Lakes Ventures' security interest.

When receiving drop-shipped equipment, inspect product and packaging prior to signing for it. Once accepted, Equipment Owner accepts responsibility and conditions of the product. Great Lakes Ventures assumes no responsibility for drop-shipped equipment with visible or concealed damage once product is accepted. Great Lakes Ventures may assist with your freight claim as a courtesy if notified within 48 hours of receipt of damaged product. Such assistance does not imply successful resolution of claim.

All new equipment shall have standard manufacturer's warranties unless otherwise specified.

No salesperson or agent of Great Lakes Ventures is permitted to make any verbal contract or promise that in any way conflicts with the verbiage in these Terms & Conditions. Any modifications of these Terms & Conditions must be approved in writing by either the Sales Manager or Vice President of Great Lakes Ventures.

Pricing contained in this document is confidential. You agree that pricing provided shall not be

disclosed to unauthorized or competitive parties.

Please note that the worldwide COVID pandemic has created a chain reaction that has rippled through the supply chain. Global shortages on raw material, components, shipping containers, transportation availability and labor have caused manufacturer lead times to stretch to unprecedented levels. These shortages have also caused material, transportation, labor and energy costs to skyrocket as well. As such, the volatility of the marketplace, extended lead times and cost increases make it impossible to be able to hold prices longer than 14 days or past manufacturer published price increases, nor can we be held responsible for ensuring delivery dates due to ever changing manufacturer lead times. We will do everything within our ability to keep you informed throughout the purchasing process.

Acceptance: \_\_\_\_\_ Date: \_\_\_\_\_

Printed Name: \_\_\_\_\_

Project Grand Total: \$10,042.00

## Kevin Hitchel

---

**From:** Kevin Hitchel  
**Sent:** Friday, March 22, 2024 12:09 PM  
**To:** 'Eric Rang'  
**Subject:** FW: KY-0087 Hopkinsville - Walk In Changes  
**Attachments:** PROPOSAL #2 WALK IN CHANGE.pdf; CHRISTIAN COUNTY ACADEMY A236843R6.pdf; Pages from CHRISTIAN COUNTY ACADEMY COMBO A236843R4.pdf

**Importance:** High

Eric,

Please see below and attached from Kristi at Great Lakes West.

Could I get your thoughts on this?



**Kevin Hitchel**  
*Project Executive*

116 E. College Street | Glasgow, KY 42141  
ph 270.651.8848 | fax 270.651.2915

[khitchel@alliancecorporation.com](mailto:khitchel@alliancecorporation.com)  
cell 270.404.0687



---

**From:** Kristi Vyverman <kristi@greatlakeswest.com>  
**Sent:** Thursday, March 21, 2024 2:06 PM  
**To:** Steve Harding <sharding@alliancecorporation.com>; khitchel@alliancecorporation.com  
**Cc:** Amanda Vaughn <a.vaughn@greatlakeswest.com>; Adam Carpp <a.carpp@greatlakeswest.com>  
**Subject:** KY-0087 Hopkinsville - Walk In Changes  
**Importance:** High

Steve/Kevin,

Good afternoon, I hope this email finds you doing well. After our last discussion on the phone Steve I reached out to Kolpak as well as the architect to see if the heat trace shown under the slab where the walk in goes was necessary. According to Kolpak this serves no purpose and is not needed so we would like to have that removed from the design. Furthermore, when I was on site last week we discussed changing the design of the walk in all together to reduce the price for the owner as well as give them an additional 4" of width space in each compartment. The current design had this box as 3 separate units with s/s filler pieces between each compartment to close it off. We are proposing to change this to a combo box eliminating the 6" of space between each compartment and having the share a common wall. By doing this it reduces the cost significantly as well as giving the owner additional space in each compartment.

I have attached the credit proposal that we can offer to the owner to make this change as well as the revised drawings with a note on them stating that the heat trace is not necessary. My office will follow up tomorrow with the formal excel proposal form that is needed as well but I wanted to get this in front of you now since the floor in that area is being poured next week.

If you have any questions or would like to discuss this in further detail feel free to give me a call.

Regards,  
**Kristi Vyverman**  
Project Manager



COMMERCIAL EQUIPMENT SPECIALIST

Great Lakes West: 48962 24<sup>th</sup> St. - Mattawan, MI 49071  
Phone: 269.501.8020 - Fax: 269.668.7391  
Email: [kristi@greatlakeswest.com](mailto:kristi@greatlakeswest.com) - Website: [www.greatlakeswest.com](http://www.greatlakeswest.com)



**GOLDEN RULE | OWN IT, COMPLETE IT | SCHOOL BELL | MAKE IT REAL**

**WALK - IN SPECIFICATIONS**



**Combo**  
 OVERALL SIZE: 38'-3" X 28'-8" X 8'-10 1/4" (INDOOR)  
 PANELS  
 POWER IN PLACE LITHIUM ION 4"

**EXTERIOR FINISH**  
 WALL: GALVALUME, EMBOSSED WHITE Z80A, EXCEPT AS NOTED  
 FLOOR: POLISHED CONCRETE  
 FLOOR FINISH: POLISHED CONCRETE

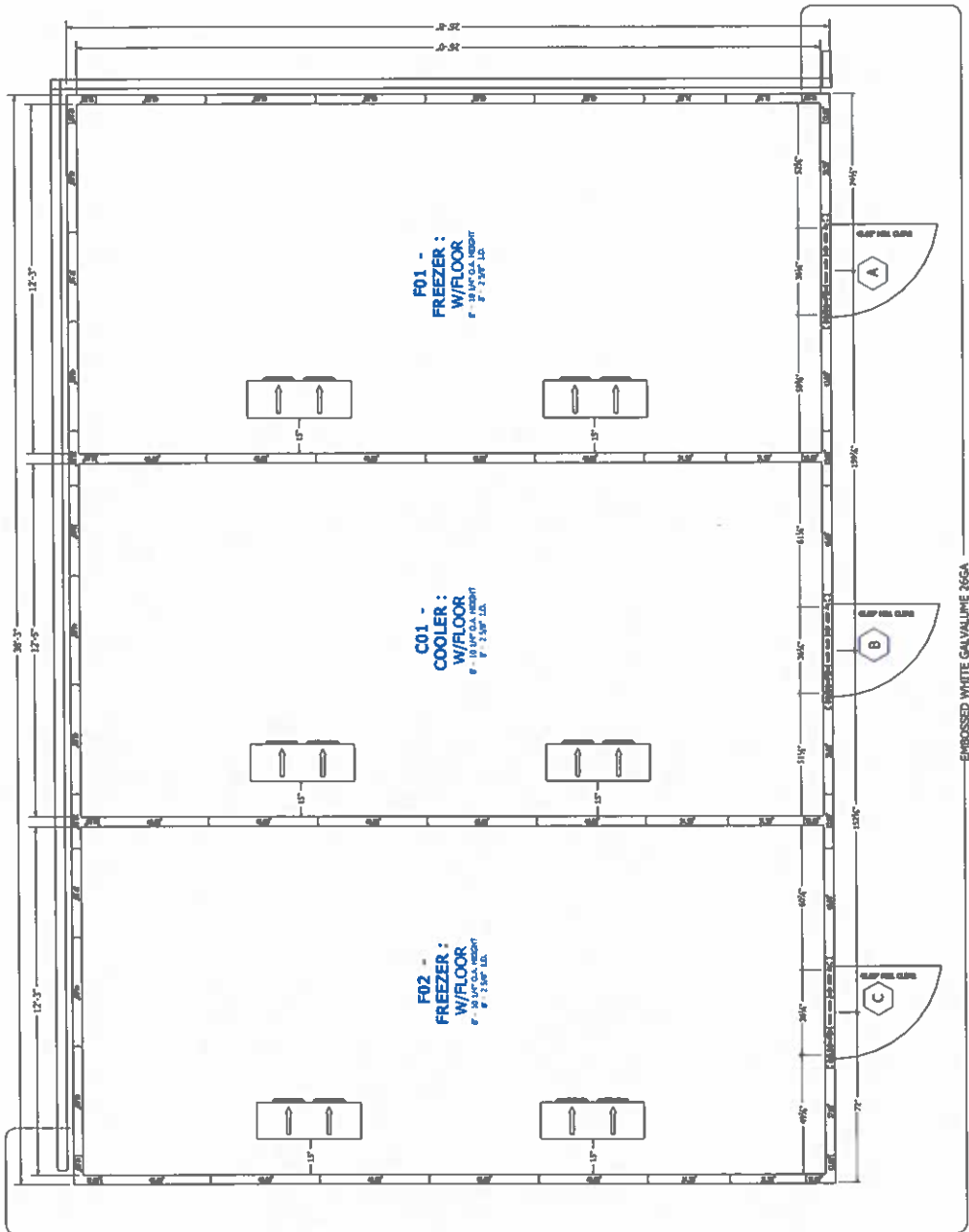
**INTERIOR FINISH**  
 WALL: GALVALUME, EMBOSSED WHITE Z80A  
 FLOOR: POLISHED CONCRETE

**FLOOR TYPE**  
 FLOOR FINISH: POLISHED CONCRETE  
 ALUMINUM FINISHED TRIM L25  
 STAINLESS STEEL 80A  
 ALUMINUM FINISHED TRIM L25  
 STANDARD 1000F 80A  
 ALUMINUM FINISHED TRIM L25

**WALK-IN ACCESSORIES**  
 (1) LIGHT, LED, 2000 LUMENS, 120VAC  
 (1) ALUMINUM FINISHED TRIM L25  
 (1) STAINLESS STEEL 80A  
 (1) STANDARD 1000F 80A

**REFRIGERATION**  
 (1) REFRIGERATION UNIT, 208-230V-1  
 (1) REFRIGERATION UNIT, 208-230V-1  
 (1) REFRIGERATION UNIT, 208-230V-1  
 (1) REFRIGERATION UNIT, 208-230V-1

**COOLING**  
 (1) COOLING UNIT, 208-230V-1  
 (1) COOLING UNIT, 208-230V-1



EMBOSSED WHITE GALVALUME Z6GA  
**WALLS LAYOUT**

**KOLPAK INSTALLATION MANUAL**

**FOR APPROVAL**  
 YOU MUST VERIFY ALL PANEL SIZES, CONNECTIONS, PANELS, DOOR SIZES, LOCATIONS AND SPACING.

APPROVAL: NO CHANGE REQUIRED, MANUFACTURE AS SHOWN

REVISIONS AS NOTED - MANUFACTURE AS SHOWN

NOT APPROVED - DESIGN CHANGES REQUIRE DRAWING REVISION AND REAPPROVAL.

DATE: \_\_\_\_\_ BY: \_\_\_\_\_

**ATTENTION**

1. SUBMITTAL REQUIREMENTS NOT INTENDED FOR INSTALLATION.  
 2. ALL DIMENSIONS ARE APPROXIMATE. DIMENSIONS WILL BE AVAILABLE UPON ORDER. MAKE COPY OF DIMENSIONS AVAILABLE TO ALL CONTRACTORS INVOLVED IN THE PROJECT. ALL DIMENSIONS MUST BE VERIFIED ON SITE.  
 3. ALL DIMENSIONS ARE APPROXIMATE. DIMENSIONS WILL BE AVAILABLE UPON ORDER. MAKE COPY OF DIMENSIONS AVAILABLE TO ALL CONTRACTORS INVOLVED IN THE PROJECT. ALL DIMENSIONS MUST BE VERIFIED ON SITE.  
 4. ALL DIMENSIONS ARE APPROXIMATE. DIMENSIONS WILL BE AVAILABLE UPON ORDER. MAKE COPY OF DIMENSIONS AVAILABLE TO ALL CONTRACTORS INVOLVED IN THE PROJECT. ALL DIMENSIONS MUST BE VERIFIED ON SITE.  
 5. ALL DIMENSIONS ARE APPROXIMATE. DIMENSIONS WILL BE AVAILABLE UPON ORDER. MAKE COPY OF DIMENSIONS AVAILABLE TO ALL CONTRACTORS INVOLVED IN THE PROJECT. ALL DIMENSIONS MUST BE VERIFIED ON SITE.  
 6. ALL DIMENSIONS ARE APPROXIMATE. DIMENSIONS WILL BE AVAILABLE UPON ORDER. MAKE COPY OF DIMENSIONS AVAILABLE TO ALL CONTRACTORS INVOLVED IN THE PROJECT. ALL DIMENSIONS MUST BE VERIFIED ON SITE.  
 7. ALL DIMENSIONS ARE APPROXIMATE. DIMENSIONS WILL BE AVAILABLE UPON ORDER. MAKE COPY OF DIMENSIONS AVAILABLE TO ALL CONTRACTORS INVOLVED IN THE PROJECT. ALL DIMENSIONS MUST BE VERIFIED ON SITE.  
 8. ALL DIMENSIONS ARE APPROXIMATE. DIMENSIONS WILL BE AVAILABLE UPON ORDER. MAKE COPY OF DIMENSIONS AVAILABLE TO ALL CONTRACTORS INVOLVED IN THE PROJECT. ALL DIMENSIONS MUST BE VERIFIED ON SITE.  
 9. ALL DIMENSIONS ARE APPROXIMATE. DIMENSIONS WILL BE AVAILABLE UPON ORDER. MAKE COPY OF DIMENSIONS AVAILABLE TO ALL CONTRACTORS INVOLVED IN THE PROJECT. ALL DIMENSIONS MUST BE VERIFIED ON SITE.  
 10. ALL DIMENSIONS ARE APPROXIMATE. DIMENSIONS WILL BE AVAILABLE UPON ORDER. MAKE COPY OF DIMENSIONS AVAILABLE TO ALL CONTRACTORS INVOLVED IN THE PROJECT. ALL DIMENSIONS MUST BE VERIFIED ON SITE.





WALK - IN SPECIFICATIONS




DRAWING # : A23643MS  
 UNIT # : 001  
 ORDER # :



CHRISTIAN COUNTY ACADEMY - #M4  
 HOPKINSVILLE, KY 42240 USA

GREAT LAKES HOTEL  
 SUPPLY

REV	DATE	BY	APP



FLOORS LAYOUT

**KOLPAK INSTALLATION MANUAL**

**FOR APPROVAL:**  
 YOU MUST ENTER ALL NOTES, DETAILS, DIMENSIONS, FINISHES, DOOR SIZES, LOCKING AND HINGES.

APPROVAL: NO CHANGE REQUIRED. MANUFACTURE AS DRAWN.

APPROVED AS NOTED: MAKE SCHEDULED CHANGES AND MANUFACTURE AS DRAWN.

NOT APPROVED: DESIGN CHANGES REQUIRED. DRAWING REVISION AND RECONSTRUCTION.

DATE: \_\_\_\_\_ BY: \_\_\_\_\_

**ATTENTION**

IMPORTANT DRAWINGS NOT INTENDED FOR INSTALLATION.

AS-BUILT DRAWINGS FOR INSTALLATION WILL BE AVAILABLE AFTER COMPLETION OF PROJECT. A HARD COPY OF AS-BUILT DRAWINGS WILL BE PROVIDED TO THE ARCHITECT AND CONTRACTOR. THE ARCHITECT AND CONTRACTOR SHALL BE RESPONSIBLE FOR THE ACCURACY OF THE AS-BUILT DRAWINGS. THE ARCHITECT AND CONTRACTOR SHALL BE RESPONSIBLE FOR THE ACCURACY OF THE AS-BUILT DRAWINGS. THE ARCHITECT AND CONTRACTOR SHALL BE RESPONSIBLE FOR THE ACCURACY OF THE AS-BUILT DRAWINGS.

1. THE ARCHITECT AND CONTRACTOR SHALL BE RESPONSIBLE FOR THE ACCURACY OF THE AS-BUILT DRAWINGS. THE ARCHITECT AND CONTRACTOR SHALL BE RESPONSIBLE FOR THE ACCURACY OF THE AS-BUILT DRAWINGS. THE ARCHITECT AND CONTRACTOR SHALL BE RESPONSIBLE FOR THE ACCURACY OF THE AS-BUILT DRAWINGS.

2. THE ARCHITECT AND CONTRACTOR SHALL BE RESPONSIBLE FOR THE ACCURACY OF THE AS-BUILT DRAWINGS. THE ARCHITECT AND CONTRACTOR SHALL BE RESPONSIBLE FOR THE ACCURACY OF THE AS-BUILT DRAWINGS. THE ARCHITECT AND CONTRACTOR SHALL BE RESPONSIBLE FOR THE ACCURACY OF THE AS-BUILT DRAWINGS.

3. THE ARCHITECT AND CONTRACTOR SHALL BE RESPONSIBLE FOR THE ACCURACY OF THE AS-BUILT DRAWINGS. THE ARCHITECT AND CONTRACTOR SHALL BE RESPONSIBLE FOR THE ACCURACY OF THE AS-BUILT DRAWINGS. THE ARCHITECT AND CONTRACTOR SHALL BE RESPONSIBLE FOR THE ACCURACY OF THE AS-BUILT DRAWINGS.

4. THE ARCHITECT AND CONTRACTOR SHALL BE RESPONSIBLE FOR THE ACCURACY OF THE AS-BUILT DRAWINGS. THE ARCHITECT AND CONTRACTOR SHALL BE RESPONSIBLE FOR THE ACCURACY OF THE AS-BUILT DRAWINGS. THE ARCHITECT AND CONTRACTOR SHALL BE RESPONSIBLE FOR THE ACCURACY OF THE AS-BUILT DRAWINGS.

5. THE ARCHITECT AND CONTRACTOR SHALL BE RESPONSIBLE FOR THE ACCURACY OF THE AS-BUILT DRAWINGS. THE ARCHITECT AND CONTRACTOR SHALL BE RESPONSIBLE FOR THE ACCURACY OF THE AS-BUILT DRAWINGS. THE ARCHITECT AND CONTRACTOR SHALL BE RESPONSIBLE FOR THE ACCURACY OF THE AS-BUILT DRAWINGS.

6. THE ARCHITECT AND CONTRACTOR SHALL BE RESPONSIBLE FOR THE ACCURACY OF THE AS-BUILT DRAWINGS. THE ARCHITECT AND CONTRACTOR SHALL BE RESPONSIBLE FOR THE ACCURACY OF THE AS-BUILT DRAWINGS. THE ARCHITECT AND CONTRACTOR SHALL BE RESPONSIBLE FOR THE ACCURACY OF THE AS-BUILT DRAWINGS.

7. THE ARCHITECT AND CONTRACTOR SHALL BE RESPONSIBLE FOR THE ACCURACY OF THE AS-BUILT DRAWINGS. THE ARCHITECT AND CONTRACTOR SHALL BE RESPONSIBLE FOR THE ACCURACY OF THE AS-BUILT DRAWINGS. THE ARCHITECT AND CONTRACTOR SHALL BE RESPONSIBLE FOR THE ACCURACY OF THE AS-BUILT DRAWINGS.

8. THE ARCHITECT AND CONTRACTOR SHALL BE RESPONSIBLE FOR THE ACCURACY OF THE AS-BUILT DRAWINGS. THE ARCHITECT AND CONTRACTOR SHALL BE RESPONSIBLE FOR THE ACCURACY OF THE AS-BUILT DRAWINGS. THE ARCHITECT AND CONTRACTOR SHALL BE RESPONSIBLE FOR THE ACCURACY OF THE AS-BUILT DRAWINGS.

9. THE ARCHITECT AND CONTRACTOR SHALL BE RESPONSIBLE FOR THE ACCURACY OF THE AS-BUILT DRAWINGS. THE ARCHITECT AND CONTRACTOR SHALL BE RESPONSIBLE FOR THE ACCURACY OF THE AS-BUILT DRAWINGS. THE ARCHITECT AND CONTRACTOR SHALL BE RESPONSIBLE FOR THE ACCURACY OF THE AS-BUILT DRAWINGS.

10. THE ARCHITECT AND CONTRACTOR SHALL BE RESPONSIBLE FOR THE ACCURACY OF THE AS-BUILT DRAWINGS. THE ARCHITECT AND CONTRACTOR SHALL BE RESPONSIBLE FOR THE ACCURACY OF THE AS-BUILT DRAWINGS. THE ARCHITECT AND CONTRACTOR SHALL BE RESPONSIBLE FOR THE ACCURACY OF THE AS-BUILT DRAWINGS.



WALK - IN SPECIFICATIONS



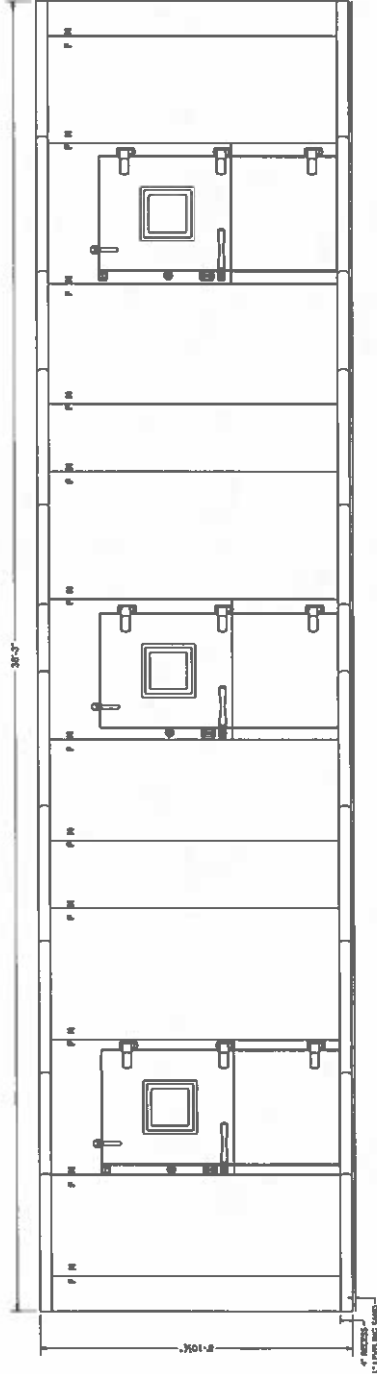
DRAWING #: A2388324  
UNIT #: 001  
ORDER #: N/A

KOLPAK

CHRISTIAN COUNTY ACADEMY - #M4  
N/A  
HOPKINSVILLE, KY 4240 USA

GREAT LAKES HOTEL  
SUPPLY

NO. 1	DATE	BY
NO. 2		
NO. 3		
NO. 4		
NO. 5		
NO. 6		
NO. 7		
NO. 8		
NO. 9		
NO. 10		



ELEVATION LAYOUT

NOTE: HEATER WIRES NOT PROVIDED / REQUIRED IN FLOOR

**ATTENTION**

1. VERIFY THE DIMENSIONS AND SPECIFICATIONS FOR INSTALLATION.

2. VERIFY THE DIMENSIONS AND SPECIFICATIONS FOR THE UNIT. THE UNIT SHALL BE AS SHOWN IN THE DRAWING. THE UNIT SHALL BE AS SHOWN IN THE DRAWING. THE UNIT SHALL BE AS SHOWN IN THE DRAWING.

3. ALL MATERIALS AND COMPONENTS SHALL BE AS SHOWN IN THE DRAWING. THE UNIT SHALL BE AS SHOWN IN THE DRAWING. THE UNIT SHALL BE AS SHOWN IN THE DRAWING.

4. THE UNIT SHALL BE AS SHOWN IN THE DRAWING. THE UNIT SHALL BE AS SHOWN IN THE DRAWING. THE UNIT SHALL BE AS SHOWN IN THE DRAWING.

5. THE UNIT SHALL BE AS SHOWN IN THE DRAWING. THE UNIT SHALL BE AS SHOWN IN THE DRAWING. THE UNIT SHALL BE AS SHOWN IN THE DRAWING.

6. THE UNIT SHALL BE AS SHOWN IN THE DRAWING. THE UNIT SHALL BE AS SHOWN IN THE DRAWING. THE UNIT SHALL BE AS SHOWN IN THE DRAWING.

7. THE UNIT SHALL BE AS SHOWN IN THE DRAWING. THE UNIT SHALL BE AS SHOWN IN THE DRAWING. THE UNIT SHALL BE AS SHOWN IN THE DRAWING.

8. THE UNIT SHALL BE AS SHOWN IN THE DRAWING. THE UNIT SHALL BE AS SHOWN IN THE DRAWING. THE UNIT SHALL BE AS SHOWN IN THE DRAWING.

9. THE UNIT SHALL BE AS SHOWN IN THE DRAWING. THE UNIT SHALL BE AS SHOWN IN THE DRAWING. THE UNIT SHALL BE AS SHOWN IN THE DRAWING.

10. THE UNIT SHALL BE AS SHOWN IN THE DRAWING. THE UNIT SHALL BE AS SHOWN IN THE DRAWING. THE UNIT SHALL BE AS SHOWN IN THE DRAWING.

**FOR APPROVAL**  
THESE MUST SHOW ALL HOTEL DETAILS, DIMENSIONS, FINISHES, DOOR SIZES, LOCKING AND HINGES.

**FOR APPROVAL**  
NO CHANGE REQUIRED; MANUFACTURE AS SHOWN.

**FOR APPROVAL**  
ADJUSTED AS NOTED - MAKE REQUIRED CHANGES AND MANUFACTURE AS SHOWN.

**FOR APPROVAL**  
REVISIONS REQUIRED; REVISIONS REQUIRED AND RECONSTRUCTION.

DATE: 8/1/2024



KOLPAK  
INSTALLATION  
MANUAL

# FACPAC Contract Change Order Supplemental Information Form (Ref# 59758)

Form Status: Saved

**Tier 1 Project: Consolidated High School**

BG Number: 22-104

Status: Active

District: Christian County (HB678)

Phase: Project Initiation (View Checklist)

**Contract: Great Lakes West LLC, 0114, Food Service Equipment**

Type: CM Bid Package

Proposed

Change Order Number	3
Time Extension Required	No
Date Of Change Order	4/9/2024
Change Order Amount To Date	Decrease

## Construction Contingency

Calculations below are project wide. Remaining negative Construction Contingency may require the submission of a revised BG1.

Current Approved Amount	\$6,320,436.60
Net Approved COs	\$376,260.91
Remaining After Approved COs	\$5,944,175.69
Net All COs	\$369,656.60
Remaining After All COs	\$5,950,780.00

This Requested Change Order Amount (\$10,042.00)

+/-

Change In A/E Fee This Change Order

+/-

Change In CM Fee This Change Order \$0.00

+/-

Remaining Construction Contingency \$5,950,780.00

Balance

Contract Change Requested By Contractor

Contract Change Reason Code Reduction of Scope

Change Order Description And Justification

Walk-in freezer/cooler revisions.

Cost Benefit To Owner

This will result in a cost savings to the owner.

Contract unit prices have been utilized No  
to support the cost associated with this  
change order.

## Detailed Cost Breakdown

Contract unit prices have not been utilized, provide a detailed cost breakdown which separates labor, material, profit and overhead.

---

<b>Detail Item</b>	<b>Amount</b>	<b>Percent of Total</b>
Labor	(\$10,042.00)	100.00%
Materials		0.00%
Profit and Overhead		0.00%
Bond Insurance		0.00%
<b>Cost Breakdown Total:</b>	<b>\$-10,042.00</b>	

Cost for this Change Order supported by an alternate bid or competitive price quote

Explain Why

Executed contract with contractor.

# **Change Order Supplemental Information Form Signature Page (Online Form Ref# 59758)**

---

Architect

---

Date

---

Construction Manager

---

Date

---

Finance Officer

---

Date

---

Local Board of Education Designee

---

Date