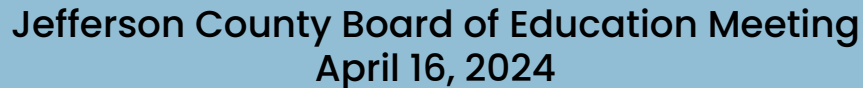









Goals and Guardrails



Jefferson County Board of Education Meeting
April 16, 2024





Interim Goals



Goals

1. The percentage of 5th grade students who score “ready” on the JCPS Academic Readiness measures will increase from % in June 2025 to % by June 2030.
2. The percentage of 8th grade students who score “ready” on the JCPS Academic Readiness measures will increase from % in June 2025 to % by June 2030.
3. The percentage of 12th grade students who score “ready” on the JCPS Academic Readiness measures will increase from % in June 2025 to % by June 2030.
4. The percentage of 3rd grade students who met their expected growth and/or achievement benchmarks (50th percentile) in Reading according to the Spring Map assessment will increase from 68% in June 2023 to 83% by June 2030.
5. The percentage of 8th grade students who met their expected growth and/or achievement benchmarks (50th percentile) in Math according to the Spring Map assessment will increase from 58% in June 2023 to 73% by June 2030.



The percentage of 5th-grade students who score “ready” on the JCPS Academic Readiness measures will increase from % in June 2025 to % by June 2030.

Interim Metrics:

1. **MAP Reading scores:** The percentage of students in grade 3 who met or exceeded their expected achievement benchmarks in Reading according to the Spring MAP assessment will increase from 46% in June 2023 to 50% by June 2025.
2. **MAP Math scores:** The percentage of students in grade 4 who met or exceeded their expected achievement benchmarks in Math according to the Spring MAP assessment will increase from 39% in June 2023 to 43% by June 2025.
3. **Backpack Milestone:** The percentage of students in grade 4 who successfully completed a backpack milestone will increase from x% in June 2025 to x% by June 2026.

Note: new metric – no data available until Summer 2025



2025 Goal: No data available until Spring 2025; can provide qualitative report on Spring 2024 pilot in Fall 2024

The percentage of 8th-grade students who score “ready” on the JCPS Academic Readiness measures will increase from % in June 2025 to % by June 2030.

Interim Metrics:

1. **MAP Reading scores:** The percentage of students in grade 6 who met or exceeded their expected achievement benchmarks in Reading according to the Spring MAP assessment will increase from 41% in June 2023 to 45% by June 2025.
2. **MAP Math scores:** The percentage of students in grade 7 who met or exceeded their expected achievement benchmarks in Math according to the Spring MAP assessment will increase from 26% in June 2023 to 30% by June 2025.
3. **Backpack Milestone:** The percentage of students in grade 7 who successfully completed a backpack milestone will increase from x% in June 2025 to x% by June 2026.

Note: new metric – no data available until Summer 2025



2025 Goal: No data available until Spring 2025; can provide qualitative report on Spring 2024 pilot in Fall 2024

The percentage of 12th-grade students who score “ready” on the JCPS Academic Readiness measures will increase from % in June 2025 to % by June 2030.

Interim Metrics:

1. **CERT scores:** The percentage of students in grade 11 who met or exceeded the benchmarks in Reading and Math according to the Spring CERT assessment will increase from x% in June 2024 to x% by June 2025.
2. **Postsecondary readiness:** The percentage of students in grade 12 who met or exceeded the academic postsecondary benchmark measures as reported on the JCPS Postsecondary Readiness dashboard will increase from 75% in June 2023 to 79% by June 2025.
3. **Backpack Milestone:** The percentage of students in grade 10 who successfully completed a backpack milestone will increase from x% in June 2025 to x% by June 2026.

Note: new metric – no data available until Summer 2025



2025 Goal: No data available until Spring 2025; can provide qualitative report on Spring 2024 pilot in Fall 2024

The percentage of 3rd grade students who met their expected growth and/or achievement benchmarks (50th percentile) in Reading on the Spring MAP assessment will increase from 68% in June 2023 to 83% by June 2030.

Interim Metrics:

1. **MAP Fluency:** The percentage of eligible students in 1st grade who met or exceeded the literacy skills benchmark on MAP Fluency (Adaptive Oral Reading) will increase from x% in June 2024 to x% by June 2025.
2. **MAP Reading Growth:** The percentage of students in 2nd grade who met or exceeded their expected achievement benchmarks in Reading according to the Spring MAP assessment will increase from 43% in June 2023 to 47% by June 2025.
3. **Evidence of Learning Checks (Curriculum Aligned Interim Assessments):** The percentage of students in 3rd grade who had a passing score on the curriculum-based assessments in Reading will increase from x% in June 2025 to x% by June 2026

Note: new metric – no data available until Summer 2025



2025 Goal: The percentage of 3rd grade students who met their expected growth and/or achievement benchmarks (50th percentile) in Reading will increase from 68% on June 2023 to 72% by June 2025.

The percentage of 8th grade students who met their expected growth and/or achievement benchmarks (50th percentile) in Math on the Spring MAP assessment will increase from 58% in June 2023 to 73% by June 2030.




Interim Metrics:

1. **MAP Math Growth:** The percentage of students in 6th grade who met or exceeded their expected achievement benchmarks in Math according to the Spring MAP assessment will increase from 25% in June 2023 to 29% by June 2025.
2. **MAP Math Growth:** The percentage of students in 7th grade who met or exceeded their expected achievement benchmarks in Math according to the Spring MAP assessment will increase from 26% in June 2023 to 30% by June 2025.
3. **Evidence of Learning Checks (Curriculum Aligned Interim Assessments):** The percentage of students in 8th grade who had a passing score on the curriculum-based assessments in Math will increase from x% in June 2025 to x% by June 2026

Note: new metric – no data available until Summer 2025



2025 Goal: The percentage of 8th grade students who met their expected growth and/or achievement benchmarks (50th percentile) in Math will increase from 58% on June 2023 to 62% by June 2025.



Interim Guardrails



Guardrails

1. JCPS shall not allow unsafe conditions (either socially, emotionally, or physically)
2. JCPS shall not make significant decisions without first ensuring alignment with the Racial Equity Plan.
3. JCPS shall not make significant decisions without collaborating with impacted stakeholders.
4. JCPS shall not allow inequitable resource allocation for ECE students and/or ML students.
5. JCPS shall not utilize more than the minimum number of district mandated assessments to monitor student outcomes.



JCPS shall not allow unsafe conditions (either socially, emotionally, or physically)

Interim Metrics:

1. **Bullying/Harassment Resolution Time:** The percent of tip line calls and on-line reports that are resolved within a 5 day period will increase from 33% in June 2023 to 40% in June 2025.
2. **Operations and IT Completion Time:** The percent of building modifications and technology services completed on time will increase from x% in June 2025 to x% in June 2026.
3. **Staff Perceptions of Safety:** The percent of staff who give positive ratings on the safety scale for the Upbeat Teacher Engagement Survey will increase from 69% in June 2023 to 73% in June 2025.



Note: new metric - no data available until Summer 2025

JCPS shall not make significant decisions without first ensuring alignment with the Racial Equity Plan.

Interim Metrics:

1. **Equity Screener Scores:** The percentage of all new principal hires scoring at an accomplishing or higher level across 3 of the 4 dispositions on the equity screener will increase from x% in June 2024 to x% in June 2025.
2. **REAP Decisions:** The percentage of board action items and board policies that were filtered through the REAP and changes addressed (if necessary) will increase from 84% in June 2023 to 100% in June 2025.
3. **Louisville Teacher Residency retention rate:** The number of Louisville Teacher Residency Program participants who remain employed in JCPS after 3 years will increase from 84.6% in June 2023 to 88% in June 2025.



Note: new metric - no data available until Summer 2024

JCPS shall not make significant decisions without collaborating with impacted stakeholders.

Interim Metrics:

1. **Staff Perceptions of Teacher Voice & Leadership:** The percent of staff who give positive ratings on the teacher voice and leadership scales for the Upbeat Teacher Engagement Survey will increase from 76% in June 2023 to 80% in June 2025.
2. **Parent and Staff Communication:** The average open rate for Constant Contact messaging across the year will increase from 45% in June 2023 to 50% in June 2025.
3. **Collaborative District and School Leadership Team:** The percentage of collaborative teams that have an identified problem of practice will increase from 0% in June 2023 to 100% by June 2025.



Note: new metric - no data available until Summer 2024

JCPS shall not allow inequitable resource allocation for ECE students and/or ML students.

Interim Metrics:

1. **ECE Least Restrictive Environment:** The percentage of ECE students whose least restrictive environment is 6a (80% or more in general education programs) will increase from 53.6% in June 2023 to 55.1% in June 2025.
2. **English Language Progress:** The percentage of English Language learners showing growth on English language proficiency assessment (ACCESS for ELLs) by moving up a performance level category will increase from 56% in June 2023 to 59% by June 2025.
3. **Technological Support:** The use of technology assistance programs will increase from x in June 2024 to x in June 2025.



Note: new metric - no data available until Summer 2024

JCPS shall not utilize more than the minimum number of district-mandated assessments to monitor student outcomes.

Interim Metrics:

1. **Backpack Milestones:** The percentage of students who successfully complete a backpack milestone will increase from x% in June 2025 to x% by June 2026.
2. **Defense of Learning:** The percentage of 5, 8, 12th students in who participate in a Defense of Learning will increase from x% in June 2025 to 90% or higher by June 2026.
3. **Assessment Integrity:** Participation rates in district-required assessments will increase from x% in June 2025 to 90% or higher by June 2026.



Note: new metric - no data available until Summer 2025



Questions

++