



FLOYD COUNTY BOARD OF EDUCATION  
Anna Whitaker Shepherd, Superintendent  
442 KY RT 550  
Eastern, KY 41622  
Telephone (606) 886-2354 Fax (606) 886-4550  
www.floyd.kyschools.us

William Newsome, Jr., Board Chair - District 3  
Linda C. Gearheart, Vice-Chair - District 1  
Dr. Chandra Varia, Member - District 2  
Keith Smallwood, Member - District 4  
Steve Stone, Member - District 5

**Consent Agenda Item (Action Item):** Receive Utility Report for Allen Elementary.

**Applicable State or Regulations:** Board Policy 05.23

**Fiscal/Budgetary Impact:**

2021/2022 SY (July 21- June 22) \$104,401  
2022/2023 SY (July 22- June 23) \$105,934

**History/Background:**

February 2024

Board received utility report for Betsy Layne High.

**Recommended Action:** To accept report as presented.

**Contact Person(s):**

Linda Hackworth  
606-874-9569

N/A  
Principal

Linda Hackworth  
Director

Anna W. Shepherd  
Superintendent

**Date:** March 5, 2024



# Utility Report

## March 25, 2024

### Allen Elementary

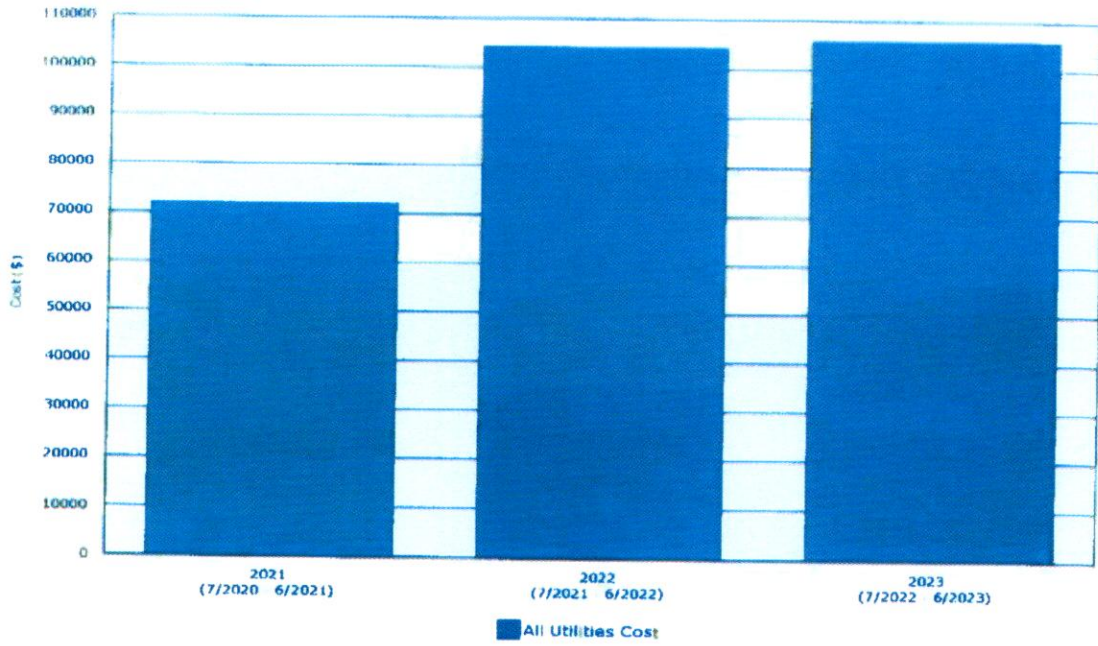
### 2021/2022 - 2022/2023

### School Years



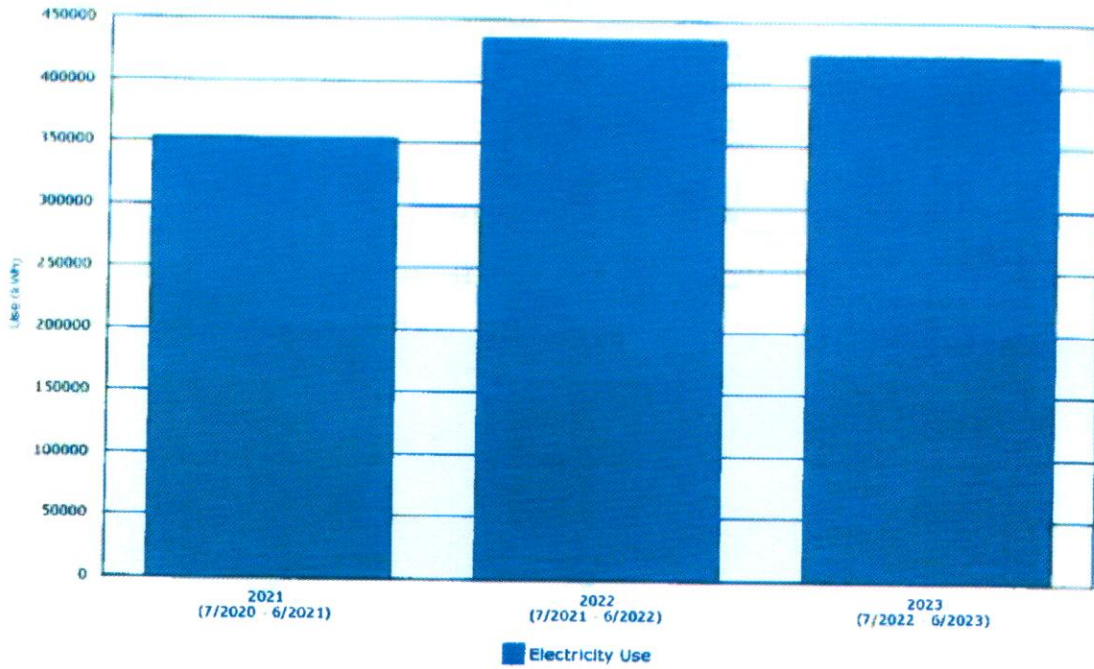
**The Floyd County Board of Education does not discriminate on the basis of race, color, national origin, age, religion, marital status, sex, or disability in employment, educational programs, or activities as set forth in Title IX & VI, and in Section 504.**

**Year-Over-Year Comparison  
 Floyd County Board of Education  
 Allen Elementary -- 7/2020 to 6/2023**



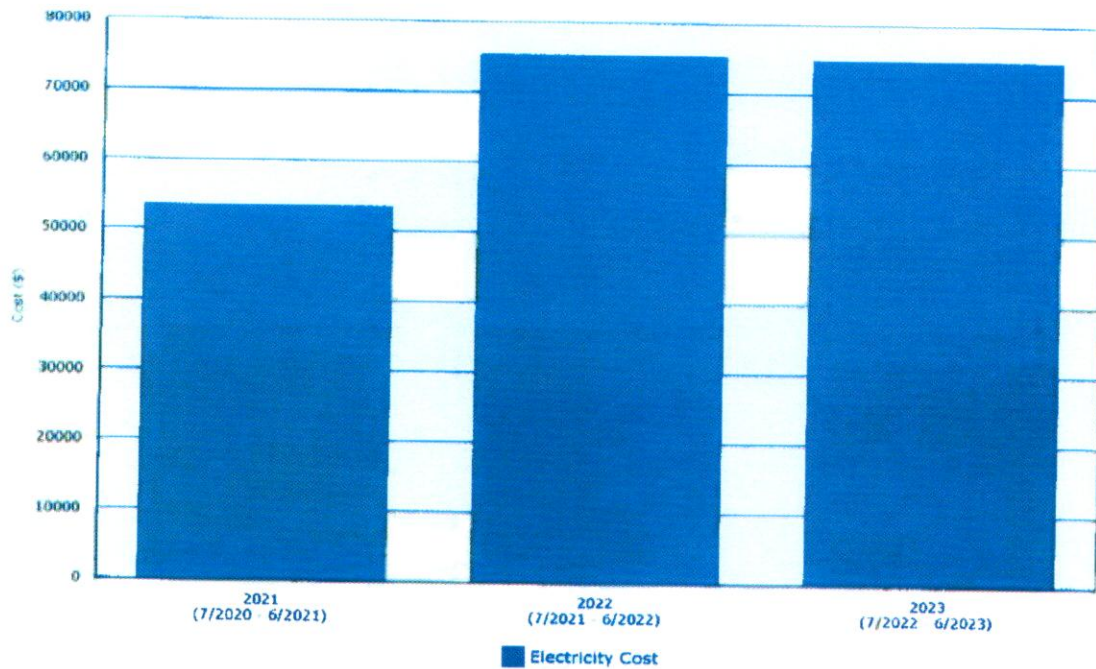
<b>Period</b>	<b>All Utilities Cost</b>
2021	\$72,088
2022	\$104,401
2023	\$105,934

**Year-Over-Year Comparison  
 Floyd County Board of Education  
 Allen Elementary -- 7/2020 to 6/2023**



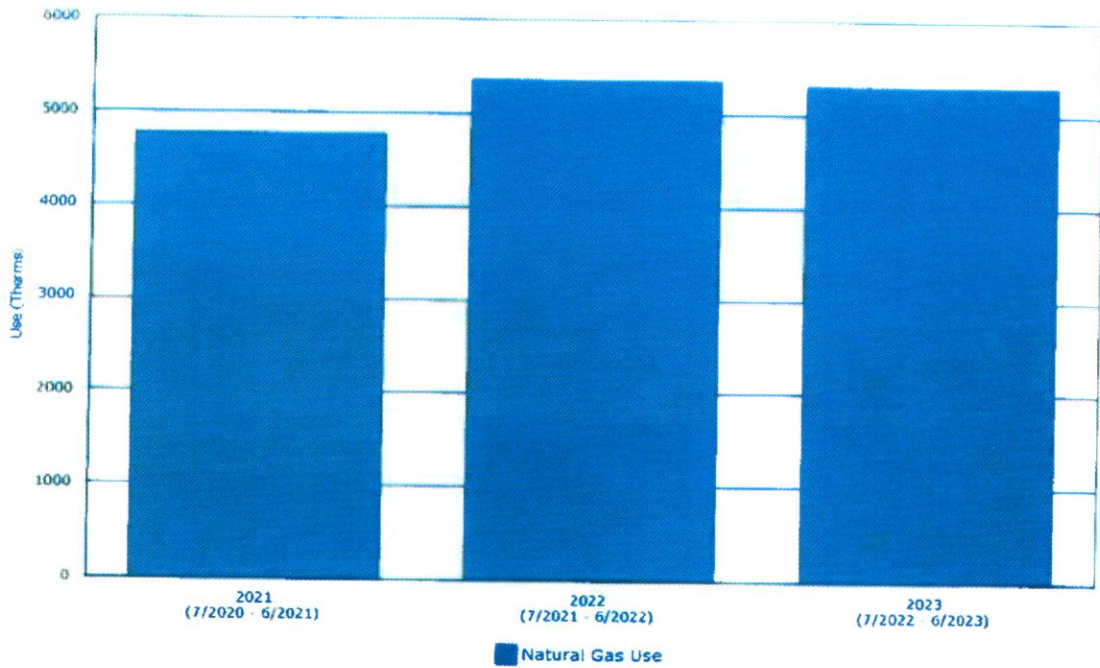
<b>Period</b>	<b>Electricity Use (kWh)</b>
2021	353,442
2022	435,692
2023	424,423

**Year-Over-Year Comparison**  
**Floyd County Board of Education**  
**Allen Elementary -- 7/2020 to 6/2023**



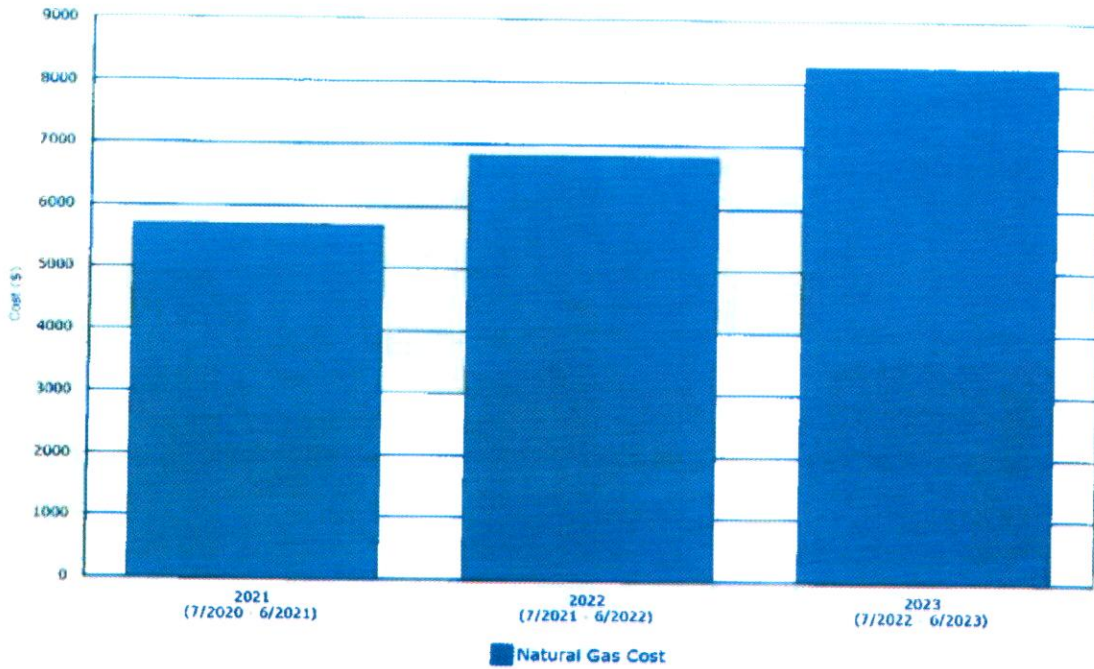
<b>Period</b>	<b>Electricity Cost</b>
2021	\$53,583
2022	\$75,450
2023	\$74,851

**Year-Over-Year Comparison  
 Floyd County Board of Education  
 Allen Elementary -- 7/2020 to 6/2023**



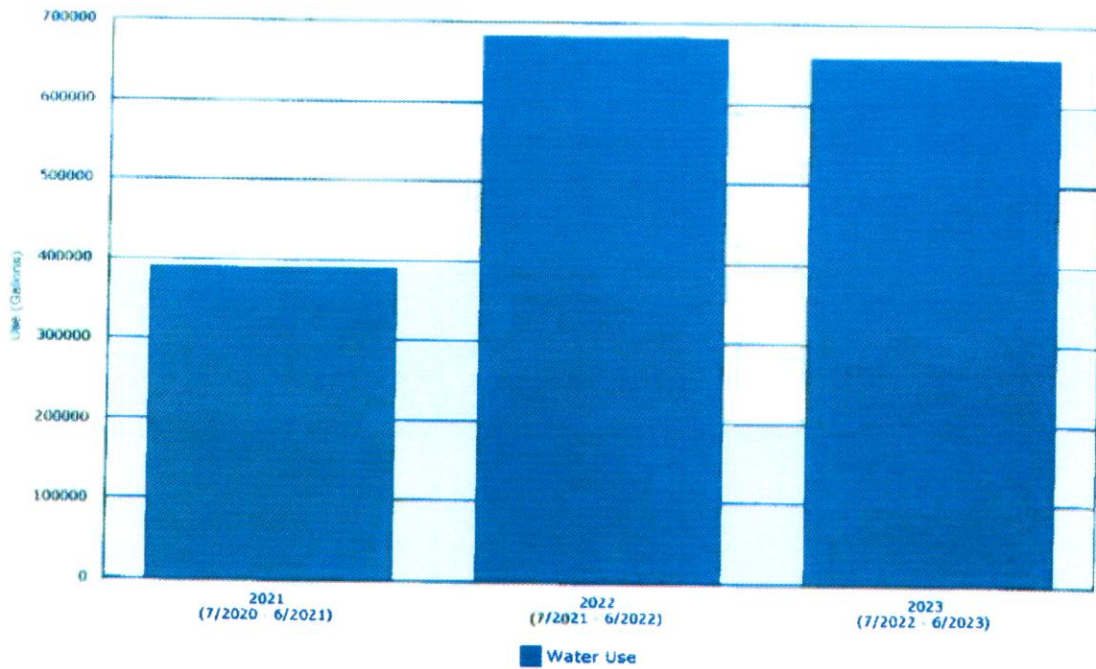
<b>Period</b>	<b>Natural Gas Use (Therms)</b>
2021	4,781
2022	5,365
2023	5,315

**Year-Over-Year Comparison  
 Floyd County Board of Education  
 Allen Elementary -- 7/2020 to 6/2023**



<b>Period</b>	<b>Natural Gas Cost</b>
2021	\$5,711
2022	\$6,828
2023	\$8,283

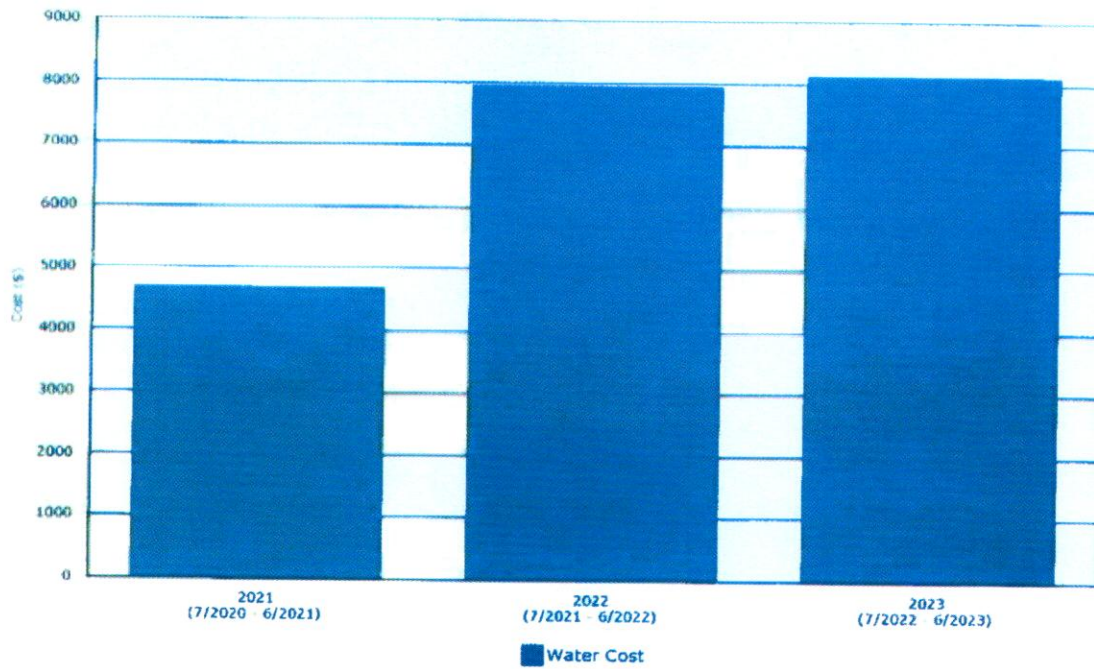
**Year-Over-Year Comparison  
 Floyd County Board of Education  
 Allen Elementary -- 7/2020 to 6/2023**



<u>Period</u>	<u>Water Use (Gallons)</u>
2021	390,775
2022	682,467
2023	658,440

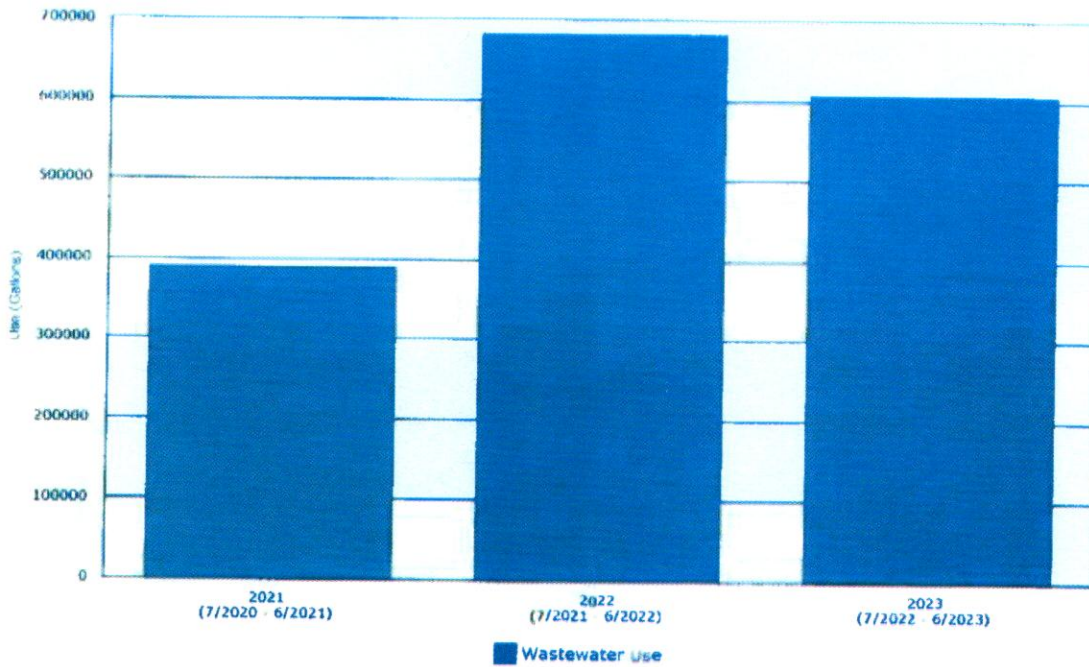


**Year-Over-Year Comparison  
 Floyd County Board of Education  
 Allen Elementary -- 7/2020 to 6/2023**



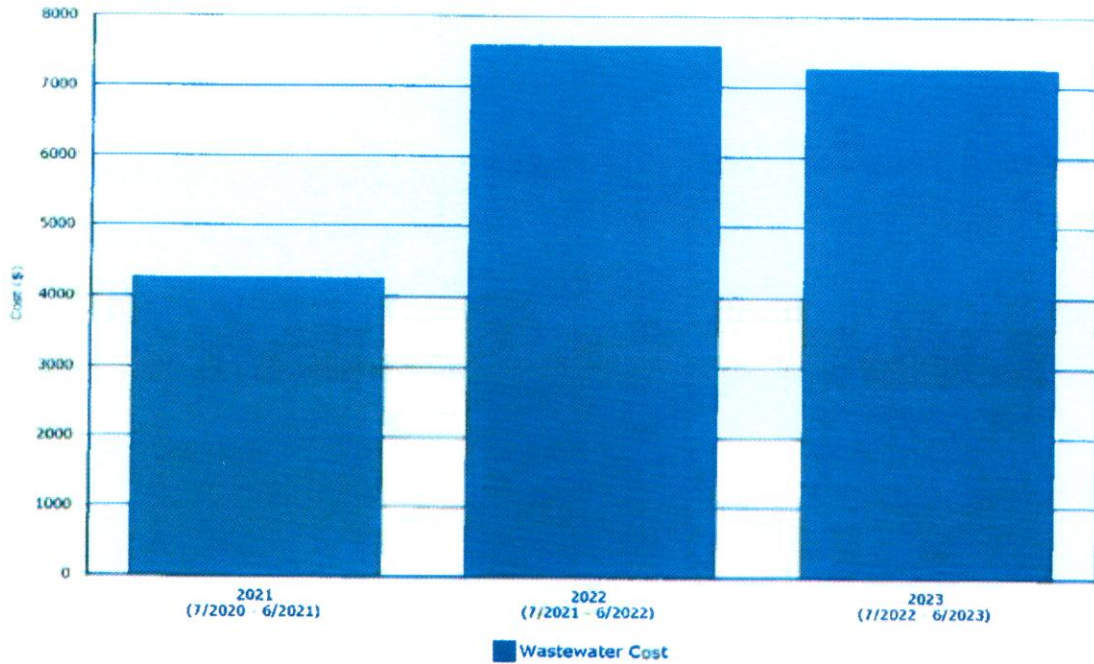
<b>Period</b>	<b>Water Cost</b>
2021	\$4,679
2022	\$7,959
2023	\$8,127

**Year-Over-Year Comparison  
 Floyd County Board of Education  
 Allen Elementary -- 7/2020 to 6/2023**



<b>Period</b>	<b>Wastewater Use (Gallons)</b>
2021	390,775
2022	682,467
2023	607,440

**Year-Over-Year Comparison  
 Floyd County Board of Education  
 Allen Elementary -- 7/2020 to 6/2023**



<u>Period</u>	<u>Wastewater Cost</u>
2021	\$4,264
2022	\$7,597
2023	\$7,274